

Manuals+

[Q & A](#) | [Deep Search](#) | [Upload](#)

manuals.plus /

- > [KODAK](#) /
- > [KODAK 9891164 Glossy Inkjet Photo Paper User Manual](#)

KODAK 9891164

KODAK 9891164 Glossy Inkjet Photo Paper User Manual

Model: 9891164 | 100 Sheets, A6 (10x15 cm), 230gsm

1. INTRODUCTION

This manual provides instructions for the KODAK 9891164 Glossy Inkjet Photo Paper. This product is designed for printing high-quality photographs using inkjet printers. The paper features a 230gsm weight and a glossy finish, optimized for vivid color reproduction and quick drying. Each package contains 100 sheets of A6 (10x15 cm) photo paper.





Image: KODAK Glossy Inkjet Photo Paper packaging. The packaging displays the product name, specifications (Glossy, 230 GSM, 100 sheets, 4x6" / 10x15 cm), and indicates compatibility with any inkjet printer. A person is shown on the front of the box.

2. SETUP AND COMPATIBILITY

To achieve optimal print results, ensure your inkjet printer is correctly configured for photo paper.

- 1. Loading the Paper:** Carefully load the KODAK photo paper into your printer's paper tray. Ensure the glossy side is facing the correct direction for printing, typically facing down in bottom-loading trays or facing up in top-loading trays. Refer to your printer's manual for specific paper loading instructions.
- 2. Printer Settings:** Select 'Photo Paper' or 'Glossy Paper' in your printer's settings before printing. Adjust print quality to 'High' or 'Best' for superior image output.
- 3. Ink Compatibility:** This photo paper is compatible with all standard inkjet printers and their respective inks.




Image: An inkjet printer with KODAK photo paper being fed into it, alongside several printed photographs. The image indicates compatibility with various printer brands like Canon, Epson, HP, Dell, and Lexmark.


3. OPERATING INSTRUCTIONS AND PRINTING TIPS

Follow these guidelines for best results when printing with KODAK Glossy Inkjet Photo Paper:

- **Optimal Print Quality:** The paper's high-quality coating and 230gsm weight are designed to produce vibrant colors and sharp details.
- **Fast Drying:** The paper features a rapid-drying surface, minimizing smudges and allowing for quick handling of prints.
- **Smooth Printing:** Engineered for smooth feeding through inkjet printers, reducing the likelihood of paper jams.
- **Eco-Friendly Material:** Manufactured with environmentally friendly paper pulp.




PRINT YOUR KODAK MOMENTS




Pâte à papier respectueuse
de l'environnement

Le papier est net et plat



Impression rapide

Impression douce sans
bourrage



Séchage rapide

Absorption rapide de l'encre



Couleur vive

Performances
d'impression fine et fluide



Image: Left: Icons illustrating key features: environmentally friendly paper pulp, smooth printing without jamming, fast drying, and vivid color performance. Right: A diagram showing the three layers of nano-coating, color printing coating, and natural wood pulp base paper, highlighting the high-quality coating.

This photo paper is suitable for various applications, including personal use, travel memories, business presentations, professional photography, and artistic projects.



Image: A collage of photographs depicting different scenarios where KODAK photo paper can be used, such as personal photos, travel photos, business-related prints, and artistic creations.

4. MAINTENANCE AND STORAGE

To preserve the quality of your KODAK photo paper and printed images:

- **Storage:** Store unused photo paper in its original packaging in a cool, dry place, away from direct sunlight and excessive humidity. This prevents moisture absorption and potential curling or damage.
- **Handling Prints:** Allow prints to dry completely before stacking or handling extensively, even with fast-drying paper. Avoid touching the printed surface immediately after printing to prevent smudges.

5. TROUBLESHOOTING

If you encounter issues while printing, consider the following:

- **Poor Print Quality (Faded Colors, Streaks):**
 - Ensure your printer's ink cartridges are not low or empty.
 - Verify that the correct paper type (Glossy Photo Paper) is selected in your printer settings.
 - Perform a print head cleaning and nozzle check through your printer's utility software.
- **Paper Jams:**
 - Ensure the paper is loaded correctly and not overfilled in the paper tray.
 - Check for any foreign objects or debris in the paper path.
 - Fan the paper stack before loading to prevent sheets from sticking together.
- **Prints Not Drying Properly:**
 - Confirm that the correct paper type is selected in your printer settings, as this affects ink application and drying time.
 - Ensure the printing environment is not excessively humid.

6. SPECIFICATIONS

Brand	KODAK
Model Number	9891164
Paper Type	Glossy Photo Paper
Paper Weight	230 gsm
Sheet Size	A6 (10 x 15 cm)
Number of Sheets	100
Color	White
Material Feature	Plant-based
Brightness	95
Compatibility	Inkjet Printers
Manufacturer	FANTAC
Country of Origin	China



PRINT YOUR KODAK MOMENTS

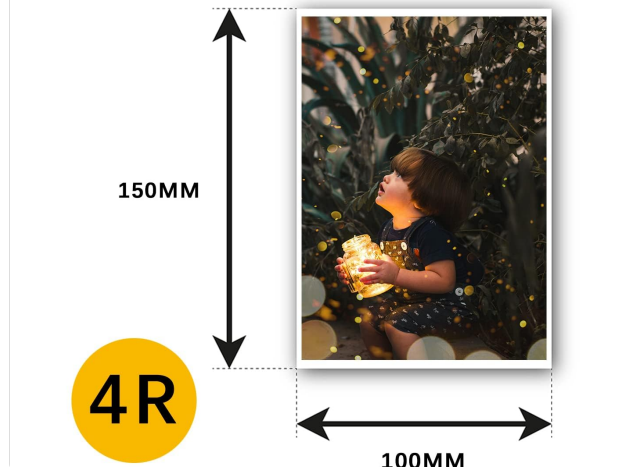


Image: A diagram illustrating the dimensions of 4R photo paper, which is 100mm by 150mm, corresponding to the A6 size.

7. WARRANTY INFORMATION

Specific warranty information for the KODAK 9891164 Glossy Inkjet Photo Paper is not provided in the product details. Please refer to the retailer's return policy or contact KODAK customer service for any warranty-related inquiries.

8. SUPPORT

For further assistance or product-related questions, please visit the official KODAK website or contact their customer support channels. Specific contact details are not provided in this manual.