

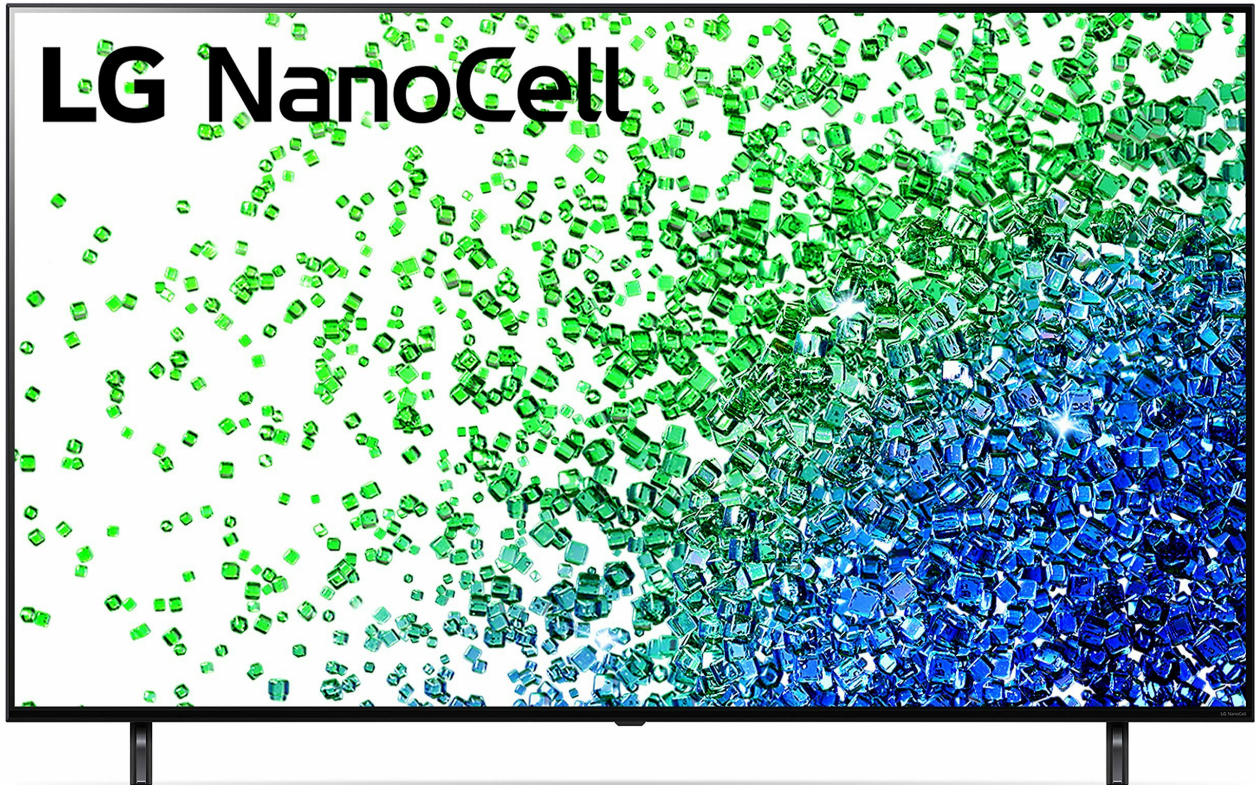
LG 50NANO80UPA

LG NanoCell 80 Series 50" 4K Smart TV Instruction Manual

Model: 50NANO80UPA

INTRODUCTION

This manual provides essential information for setting up, operating, and maintaining your LG NanoCell 80 Series 50" 4K Smart TV (Model 50NANO80UPA). Please read this manual thoroughly before using the product to ensure safe and optimal performance.

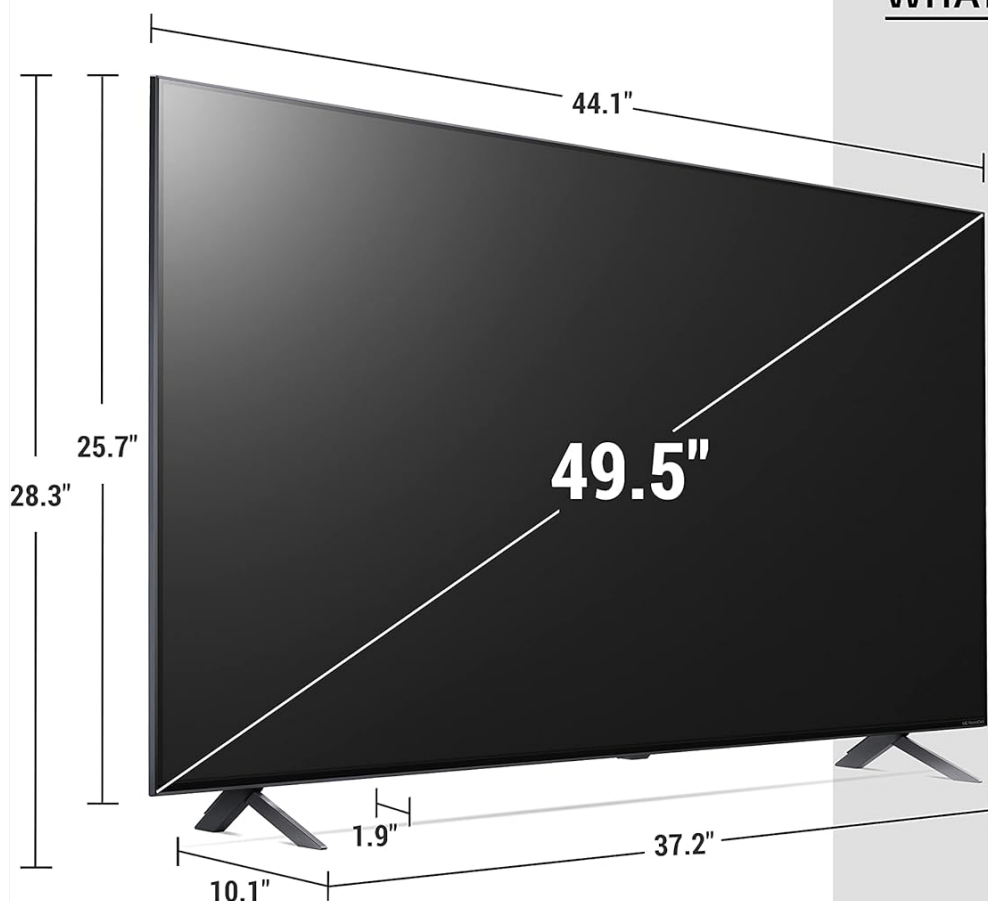


Front view of the LG NanoCell 80 Series 50" 4K Smart TV.

SETUP

1. Unboxing and Package Contents

Carefully remove the TV and all components from the packaging. Ensure all items listed below are present.



DIMENSIONS (INCHES W x H x D):

Without stand: 44.1 x 25.7 x 1.9

With stand: 44.1 x 28.3 x 10.1

Stand footprint: 37.2 x 2.6 x 8.2

WHAT'S IN THE BOX:

- 50" TV with Stand
- User Manual
- Power Cable
- LG Magic Remote



Image showing the TV dimensions and included accessories: 50" TV with Stand, User Manual, Power Cable, and LG Magic Remote.

- LG NanoCell 80 Series 50" 4K Smart TV
- Magic Remote
- Remote Control Battery (AA)
- Power Cable
- Quick Start Guide
- E-Manual (digital)

2. Physical Installation

Install the TV on a stable surface using the provided stand or mount it on a wall using a compatible VESA wall mount (sold separately). Refer to the Quick Start Guide for detailed stand assembly instructions.

Dimensions (W x H x D):

Without stand: 44.1 x 25.7 x 1.9 inches

With stand: 44.1 x 28.3 x 10.1 inches

Stand footprint: 37.2 x 2.6 x 8.2 inches

3. Connectivity

Connect your external devices to the TV using the available ports. The TV supports various connectivity options including HDMI, USB, Ethernet, and Wi-Fi.



Rear view of the TV highlighting the various input ports for external devices.

- **HDMI Input (HDCP 2.2):** 4 (side)
- **HDMI Audio Return Channel (ARC):** eARC (HDMI 2)
- **USB Ports (v 2.0):** 1 (rear) / 1 (side)
- **RF Connection Input (Antenna/Cable):** 1 (Rear, RF)
- **Ethernet Input:** 1 (rear)
- **Digital Audio Output (Optical):** 1 (rear)
- **Wi-Fi Standard:** Wi-Fi Certified 802.11ac
- **Bluetooth Support:** Version 5.0

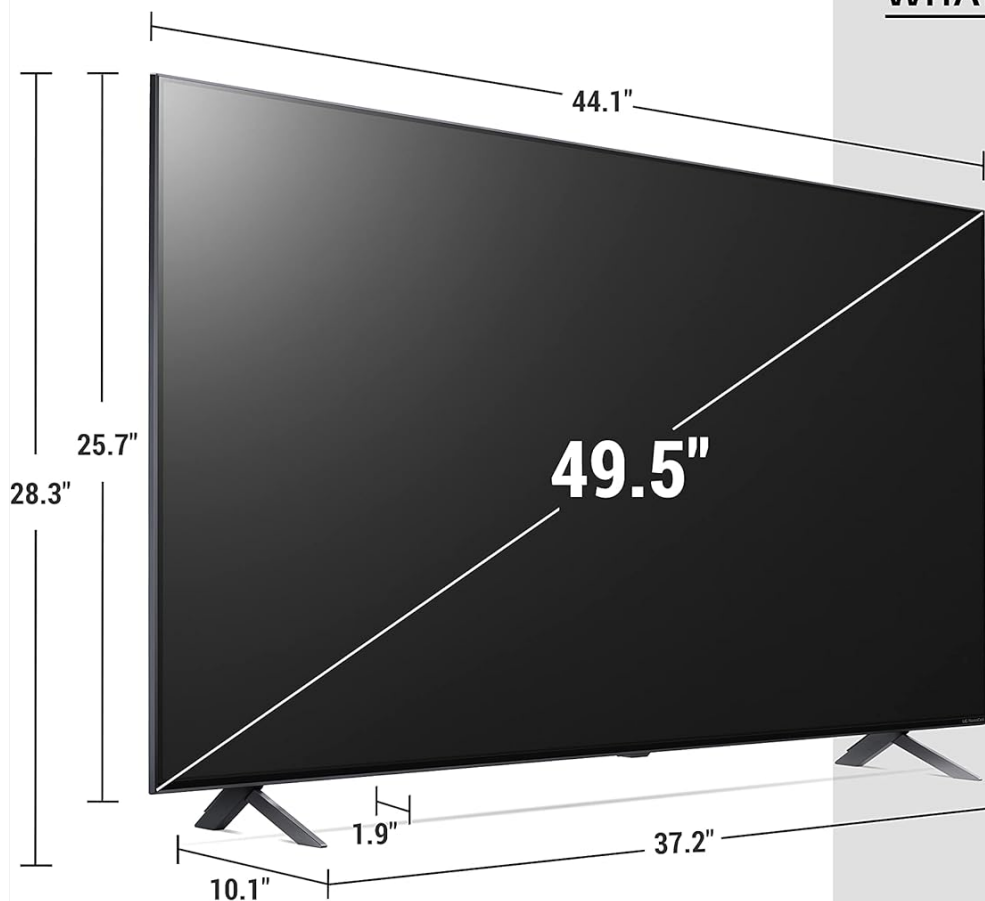
4. Initial Power On

Connect the power cable to the TV and a wall outlet. Press the power button on the remote control or the TV to turn it on. Follow the on-screen instructions for initial setup, including language selection, network connection, and channel scanning.

OPERATING YOUR TV

1. Using the Magic Remote

The LG Magic Remote provides intuitive control over your TV. It features a motion-sensing pointer, scroll wheel, and dedicated buttons for popular streaming services. Point the remote at the screen to move the cursor, or use the directional pad for navigation.



WHAT'S IN THE BOX:

- 50" TV with Stand
- User Manual
- Power Cable
- LG Magic Remote



DIMENSIONS (INCHES W x H x D):

Without stand: 44.1 x 25.7 x 1.9

With stand: 44.1 x 28.3 x 10.1

Stand footprint: 37.2 x 2.6 x 8.2

The LG Magic Remote, designed for easy navigation and control.

2. Picture Modes

Optimize your viewing experience by selecting the appropriate picture mode. Access picture settings via the Magic Remote to choose from various presets:

- **Vivid:** Enhances brightness and sharpness for a dynamic picture.
- **APS (Auto Power Save):** Adjusts settings to reduce power consumption.
- **Cinema:** Optimizes picture for movie viewing, providing a more cinematic feel.
- **Game:** Reduces input lag for a smoother gaming experience.
- **Filmmaker Mode:** Preserves the original aspect ratios, colors, and frame rates of content, allowing you to experience movies as the director intended.



Bluetooth Surround Ready Instant surround sound via Bluetooth


Wireless surround sound has never been easier. Connect any single compatible Bluetooth speaker or up to two speakers*, including LG XBOOM Speakers, for a true surround sound experience – without wires.

*Speakers sold separately. *Connections Available: LG PK7/7W/5/5W, PL7/5, PN7/5, RL3, RM2, RN9/7/5, ON9/7/5

Filmmaker Mode ensures content is displayed as intended by the creators.

3. Smart TV Features (ThinQ AI)

Your LG NanoCell TV is equipped with ThinQ AI, allowing you to control your TV and other smart home devices using voice commands. It also integrates with Google Assistant and Alexa.



Think you know smart? Think again.

LG ThinQ is here to maximize your TV experience. Choose your favorite voice assistant and control your TV with your voice with an all new home screen to provide more convenience and control.

LG ThinQ AI  Hey Google  alexa | built-in

*Some features require 3rd party subscription or account. **Google is a trademark of Google LLC.

LG ThinQ AI provides smart control and integration with voice assistants.

Access popular streaming services like Netflix, Prime Video, Apple TV+, Disney+, Hulu, Vudu, and YouTube directly from your TV's home dashboard.

4. Enhanced Picture Quality with Quad Core Processor 4K

The Quad Core Processor 4K enhances contrast, color, and black levels, providing a smooth and crisp viewing experience. It also features noise reduction, dynamic color, and 4K upscaling for non-4K content.



Quad Core Processor 4K Enhance Every Scene

Our Quad Core Processor 4K gives you a smooth, crisp viewing experience with enhanced contrast, color and blacks.



Noise Reduction



Dynamic Color



Upscaling

The Quad Core Processor 4K improves image quality with noise reduction, dynamic color, and upscaling.

5. Gaming Features

For gamers, the TV includes Game Optimizer, which provides easy access to game settings, Auto Low-Latency Mode (ALLM), and dynamic gaming with HGiG for an optimized gaming experience.



FILMMAKER MODE See the director's vision come to life

See exactly what directors envisioned. Filmmaker Mode™ is a setting that respects the craft. It translates a director's cinematic vision to your TV with automatic picture and processor settings and brings true authenticity.

Game Optimizer provides quick access to settings for an improved gaming experience.

6. Audio Settings and Bluetooth Surround

The TV features built-in speakers. You can also connect compatible Bluetooth speakers for a wireless surround sound experience. Refer to the TV's sound settings menu to configure audio output.



Game Optimizer

Level up to smooth gaming

Gameplay goes even further with Game Optimizer which gives you easier access to all your game settings.

Connect compatible Bluetooth speakers for an immersive surround sound experience.

MAINTENANCE

1. Cleaning the TV

- Always unplug the TV before cleaning.
- Use a soft, dry cloth to wipe the screen and exterior surfaces.
- For stubborn marks, lightly dampen the cloth with water or a specialized screen cleaner (ensure it's safe for TV screens). Do not spray liquid directly onto the screen.
- Avoid using abrasive cleaners, waxes, or solvents.

2. Software Updates

Periodically check for software updates to ensure your TV has the latest features and performance improvements. You can usually find this option in the TV's settings menu under "Support" or "About This TV."

TROUBLESHOOTING

If you encounter issues with your TV, refer to the following common solutions before contacting support.

Problem	Possible Solution
No power	Ensure the power cable is securely connected to the TV and a working electrical outlet. Check if the outlet has power.
No picture, but sound is present	Check the input source. Ensure external devices are properly connected and powered on. Try a different HDMI cable.
No sound, but picture is present	Check the volume level and mute status. Verify audio output settings in the TV menu. Ensure external audio devices are connected correctly.
Remote control not working	Replace the batteries. Ensure there are no obstructions between the remote and the TV. Repair the Magic Remote if necessary (refer to the Quick Start Guide).
Wi-Fi connection issues	Restart your router and modem. Reconnect to the Wi-Fi network from the TV's settings. Ensure the TV is within range of your Wi-Fi signal.

SPECIFICATIONS

Feature	Detail
Brand	LG
Model Number	50NANO80UPA
Screen Size	50 Inches
Display Technology	LED (NanoCell)
Resolution	4K (3840 x 2160)
Refresh Rate	60 Hz
Processor	Quad Core Processor 4K
Special Features	Active HDR, HDR10, HLG, Filmmaker Mode, Game Optimizer, HGiG, Auto Low Latency Mode, LG App Store, Gallery Mode, Home Dashboard, Sports Alert, ThinQ AI, Google Assistant Built-in, Alexa Built-in
Speaker Type	Built-In
Connectivity Technology	Wi-Fi (802.11ac), Bluetooth (v5.0), HDMI (4 ports, eARC on HDMI 2), USB (2 ports), Ethernet, Optical Digital Audio Out
Supported Internet Services	Hulu, Netflix, Prime Video, Vudu, YouTube, Apple TV+, Disney+
Product Dimensions (with stand)	44.1 x 10.1 x 28.3 inches
Item Weight	31.7 Pounds
Voltage	240 Volts (AC)

WARRANTY AND SUPPORT

For warranty information and technical support, please refer to the warranty card included with your product or visit the official LG website. You can also contact LG customer service for assistance with product registration, troubleshooting, and service requests.

Online Resources:

- LG Official Website: www.lg.com
- Customer Support: Refer to the contact information provided in your Quick Start Guide or on the LG website.

