

## Cherry G80-3874LWAUS-2

# CHERRY MX Board 3.0 S Wired Mechanical Keyboard Instruction Manual

Brand: Cherry | Model: G80-3874LWAUS-2

## 1. INTRODUCTION AND OVERVIEW

The CHERRY MX Board 3.0 S is a high-performance wired mechanical keyboard designed for both gaming and professional office environments. It features genuine CHERRY MX Red Silent switches, known for their quiet operation and linear actuation, providing a smooth and responsive typing experience. The keyboard is built with a robust aluminum housing, ensuring durability and stability during intense use. Its advanced features include full N-key rollover, anti-ghosting, and customizable RGB backlighting, making it a versatile tool for any user.



Figure 1: CHERRY MX Board 3.0 S Mechanical Keyboard

## 2. WHAT'S IN THE BOX

Upon unboxing your CHERRY MX Board 3.0 S, please ensure all components are present:

- CHERRY MX Board 3.0 S Wired Mechanical Keyboard

- USB Cable (USB-A to Micro-USB)



Figure 2: Keyboard and included USB cable

### 3. SETUP

---

Setting up your CHERRY MX Board 3.0 S is straightforward:

1. Locate the Micro-USB port on the top edge of the keyboard.
2. Connect the Micro-USB end of the provided cable to the keyboard's port. Ensure it is securely inserted.
3. Connect the USB-A end of the cable to an available USB port on your computer.
4. Your computer should automatically detect and install the necessary drivers. No additional software installation is typically required for basic functionality.

Your browser does not support the video tag.

Video 1: Official product overview demonstrating features including cable connection and build quality.

Your browser does not support the video tag.

Video 2: Detailed look at the CHERRY MX BOARD 3.0 S, highlighting its design and build.

### 4. OPERATING

---

#### 4.1 Key Features and Design

The CHERRY MX Board 3.0 S is engineered for precision and durability. It features original CHERRY MX Red Silent switches, which provide a linear feel with patented damping to minimize actuation noise. The keyboard's textured aluminum housing and screw-in metal legs ensure solid support and prevent flexing or sliding. Abrasion-resistant keycaps, either double plastic-injected or lasered, guarantee long-lasting legibility. The keyboard also supports full N-key rollover and anti-ghosting for accurate input during fast-paced typing or gaming, and includes a Win Key Lock

function to prevent accidental interruptions.



Figure 3: Key features of the CHERRY MX Board 3.0 S

# MECHANICAL KEYSWITCH TECHNOLOGY |



## CHERRY MX

- Precise actuation
- Fast input
- Individual type feeling
- Up to 100 million keystrokes




Figure 4: CHERRY MX Keyswitch Technology

## 4.2 RGB Lighting Customization

The CHERRY MX Board 3.0 S features dynamic RGB backlighting with color routines in over 16 million colors. You can customize lighting effects and colors through the dedicated CHERRY software, which can be downloaded from the official CHERRY website. This software allows for various lighting modes, including static colors, breathing effects, ripples, and more, to personalize your keyboard's appearance.

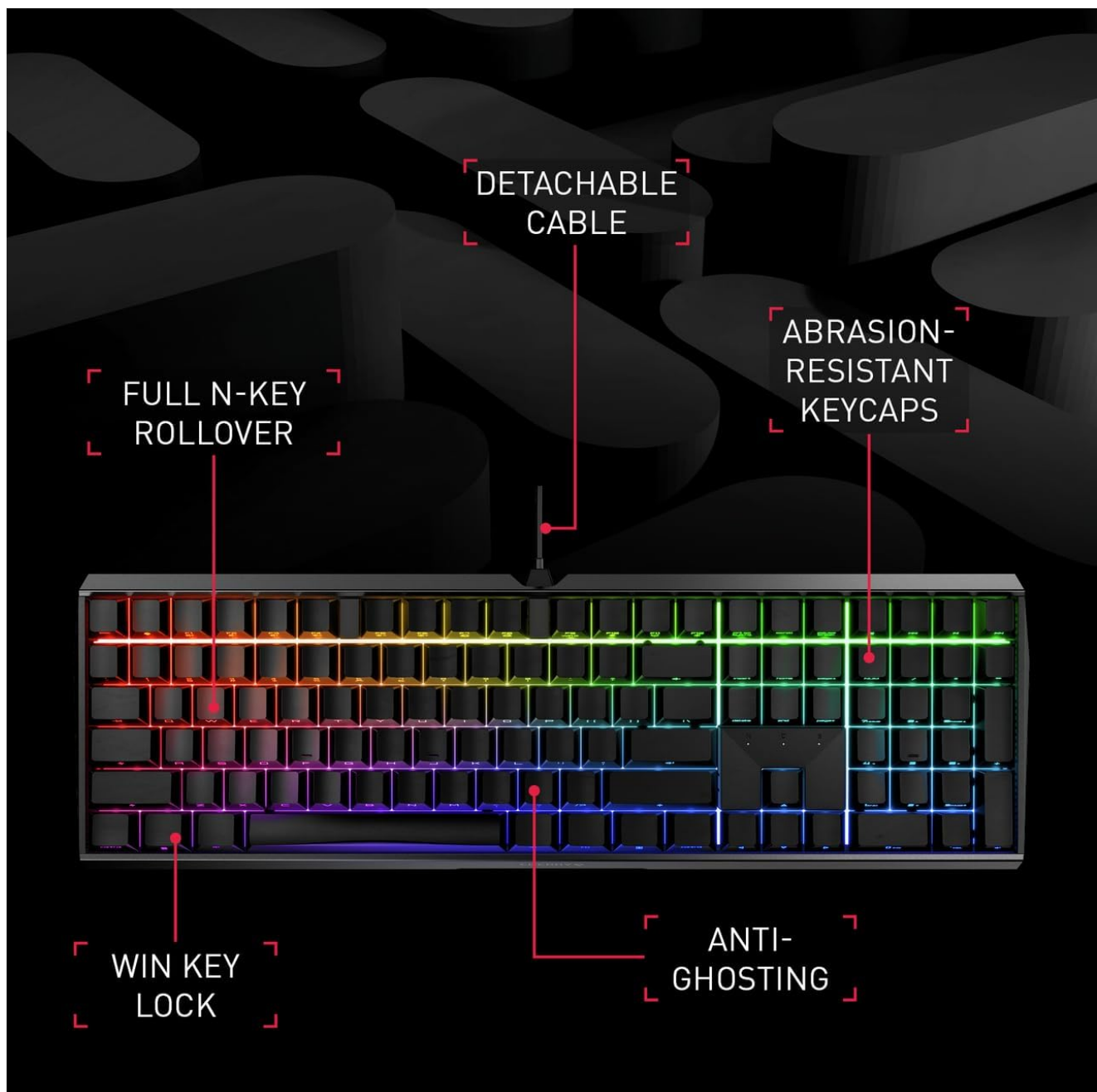


Figure 5: Available color options and RGB lighting






Figure 6: Keyboard in a typical usage scenario with RGB lighting activated.

## 5. MAINTENANCE

---

To ensure the longevity and optimal performance of your CHERRY MX Board 3.0 S, regular maintenance is recommended:

- **Cleaning:** Use a soft, lint-free cloth to wipe down the keyboard surface. For deeper cleaning, you may use a can of compressed air to remove dust and debris from between the keycaps. Avoid using harsh chemicals or abrasive materials.
- **Cable Care:** Handle the detachable USB cable with care. Avoid sharp bends or excessive pulling to prevent damage to the cable or the keyboard's port.

## 6. TROUBLESHOOTING

---

If you encounter issues with your CHERRY MX Board 3.0 S, try the following troubleshooting steps:

- **Keyboard Not Responding:** Ensure the USB cable is securely connected to both the keyboard and the computer. Try connecting the keyboard to a different USB port on your computer.
- **Lighting Issues:** If the RGB lighting is not functioning as expected, verify that the CHERRY software is installed and running correctly. Check the lighting settings within the software.
- **Key Malfunction:** If a specific key is not responding, gently remove the keycap (if applicable and designed for removal) and check for any obstructions beneath it. Reattach the keycap firmly.
- **Driver Issues:** In rare cases, driver conflicts may occur. Try uninstalling and reinstalling the keyboard drivers through your computer's Device Manager.

## 7. SPECIFICATIONS




---

Feature	Detail
Product Dimensions	16.93 x 5.51 x 1.42 inches
Item Weight	2.26 pounds
Manufacturer	CHERRY
ASIN	B08YRRLV25
Country of Origin	China
Item Model Number	G80-3874LWAUS-2
Compatible Devices	PC
Connectivity Technology	USB-A
Keyboard Description	Gaming
Recommended Uses	Office, Programming, Home Office, Gaming
Special Feature	Backlit
Color	Black
Number of Keys	109
Keyboard Backlighting	RGB
Style	Classic

## 8. WARRANTY AND SUPPORT

For warranty information and technical support, please refer to the official CHERRY website or contact CHERRY customer service directly. Keep your purchase receipt as proof of purchase for any warranty claims.

### Related Documents - G80-3874LWAUS-2

	<p><a href="#">CHERRY MX-Board 2.0 Keyboard: Technical Specifications and Model Details</a></p> <p>Detailed technical specifications, key benefits, and model variations for the CHERRY MX-Board 2.0 keyboard, featuring CHERRY MX technology.</p>
	<p><a href="#">CHERRY MX Board 3.0S RGB Mechanical Keyboard - Specifications and Features</a></p> <p>Detailed technical specifications, features, and operational details for the CHERRY MX Board 3.0S RGB mechanical keyboard, including connectivity, key switch technology, dimensions, system requirements, and warranty.</p>
	<p><a href="#">CHERRY MX BOARD 2.0S Corded Gaming Keyboard User Manual</a></p> <p>This user manual provides instructions for the CHERRY MX BOARD 2.0S corded gaming keyboard, covering setup, features, software installation, maintenance, and troubleshooting. It includes details on key functions, lighting effects, and safety precautions.</p>
	<p><a href="#">CHERRY MX 8.2 TKL Wireless Gaming Keyboard User Manual</a></p> <p>Comprehensive user guide for the CHERRY MX 8.2 TKL Wireless gaming keyboard, covering setup, connectivity (USB, Bluetooth, 2.4 GHz wireless), software, features, and troubleshooting.</p>
	<p><a href="#">CHERRY XTRFY PIXIU 98 Mechanical Keyboard User Manual</a></p> <p>Comprehensive user manual for the CHERRY XTRFY PIXIU 98 mechanical keyboard, covering setup, connectivity (USB, Bluetooth, 2.4 GHz wireless), features, customization, troubleshooting, and warranty information.</p>
	<p><a href="#">CHERRY G80-3000N RGB TKL Keyboard User Manual</a></p> <p>User manual for the CHERRY G80-3000N RGB TKL corded TKL keyboard, covering setup, features, lighting effects, cleaning, troubleshooting, technical specifications, and contact information.</p>