



[Manuals.plus](#) /

› [FINTIE](#) /

› Fintie Hard Shell Protective Case Instruction Manual for Microsoft Surface Laptop Go 3/2/1

FINTIE AMAP001

Fintie Hard Shell Protective Case Instruction Manual

For Microsoft Surface Laptop Go 3/2/1 (12.4-inch, Models 2013/1943)

1. PRODUCT OVERVIEW AND COMPATIBILITY

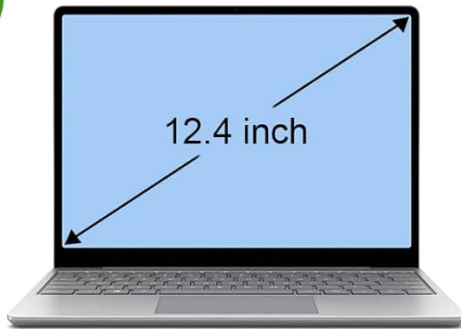
This Fintie hard shell protective case is designed to safeguard your Microsoft Surface Laptop Go. It provides comprehensive protection against daily wear, scratches, and minor impacts.

Compatibility: This case is specifically designed for the **12.4-inch Microsoft Surface Laptop Go 3 (2023 Release), Surface Laptop Go 2 (2022 Release), and Surface Laptop Go (2020 Release)**. Compatible models include 2013 and 1943.

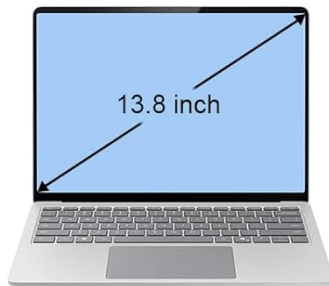

Important: This case is **not compatible** with 13.5-inch Microsoft Surface Laptops, Surface Books, 12.3-inch Surface Pros, 10-inch Surface Gos, or any other devices. Please verify your laptop's model number before installation.

Only Fit 12.4 Inch Microsoft Surface Laptop Go 3/2/1 (2023/2022/2020 Release)

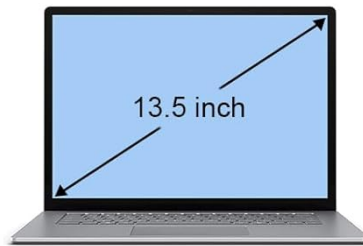
(Model: 2013/1943)



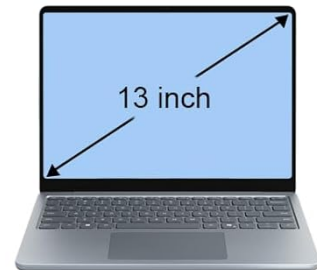
Model Number: 2013/1943



13.8" Microsoft Surface Laptop 7 (2036)



13.5" Microsoft Surface Laptop 6/5/4/3/2/1



13" Surface Laptop Windows 11 Copilot+ PC 2025

Image 1: Compatibility chart illustrating the correct 12.4-inch Microsoft Surface Laptop Go model (2013/1943) for this case, and examples of incompatible laptop sizes.

2. INSTALLATION INSTRUCTIONS

The Fintie protective case consists of two separate pieces: one for the top lid and one for the bottom base of your laptop. Installation is designed to be straightforward.

- 1. Prepare your laptop:** Ensure your Microsoft Surface Laptop Go is clean and free of dust or debris.
- 2. Install the top cover:** Align the top piece of the case with the lid of your laptop. Gently press along the edges until you hear a soft click, indicating the clips have engaged securely.
- 3. Install the bottom cover:** Align the bottom piece of the case with the base of your laptop. Ensure all ports and vents are correctly aligned. Press firmly around the edges until the clips snap into place.

The case is designed for easy attachment and removal. If you need to remove the case, gently unclip the edges, starting from one corner, to avoid damaging your device or the case.

3. FEATURES AND OPERATION

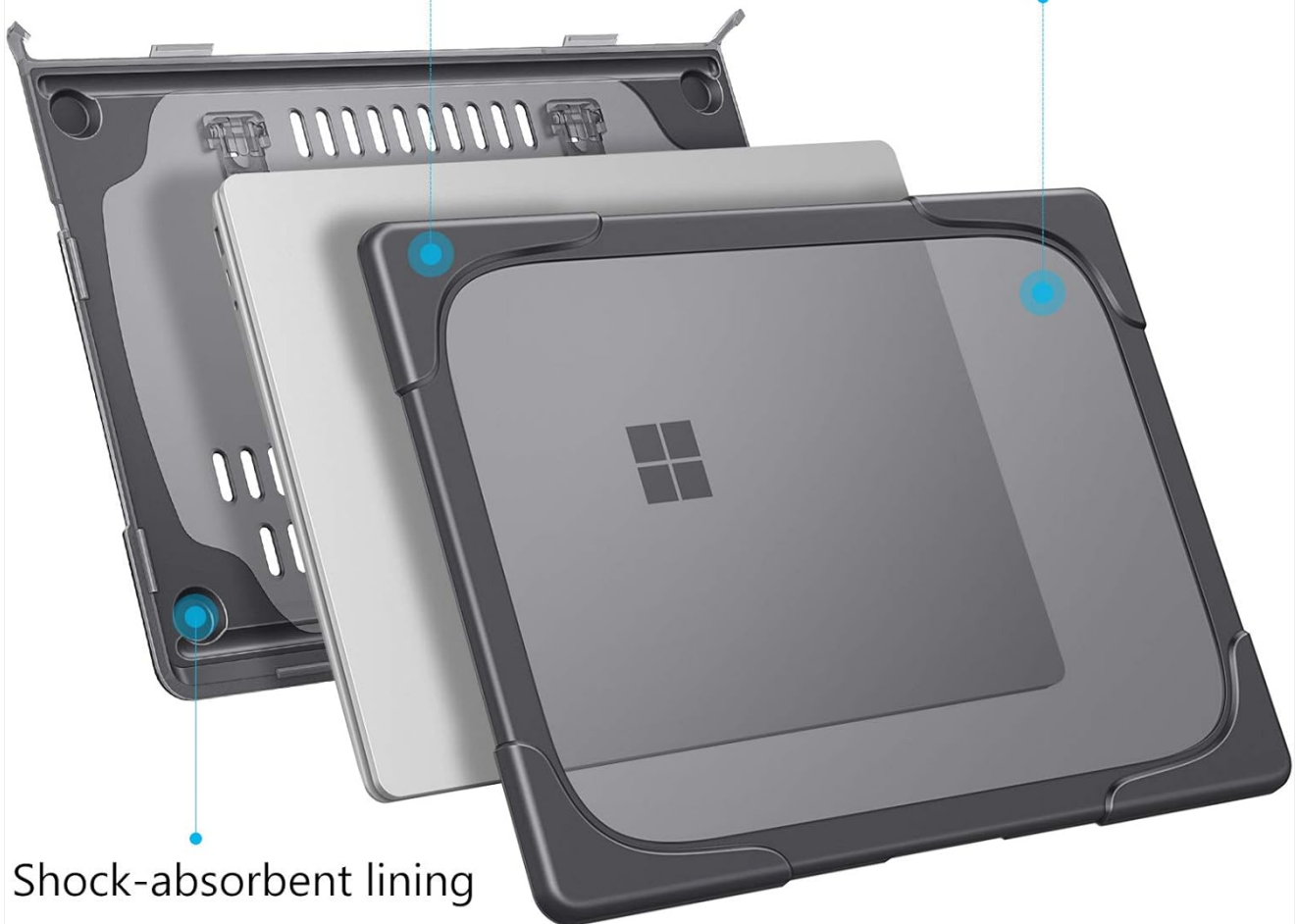
3.1. Protective Design

This heavy-duty hard shell case is constructed from impact-resistant PC material, providing all-around protection for your Surface Laptop Go. It guards against accidental scuffs, drops, falls, scratches, and other potential damages.

High Quality Material & Craftsmanship

Hard impact-resistant PC exterior

Anti-scratch protector



Shock-absorbent lining

Image 2: Exploded view illustrating the multi-layered protection of the case, including a hard exterior, anti-scratch layer, and shock-absorbent lining.

Built-in Foldable Stand



Image 3: Visual comparison demonstrating the added impact protection provided by the case, particularly around the corners of the laptop.

3.2. Anti-Fingerprint Matte Coating

The case features a matte-coated surface designed to resist fingerprints and smudges, maintaining a clean appearance.

Anti-fingerprint



Image 4: Demonstration of the anti-fingerprint matte coating on the Fintie case compared to a standard glossy surface.

3.3. Built-in Foldable Kickstand

The integrated foldable kickstand allows you to elevate your laptop to an ergonomic typing angle, which can improve comfort during extended use.

Fully Vented



Image 5: A user demonstrating the built-in foldable kickstand, providing an ergonomic typing angle for the laptop.

3.4. Fully Vented Design

The bottom cover of the case features a fully vented design to ensure safe heat disbursement, preventing your laptop from overheating during operation.

Impact Protection



Image 6: Underside of the case with visible ventilation slots, designed to facilitate heat dissipation from the laptop.

4. MAINTENANCE

To keep your Fintie protective case in optimal condition, follow these simple maintenance guidelines:

- **Cleaning:** Wipe the case regularly with a soft, damp cloth. For stubborn smudges, a mild soap solution can be used, followed by wiping with a clean, dry cloth.
- **Avoid harsh chemicals:** Do not use abrasive cleaners, solvents, or strong chemical agents, as these can damage the matte finish and material of the case.
- **Storage:** When not in use, store the case in a cool, dry place away from direct sunlight or extreme temperatures.
- **Inspection:** Periodically check the clips and overall integrity of the case to ensure it remains securely attached and provides adequate protection.

5. TROUBLESHOOTING

If you encounter any issues with your Fintie protective case, consider the following:

- **Case not fitting properly:**

- Double-check your laptop's model number against the compatibility information in Section 1. Ensure it is a 12.4-inch Microsoft Surface Laptop Go (Models 2013/1943).
 - Ensure all clips are fully engaged. Sometimes a firm, even press around the edges is needed for the case to snap into place completely.
 - Remove the case and re-attempt installation, ensuring correct alignment of the top and bottom pieces.
- **Case feels loose or unsnaps:**
 - Verify that the case is correctly installed and all clips are securely fastened.
 - Inspect the clips for any signs of damage or wear. If clips are broken, the case may need replacement.

For further assistance, please contact Fintie customer support.

6. SPECIFICATIONS

Feature	Detail
Brand	FINTIE
Model Number	AMAP001
Compatible Devices	Microsoft Surface Laptop Go 3 (2023), 2 (2022), 1 (2020) - 12.4 inch
Material	Plastic (Hard impact-resistant PC exterior)
Color	Gray
Form Factor	Hard Shell Case
Special Features	Built-in Foldable Kickstand, Fully Vented, Anti-fingerprint Matte Coating
Item Dimensions (L x W x H)	11.42 x 8.27 x 0.59 inches
Item Weight	0.35 Kilograms
UPC	840173959886

7. WARRANTY AND SUPPORT

Fintie products are designed for quality and durability. For specific warranty information regarding your product, please refer to the documentation included with your purchase or visit the official Fintie website.

If you require technical support, have questions about installation, or need assistance with any product-related issues, please contact Fintie customer service through their official channels. Contact information can typically be found on the Fintie website or on the product packaging.

Online Support: [Visit the Fintie Store on Amazon](#)