



Manuals.plus /

- › **FDW** /
- › FDW 8 inch Twin Gel Memory Foam Mattress User Manual

## FDW Memory Foam Mattress

# FDW 8 inch Twin Gel Memory Foam Mattress User Manual

Model: Memory Foam Mattress | Brand: FDW

## INTRODUCTION

---

Thank you for choosing the FDW 8 inch Twin Gel Memory Foam Mattress. This mattress is designed to provide a comfortable and supportive sleep experience, featuring gel-infused memory foam for cool sleep and pressure relief. This manual provides essential information for setting up, operating, maintaining, and troubleshooting your new mattress.



Figure 1: The FDW 8 inch Twin Gel Memory Foam Mattress in a typical bedroom setup.

## SETUP

---

Your FDW Gel Memory Foam Mattress is compressed and rolled for convenient shipping. Follow these steps for proper setup:

1. **Unpack the Mattress:** Carefully remove the mattress from its cardboard box. The mattress will be compressed and sealed in a sturdy plastic bag.



Figure 2: Mattress compressed and packaged in a box.

2. **Position on Bed Frame:** Place the rolled mattress onto your desired bed frame or flat, solid surface before cutting the plastic wrapping.
3. **Unwrap and Unroll:** Carefully cut and remove the outer plastic bag. The mattress will begin to unroll and expand immediately.

## Memory-Foam

Memory-foam layer adapts to the contours of the body and comfortably conforms to different sleep positions

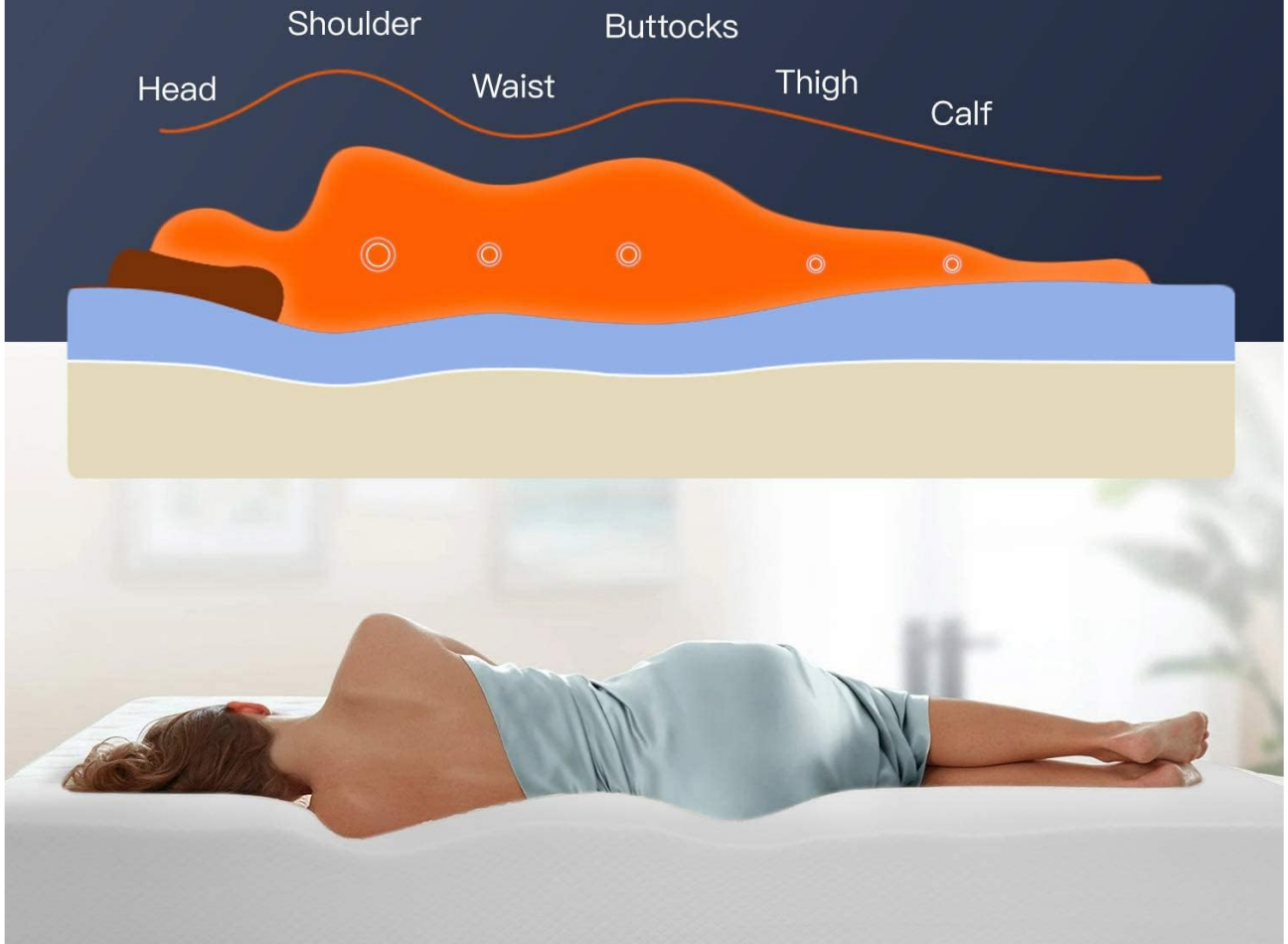



Figure 3: Mattress unrolling after packaging removal.

4. **Allow for Full Expansion:** The mattress will return to its original shape within 6 hours. For full expansion and to allow any potential new product odor to dissipate, allow 24-72 hours before regular use. Expansion time may vary depending on the surrounding environment.

## Elastic mattress

It is soft and comfortable, but also has better elasticity



### High quality fabric

High-quality fabrics can improve your sleep quality

Figure 4: Mattress fully expanded on a bed frame.

## OPERATING

The FDW Gel Memory Foam Mattress is engineered for optimal comfort and support:

- **Comfortable and Breathable:** This mattress features a multi-layer design, including a 2-inch gel memory foam layer and a 6-inch high-density base support foam. This construction supports all parts of the body evenly and individually, providing a medium-firm feel.

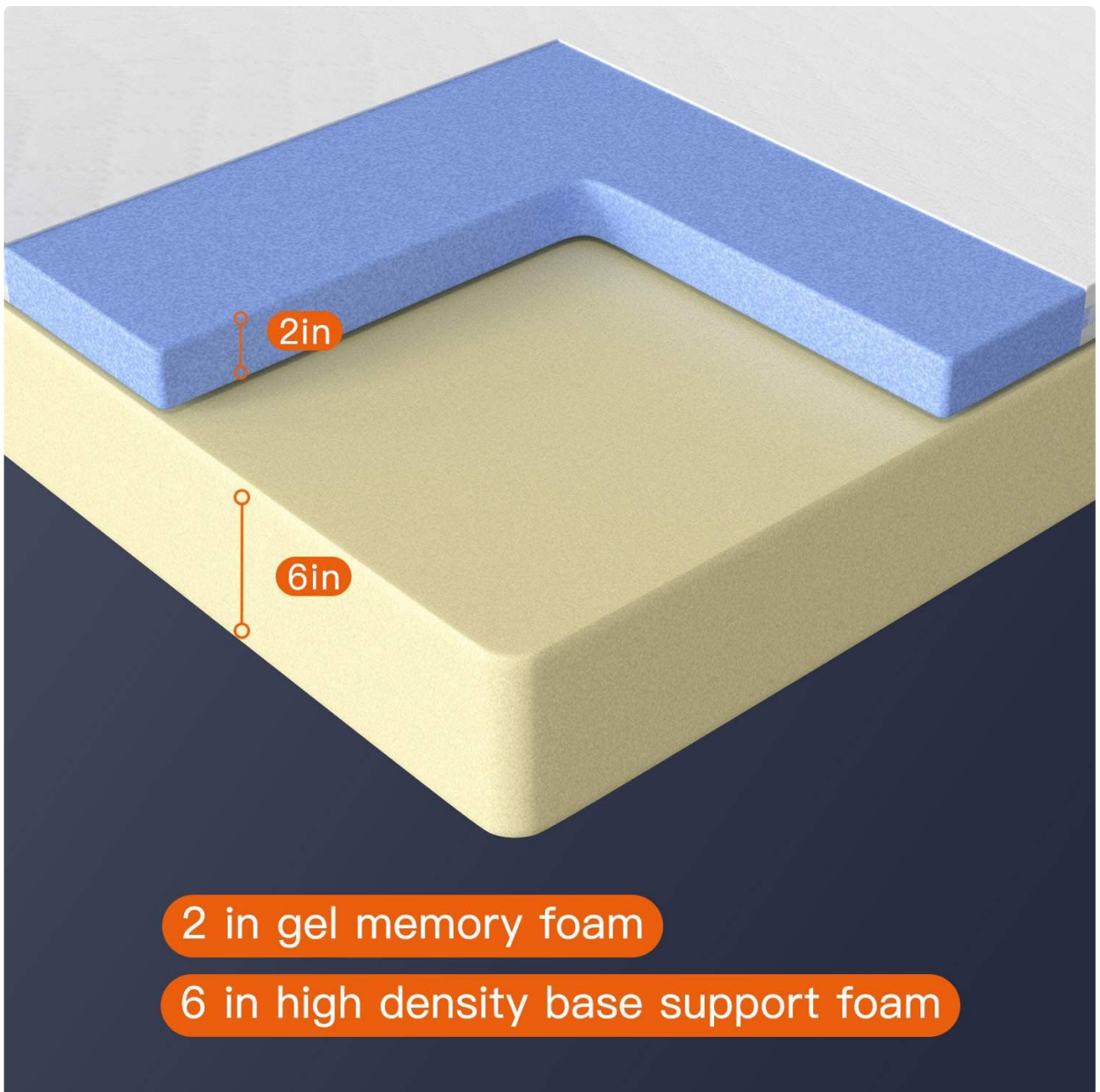


Figure 5: Mattress layer composition.

- **Gel Process for Cool Sleep:** The gel-infused memory foam absorbs excess heat, promoting a cooler sleep environment and helping you fall asleep more quickly.
- **Pressure Relief and Spinal Alignment:** The memory foam layer adapts to the contours of your body, reducing pressure points and properly aligning the spine for a more comfortable night's sleep.

## Easy to clean

The back of the mattress is equipped with zipper, which can be removed and cleaned more easily



Figure 6: Memory foam adapting to body contours.

## MAINTENANCE

To ensure the longevity and hygiene of your FDW Gel Memory Foam Mattress, follow these maintenance guidelines:

- **Cleaning the Cover:** The mattress includes a beautifully detailed all-around cover with a four-way stretch. This cover is washable for your convenience. Locate the zipper on the back of the mattress to remove the cover.



Figure 7: Mattress cover is removable and washable.

- **Regular Cleaning:** As long as regular cleaning is performed, the mattress will remain clean and fresh.
- **Protecting the Mattress:** While the cover is washable, using an additional mattress protector is recommended to safeguard against spills, stains, and allergens, further extending the life of your mattress.

## TROUBLESHOOTING

If you encounter any issues with your FDW Gel Memory Foam Mattress, consider the following common solutions:

- **New Mattress Odor:** It is normal for new memory foam mattresses to have a slight odor upon unboxing. This "new product smell" is harmless and will dissipate over time. Allow approximately 72 hours for the mattress to air out in a well-ventilated room.
- **Incomplete Expansion:** While the mattress typically expands within 6 hours, full expansion can take 24-72 hours. Ensure the mattress is placed on a flat surface in a room with adequate ventilation and a comfortable temperature. Expansion time may vary depending on the surrounding environment.
- **Firmness Perception:** Mattress firmness is subjective. The FDW 8 inch Twin mattress is designed to be medium-firm. If you find it too soft or too firm, consider using a mattress topper or base adjustment to customize your comfort.

## SPECIFICATIONS

---

<b>Brand</b>	FDW
<b>Model Name</b>	Memory Foam Mattress
<b>Size</b>	Twin
<b>Product Dimensions</b>	75"L x 39"W x 8"Th
<b>Item Weight</b>	~28 pounds
<b>Fill Material</b>	Gel Memory Foam
<b>Number of Layers</b>	3 (2" Gel Memory Foam, 6" High-Density Base Support Foam)
<b>Cover Material</b>	Jacquard
<b>Top Style</b>	Euro Top
<b>Weight Limit</b>	800 Pounds
<b>Special Features</b>	Breathable, Pressure Relief, Removable Cover, Temperature Regulating, Washable

## WARRANTY INFORMATION

---

Warranty details for the FDW 8 inch Twin Gel Memory Foam Mattress are not provided within this manual. Please refer to the product's original packaging, the product listing on the retailer's website (e.g., Amazon.com), or the official FDW brand website for the most accurate and up-to-date warranty information.

## SUPPORT

---

For further assistance, questions, or support regarding your FDW 8 inch Twin Gel Memory Foam Mattress, please contact FDW customer service through their official website or the platform where you purchased the product. You may find additional resources and contact information on the FDW Store on Amazon.