

## Mpow BH331A

# Mpow BH331A Wired In-Ear Headset User Manual

Model: BH331A

## 1. INTRODUCTION

Thank you for choosing the Mpow BH331A Wired In-Ear Headset. This manual provides detailed instructions on how to set up, operate, and maintain your headset to ensure optimal performance and longevity. Please read this manual thoroughly before using the product and retain it for future reference.

## 2. SAFETY INFORMATION

- Do not expose the headset to extreme temperatures, humidity, or corrosive environments.
- Avoid dropping or subjecting the headset to strong impacts.
- Do not attempt to disassemble or modify the headset. This will void the warranty.
- Keep the headset away from children and pets.
- Clean the headset with a soft, dry cloth only. Do not use liquid cleaners.
- Prolonged listening at high volume levels may cause hearing damage. Adjust volume to a safe level.

## 3. PACKAGE CONTENTS

Please check the package contents upon opening. If any items are missing or damaged, contact customer support.

- Mpow BH331A Wired In-Ear Headset
- User Manual

## 4. PRODUCT OVERVIEW

The Mpow BH331A is a wired in-ear headset designed for clear audio communication and listening. It features a standard 3.5mm audio jack for universal compatibility.

**Note:** No product images are available for embedding based on the provided data.

## 5. SETUP

## 5.1 Connecting the Headset

1. Locate the 3.5mm audio jack on your device (e.g., smartphone, tablet, laptop, desktop computer).
2. Insert the 3.5mm connector of the Mpow BH331A headset firmly into the audio jack of your device.
3. Ensure the connection is secure to prevent audio interruptions.

## 5.2 Audio Output Selection (for computers)

On some computers, you may need to manually select the headset as the default audio output and input device.

- **Windows:** Go to Control Panel > Sound > Playback/Recording tabs and select the connected headset.
- **macOS:** Go to System Preferences > Sound > Output/Input tabs and select the connected headset.

# 6. OPERATING THE HEADSET

## 6.1 Wearing the Headset

- Gently insert the in-ear earbuds into your ears.
- Adjust the earbuds for a comfortable and secure fit. A proper fit helps optimize sound quality and noise isolation.

## 6.2 Volume Control

Volume is controlled directly from your connected device (e.g., smartphone, computer). Adjust the volume to a comfortable listening level.

## 6.3 Microphone Usage

The integrated microphone is automatically active when the headset is connected. Ensure the microphone is positioned appropriately for clear voice pickup during calls or recordings.

**Note:** No official product videos are available for embedding based on the provided data.

# 7. MAINTENANCE

## 7.1 Cleaning

- Use a soft, dry, lint-free cloth to wipe the headset and cable.
- Do not use abrasive cleaners, alcohol, or chemical solvents, as these can damage the product.
- For the ear tips, gently remove them and clean with a slightly damp cloth if necessary, then ensure they are completely dry before reattaching.

## 7.2 Storage

- When not in use, store the headset in a clean, dry place, away from direct sunlight and extreme temperatures.
- Avoid tangling the cable to prevent damage.

# 8. TROUBLESHOOTING

Problem	Possible Cause	Solution
---------	----------------	----------

Problem	Possible Cause	Solution
No sound or low volume	Headset not fully plugged in. Device volume is too low or muted. Incorrect audio output selected on device.	Ensure the 3.5mm jack is fully inserted. Increase the volume on your device. Check for mute settings. Verify the correct audio output device is selected in your device's sound settings.
Microphone not working	Incorrect audio input selected on device. Microphone muted in software.	Verify the correct microphone input device is selected in your device's sound settings. Check if the microphone is muted within the application you are using (e.g., video conferencing software).
Distorted sound	Volume too high. Loose connection.	Reduce the volume on your device. Ensure the 3.5mm jack is securely connected.

## 9. SPECIFICATIONS



- **Model:** BH331A
- **Connectivity:** Wired (3.5mm audio jack)
- **Form Factor:** In-Ear
- **Microphone:** Integrated
- **Compatibility:** Devices with a standard 3.5mm audio port





## 10. WARRANTY AND SUPPORT

Mpow products are designed to provide reliable performance. For detailed warranty information, please refer to the warranty card included with your purchase or visit the official Mpow website. If you encounter any issues or have questions regarding your Mpow BH331A headset, please contact Mpow customer support through their official channels.

**Official Mpow Website:** [www.xmpow.com](http://www.xmpow.com)

### Related Documents - BH331A

	<a href="#">MPOW T1 Wireless Gaming Headset: User Manual, Setup, and Specifications</a> Comprehensive guide for setting up and using the MPOW T1 Wireless Gaming Headset, including connection instructions for PC, PS4, and Xbox One, specifications, and features.
	<a href="#">MPOW AIR WIRELESS GAMING HEADSET BH415A - User Manual and Specifications</a> Detailed user guide and specifications for the MPOW AIR WIRELESS GAMING HEADSET (Model BH415A), covering setup, operation, features, and compatibility for PC, Mac, PS4, and Xbox.

	<p><a href="#"><u>MPOW BH507A Bluetooth Headset User Manual and Specifications</u></a></p> <p>Official user manual and specifications for the MPOW BH507A Bluetooth headset, covering package contents, diagram, specifications, function buttons, charging, dual device connection, PC setup, Q&amp;A, warranty, and FCC compliance.</p>
	<p><a href="#"><u>MPOW Air 2.4G Wireless Gaming Headset BH415AR/AS/AD User Manual</u></a></p> <p>Comprehensive user manual for the MPOW Air 2.4G Wireless Gaming Headset (Model BH415AR/AS/AD), covering setup, connection guides for PC, Mac, PS4, Nintendo Switch, wired mode, troubleshooting, and technical specifications.</p>
	<p><a href="#"><u>Mpow Air Wireless Gaming Headset BH415A User Manual</u></a></p> <p>User manual for the Mpow Air Wireless Gaming Headset, Model BH415A. Includes setup instructions for PC, Mac OS, and PS4 in 2.4GHz wireless and wired modes, as well as Xbox One wired mode. Details power saving features, specifications, and FCC compliance.</p>
	<p><a href="#"><u>Mpow Jaws BH25 Bluetooth Headset User Manual and Guide</u></a></p> <p>Comprehensive user manual for the Mpow Jaws BH25 Bluetooth Headset, covering setup, pairing, operation, charging, and disposal information. Learn how to connect and use your Mpow wireless headphones.</p>