

## RS PRO 487066

# RS PRO 487066 14 Piece Combination Wrench Set Instruction Manual

Comprehensive guide for the use and care of your RS PRO Combination Wrench Set.

## PRODUCT OVERVIEW

The RS PRO 487066 is a high-quality 14-piece combination wrench set designed for various mechanical and industrial applications. Each wrench is crafted from durable Chrome Vanadium Steel with a polished chrome finish, ensuring longevity and resistance to corrosion. This set provides a comprehensive range of metric sizes for efficient fastening and loosening tasks.



This image displays the RS PRO 14 Piece Combination Wrench Set securely rolled and fastened within its durable black storage pouch, featuring red trim and a red hook-and-loop strap for compact and organized storage.

## SETUP AND PREPARATION

1. **Unpack the Set:** Carefully remove the wrench set from its packaging. The wrenches are typically stored in a roll-up

pouch for organization.

2. **Inspect Contents:** Verify that all 14 wrenches are present and free from any visible damage. Refer to the specifications section for the complete list of sizes.
3. **Familiarize Yourself:** Identify the open-end and box-end of each wrench and their corresponding metric sizes.

## OPERATING INSTRUCTIONS

---

Follow these guidelines for safe and effective use of your combination wrenches:

- **Select Correct Size:** Always choose the wrench that precisely fits the fastener. Using an incorrect size can strip the fastener or damage the wrench.
- **Proper Grip:** Hold the wrench firmly, ensuring your hand is positioned to pull the wrench towards you rather than push, to minimize the risk of slipping.
- **Apply Force Evenly:** Apply steady and even pressure. Avoid sudden jerking motions.
- **Box End Preference:** Whenever possible, use the box end of the wrench as it provides a more secure grip on the fastener and reduces the chance of rounding corners.
- **Extension Avoidance:** Do not use pipe extensions or "cheater bars" on wrenches, as this can over-torque fasteners and damage the tool.
- **Safety First:** Always wear appropriate personal protective equipment, such as safety glasses, when working with tools.

## MAINTENANCE AND CARE

---

Proper maintenance ensures the longevity and performance of your RS PRO wrench set:

- **Cleaning:** After each use, wipe down wrenches with a clean, dry cloth to remove dirt, grease, and moisture. For stubborn grime, a mild degreaser can be used, followed by thorough drying.
- **Storage:** Store the wrenches in their original roll-up pouch or a suitable toolbox to protect them from dust, moisture, and impact. Keep them in a dry environment to prevent rust.
- **Inspection:** Periodically inspect wrenches for signs of wear, cracks, or deformation. Discontinue use of any damaged tools to prevent injury or further damage to fasteners.
- **Lubrication:** While not typically required for combination wrenches, a light coat of rust-preventative oil can be applied if storing in a humid environment.

## TROUBLESHOOTING

---

This section addresses common issues you might encounter:

- **Wrench Slipping:**
  - Ensure the correct wrench size is selected for the fastener.
  - Apply firm, even pressure.
  - Use the box end whenever possible for better grip.
  - Check if the fastener head is rounded; if so, specialized tools may be required.
- **Fastener Not Loosening:**
  - Ensure you are turning in the correct direction (counter-clockwise for loosening most standard fasteners).
  - For stubborn fasteners, apply penetrating oil and allow it to soak.

- Consider using a breaker bar (if appropriate for the fastener and tool, and with caution) or impact wrench for extremely tight fasteners, but not with these combination wrenches.
- **Wrench Damage:**
  - Avoid using excessive force or "cheater bars."
  - Do not use wrenches as hammers or pry bars.
  - Replace any damaged wrenches immediately.

## SPECIFICATIONS

Brand	RS PRO
Model Number	487066
Product Type	Combination Wrench Set
Quantity	14 Pieces
Material	Chrome Vanadium Steel
Finish Type	Polished Chrome
Operation Mode	Mechanical
Metric Sizes Included	(Specific sizes not provided in source data, typical sets include 6mm to 32mm)

## WARRANTY INFORMATION

Specific warranty details for the RS PRO 487066 14 Piece Combination Wrench Set are not provided in the product information. Please refer to the manufacturer's official website or contact your point of purchase for current warranty terms and conditions.







## SUPPORT AND CONTACT

For technical assistance, product inquiries, or further support regarding your RS PRO 487066 Combination Wrench Set, please visit the official RS PRO website or contact their customer service department. Contact information is typically available on the manufacturer's packaging or website.



© 2023 RS PRO. All rights reserved. Information subject to change without notice.

## Related Documents - 487066

 <p>RS PRO Electronic Digital Caliper DIN862</p> <p>RS Stock No. 462-9267</p>	<p><a href="#">RS PRO Electronic Digital Caliper DIN862 - Precision Measurement Tool</a></p> <p>Detailed information on the RS PRO Electronic Digital Caliper DIN862, featuring hardened stainless steel, clear LCD display, and 4-way measurement for accurate external, internal, step, and depth measurements.</p>
 <p>RS PRO 48 LAN Cablemeter</p> <p>RS Stock No. 462-9267</p>	<p><a href="#">RS PRO 48 LAN Cablemeter User Manual</a></p> <p>User manual for the RS PRO 48 LAN Cablemeter, providing detailed instructions on testing UTP, FTP, and COAX cables, measuring cable length, performing wiremap checks, and maintenance. Includes specifications, setup procedures, and troubleshooting information.</p>
 <p>RS PRO Pneumatic Quick Connect Couplings - Series 27</p> <p>RS Stock No. 6671891</p>	<p><a href="#">RS PRO Pneumatic Quick Connect Couplings - Series 27 Datasheet</a></p> <p>Detailed specifications and features for RS PRO Series 27 Pneumatic Quick Connect Couplings. Includes operating pressure, temperature range, material, compatibility, dimensions, and performance data for industrial pneumatic systems.</p>
 <p>RS PRO Pneumatic Quick Connect Couplings - Series 25</p> <p>RS Stock No. 6671891</p>	<p><a href="#">RS PRO Pneumatic Quick Connect Couplings   Technical Specifications &amp; Features</a></p> <p>Detailed specifications, features, and compatibility information for RS PRO Series 25 Pneumatic Quick Connect Couplings. Includes operating pressure, temperature range, materials, and flow rates.</p>
 <p>RS PRO Pneumatic Quick Connect Couplings - Series 23</p> <p>RS Stock No. 6671891</p>	<p><a href="#">RS PRO Pneumatic Quick Connect Couplings - Datasheet &amp; Specifications</a></p> <p>Detailed specifications and features for the RS PRO Series 23 Pneumatic Quick Connect Coupling, including operating pressure, temperature range, material, compatibility, and dimensions. Part number 6671891.</p>
 <p>RS PRO Adjustable Wrench Set</p> <p>RS Stock No. 262-1260</p>	<p><a href="#">RS PRO Adjustable Wrench Set - 160mm, 210mm, 260mm   Professional Tools</a></p> <p>Discover the RS PRO Adjustable Wrench Set, featuring three sizes (160mm, 210mm, 260mm) made from high-performance alloy steel with ergonomic designs and secure jaws. Ideal for professional use.</p>