

**Manuals+**

[Q & A](#) | [Deep Search](#) | [Upload](#)

[manuals.plus](#) /

› [KARACA](#) /

› [Karaca Gem 24-Piece Dinnerware Set User Manual](#)

**KARACA 153.03.07.9494**

# Karaca Gem 24-Piece Dinnerware Set User Manual

Model: 153.03.07.9494

Brand: KARACA

## 1. INTRODUCTION

---

Thank you for choosing the Karaca Gem 24-Piece Dinnerware Set. This exquisite set is designed to elevate your dining experience, perfect for both everyday use and special occasions. Crafted from high-quality porcelain, this set combines elegant design with durability.



Image: The complete Karaca Gem 24-piece dinnerware set, featuring white and black marble patterns with gold geometric accents, arranged with matching gold cutlery and clear glasses.

## 2. PACKAGE CONTENTS

---

Your Karaca Gem 24-Piece Dinnerware Set includes the following items, designed to serve 6 people:

- **6 Large Dinner Plates:** Approximately 27 cm (10.6 inches) in diameter.
- **6 Cereal Bowls:** Approximately 14 cm (5.5 inches) in diameter.
- **6 Dessert Plates:** Approximately 20 cm (7.9 inches) in diameter.
- **6 Pasta Bowls:** Approximately 20 cm (7.9 inches) in diameter.



Image: A selection of plates and bowls from the Karaca Gem set, highlighting the intricate gold geometric patterns and marble-like finish.

### 3. INITIAL SETUP AND PREPARATION

---

1. **Unpacking:** Carefully remove all items from their packaging. Inspect each piece for any signs of damage during transit.
2. **First Wash:** Before first use, hand wash all dinnerware pieces thoroughly with warm water and a mild dish soap. Rinse well and dry completely. This removes any manufacturing residues and ensures hygiene.

### 4. USAGE GUIDELINES

---

The Karaca Gem dinnerware set is designed for serving and enjoying meals. Its elegant design makes it suitable for various dining occasions.

- **Serving:** Use the plates and bowls for serving a variety of dishes, from main courses to desserts and cereals.
- **Table Setting:** Arrange the dinnerware to create a sophisticated table setting for family meals, dinner parties, or special celebrations.



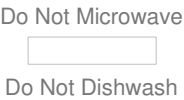
Image: The Karaca Gem dinnerware set arranged on a wooden table, demonstrating a complete and elegant place setting.

## 5. CARE AND MAINTENANCE

Proper care will ensure the longevity and beauty of your Karaca Gem dinnerware set. Please adhere to the following guidelines:

- **Hand Wash Only:** Due to the delicate composition and decorative elements, this dinnerware set **is not dishwasher safe**. Always wash by hand using warm water and a mild, non-abrasive dish soap.
- **No Microwave or Oven Use:** The white and gold dinnerware sets **should not be used in the microwave or oven**. Exposure to high temperatures can cause damage or breakage to the delicate materials and decorative accents.
- **Avoid Abrasives:** Do not use abrasive cleaners, scouring pads, or harsh chemicals, as these can scratch the surface or damage the gold accents.
- **Drying:** Dry the pieces immediately after washing with a soft cloth to prevent water spots and maintain their shine.





Images: Icons indicating that the product is not suitable for microwave or dishwasher use.

## 6. TROUBLESHOOTING

Problem	Possible Cause / Solution
Pieces appear fragile or break easily.	<div>The dinnerware is made of fine porcelain, which is inherently delicate. While durable for normal use, it requires careful handling.</div> <div><ul style="list-style-type: none"><li>Ensure proper handling during washing and storage to prevent accidental impacts.</li><li>Always hand wash and avoid harsh environments like dishwashers or microwaves, which can weaken the material over time.</li></ul></div>
Gold accents fading or scratching.	<div>This is typically caused by abrasive cleaning or exposure to harsh chemicals.</div> <div><ul style="list-style-type: none"><li>Only use soft sponges and mild dish soap for cleaning.</li><li>Avoid stacking plates without protective layers if the gold accents are on the rim that would rub against another plate.</li></ul></div>

## 7. PRODUCT SPECIFICATIONS

Brand	KARACA
Model Number	153.03.07.9494
Color	White with Black and Gold accents
Material	Porcelain
Product Dimensions (L x W x H)	18 x 46 x 18 cm (approx. 7.1 x 18.1 x 7.1 inches)
Item Weight	9.4 Kilograms (approx. 20.7 lbs)
Care Instructions	Hand Wash Only
Origin	China






## 8. WARRANTY AND SUPPORT

This product is subject to the return policy of the retailer from which it was purchased. Please refer to your purchase receipt or the retailer's website for specific return and refund policies.

For any product-related inquiries, concerns, or assistance, please contact the retailer or the manufacturer, KARACA, directly. Contact information can typically be found on their official websites or on your product packaging.

It is recommended to retain your proof of purchase for any future support needs.

Related Documents - 153.03.07.9494

	<p><a href="#">Karaca Refika Birgül XL Glass Tea Machine User Manual and Warranty</a></p> <p>Comprehensive user manual and warranty certificate for the Karaca Refika Birgül XL Glass Tea Machine, detailing operation, safety, cleaning, and warranty conditions.</p>
	<p><a href="#">Karaca Hatır Közs Turkish Coffee Maker User Manual and Warranty Certificate</a></p> <p>Comprehensive user manual and warranty certificate for the Karaca Hatır Közs Turkish Coffee Maker (Model E205 ECM). Learn about operation, safety, cleaning, and warranty conditions from Karaca Porcelain UK Limited.</p>
	<p><a href="#">Karaca Hatır Köz Turkish Coffee Machine User Manual and Warranty</a></p> <p>Explore the Karaca Hatır Köz Turkish Coffee Machine user manual and warranty certificate. Learn about safety, usage, cleaning, and warranty conditions for your appliance.</p>
	<p><a href="#">Karaca Multifry Single Pan User's Manual and Warranty Certificate</a></p> <p>User's manual and warranty certificate for the Karaca Multifry Single Pan, detailing safe operation, features, and recipes for this kitchen appliance.</p>
	<p><a href="#">Karaca Glass Tea XL Tea Machine User Manual and Warranty</a></p> <p>Official user manual and warranty certificate for the Karaca Glass Tea XL Tea Machine (Model E245 TM). Find instructions on safe operation, usage, cleaning, and warranty details.</p>



[Karaca GrindMaestro Filter Coffee Machine User Manual and Warranty](#)

User manual and warranty certificate for the Karaca GrindMaestro Filter Coffee Machine. Includes safety instructions, operating guide, cleaning, and maintenance tips for optimal coffee brewing.