



[Manuals.plus](#) /

› [Canon](#) /

› Canon PG-275 Black Ink Cartridge User Manual

Canon PG-275

Canon PG-275 Black Ink Cartridge User Manual

Model: PG-275

[Introduction](#)

[Setup](#)

[Operating](#)

[Maintenance](#)

[Troubleshooting](#)

[Specifications](#)

[Warranty](#)

[Support](#)

1. Introduction

This manual provides detailed instructions for the installation, operation, and maintenance of the Canon PG-275 Genuine Black Ink Cartridge. Designed for optimal performance, this ink cartridge ensures consistent, high-quality results for your documents and photos when used with compatible Canon inkjet printers.

The Canon PG-275 Black Ink Cartridge is compatible with the following Canon PIXMA inkjet printers: TS3520, TS3522, TR4720, TR4722, TS3720, and TS3722.

GENUINE
Authentique
GENUINO



Canon



PIXMA

Image: Canon PG-275 Black Ink Cartridge in its retail packaging.

2. Setup and Installation


Follow these steps to properly install your Canon PG-275 Black Ink Cartridge into your compatible Canon PIXMA printer.

Easy Installation in 3 Simple Steps



Step 1

Remove plastic package.



Step 2

Remove orange tape.



Step 3

Install.

Image: Visual guide for installing the ink cartridge in three steps.

- Step 1: Remove Plastic Package.** Carefully open the ink cartridge packaging and remove the cartridge.
- Step 2: Remove Orange Tape.** Locate the orange protective tape on the ink cartridge and gently pull it off. Avoid touching the electrical contacts or the ink nozzles.
- Step 3: Install.** Open your printer's ink cartridge cover. Wait for the print head holder to move to the replacement position. Insert the ink cartridge firmly into its designated slot until it clicks into place. Close the printer cover.

For a visual demonstration of the product, please refer to the video below:

Your browser does not support the video tag.

Video: A brief overview of the Canon PG-275 ink cartridge.

3. Operating Instructions

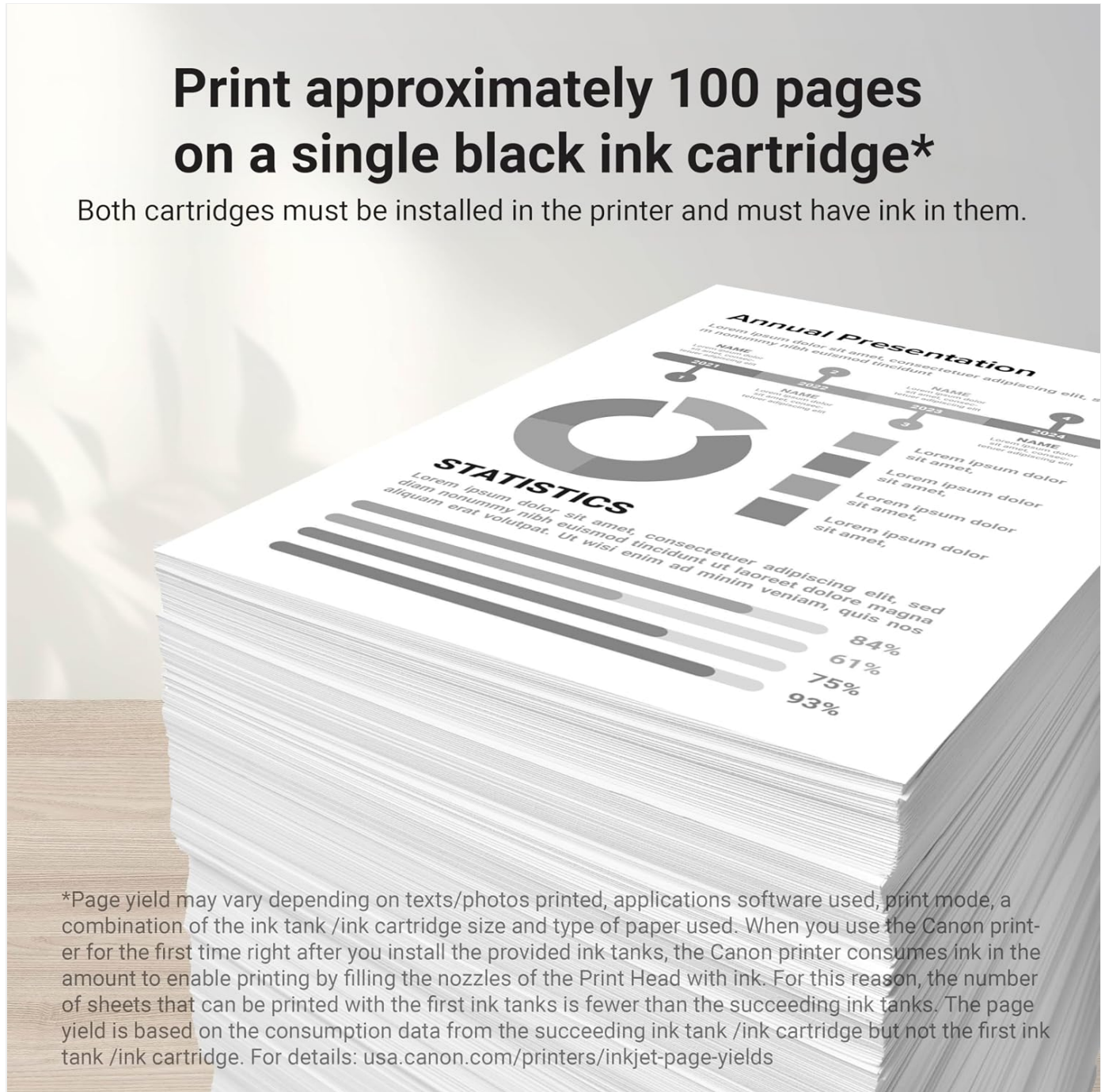
Once installed, the Canon PG-275 Black Ink Cartridge is ready for use. Ensure your printer is connected to your computer or

network and powered on.

- **Printing Documents:** Select your Canon printer from your device's print options. Choose desired settings (e.g., paper type, print quality) and initiate printing.
- **Page Yield:** The PG-275 Black ink cartridge is designed to yield approximately 100 pages. Actual page yield may vary significantly based on content printed, print mode, paper type, and other factors.
- **Compatible Printers:** This cartridge is specifically designed for Canon PIXMA TS3520/3522, TR4720/4722, and TS3720/3722 inkjet printers.

Print approximately 100 pages on a single black ink cartridge*

Both cartridges must be installed in the printer and must have ink in them.



*Page yield may vary depending on texts/photos printed, applications software used, print mode, a combination of the ink tank /ink cartridge size and type of paper used. When you use the Canon printer for the first time right after you install the provided ink tanks, the Canon printer consumes ink in the amount to enable printing by filling the nozzles of the Print Head with ink. For this reason, the number of sheets that can be printed with the first ink tanks is fewer than the succeeding ink tanks. The page yield is based on the consumption data from the succeeding ink tank /ink cartridge but not the first ink tank /ink cartridge. For details: usa.canon.com/printers/inkjet-page-yields

Image: Information regarding the approximate page yield of the black ink cartridge.

Genuine Canon Ink PG-275 works with the following printers:



PIXMA TS3520 Series
PIXMA TR4720
PIXMA TS3720

Image: List of compatible Canon PIXMA printer models for the PG-275 ink cartridge.

4. Maintenance and Care

To ensure the longevity of your printer and the quality of your prints, adhere to the following maintenance guidelines:

- **Use Genuine Canon Ink:** Always use genuine Canon ink cartridges. Non-Canon or refilled cartridges may cause damage to your printer and can void your warranty.
- **Proper Storage:** Store unused ink cartridges in their original sealed packaging in a cool, dry place, away from direct sunlight and extreme temperatures.
- **Regular Printing:** Print at least once a week to prevent ink nozzles from drying out and clogging.
- **Printer Cleaning:** Periodically perform print head cleaning and nozzle check functions through your printer's utility software to maintain print quality.



Warning



Use of non-Canon ink cartridges or refilled ink cartridges can cause damage to your printer and may affect the limited warranty for that product.

Image: Important warning regarding the use of non-Canon or refilled ink cartridges.

Look for Canon Genuine Logo




Image: Illustration of the Canon Genuine Logo to identify authentic ink cartridges.

5. Troubleshooting

If you encounter issues with your Canon PG-275 ink cartridge or printer, consider the following common solutions:

- **Cartridge Not Recognized:**
 - Ensure the cartridge is correctly seated in its slot. Remove and reinsert it firmly until it clicks.
 - Verify that all protective tapes and films have been removed from the cartridge.
 - Restart your printer and computer.
- **Poor Print Quality (Streaks, Faded Prints):**
 - Perform a nozzle check and print head cleaning through your printer's maintenance utility.
 - Ensure the paper type setting in your printer driver matches the paper loaded.
 - Check ink levels. If the cartridge is low, replace it.
- **"Low Ink" or "Empty" Message Immediately After Installation:**
 - This can sometimes occur if the printer's internal counter is not reset. Follow your printer's specific instructions for acknowledging or resetting ink levels.
 - Ensure you are using a new, genuine Canon cartridge.

For more detailed troubleshooting, refer to your specific Canon PIXMA printer's user manual or the Canon support website.

6. Specifications

Model Name	Canon PG-275 AMR
Brand	Canon
Ink Color	Black
Page Yield (Approx.)	100 pages
Compatible Printer Models	Canon PIXMA TS3520, TS3522, TR4720, TR4722, TS3720, TS3722
Item Weight	2.08 ounces
Manufacturer Part Number	4982C001
UPC	013803339369
Cartridge Type	Genuine

7. Warranty Information

The Canon PG-275 Black Ink Cartridge comes with a **1-Year Limited Warranty**. This warranty covers defects in materials and workmanship under normal use. Please retain your proof of purchase for warranty claims.

Using non-genuine Canon ink cartridges or refilling genuine cartridges may void this warranty. For full warranty terms and conditions, please refer to the documentation included with your printer or visit the official Canon website.

8. Support and Contact

For additional assistance, technical support, or to purchase other Canon products, please use the following resources:

- **Official Canon Website:** Visit usa.canon.com for product information, drivers, and support.
- **Canon Store:** Explore other Canon products and accessories at the official Canon store on Amazon: [Canon Store](#).
- **Customer Service:** Refer to your printer's documentation for specific customer service contact numbers.

