

## Rainbow High 574330EUC

# Rainbow High House 3-Story Wood Dollhouse Instruction Manual

Model: 574330EUC | Brand: Rainbow High

## 1. SAFETY INFORMATION

Please read all instructions carefully before assembly and use. This product contains small parts and is recommended for ages 5-12 years. Adult supervision is advised during assembly and initial use.

**Choking Hazard:** Small parts. Not for children under 3 years.

## 2. PRODUCT OVERVIEW

The Rainbow High House is a fully furnished, 3-story wooden dollhouse designed for imaginative play. Measuring 4 feet tall by 3 feet wide, it features 6 rooms and over 50 accessory pieces. Key interactive features include a working elevator, a bubbling hot tub, and a functional shower and sink.



Image: Front view of the assembled Rainbow High 3-Story Wood Dollhouse, showcasing its multiple rooms and vibrant design.

## Key Features:

- **3-Story Design:** Provides ample space for play across multiple levels.
- **6 Fully Furnished Rooms:** Includes a living room, kitchen, bathroom, and bedrooms with essential furniture.
- **Working Elevator:** Manually operated elevator moves dolls between floors.
- **Bubbling Hot Tub:** Fill with water and press a button for bubble effects.



Your browser does not support the video tag.

Video: An official product video demonstrating the features and assembly process of the Rainbow High House. This video provides a visual guide to the dollhouse's functionality and construction.

## 5. OPERATING INSTRUCTIONS

---

### 5.1. Working Elevator

The elevator is manually operated. Gently slide the elevator car up or down the track to transport dolls between the three floors. It is designed to accommodate two dolls.





Image: A view of the Rainbow High Dollhouse showing the working elevator on the left side, ready to transport dolls between floors.

## 5.2. Bubbling Hot Tub

1. Fill the hot tub with clean water.
2. Locate the button on the side of the hot tub.
3. Press the button to activate the bubbling effect.
4. The hot tub is designed to fit up to four fashion dolls.
5. Empty water after use to prevent damage.



Image: A close-up of the bubbling hot tub feature on the top floor of the Rainbow High Dollhouse, showing its design and water capacity.

### 5.3. Functional Shower & Sink

1. Fill the designated water reservoir (if applicable, or directly into the sink/tub).
2. Press the button or lever associated with the shower or sink to activate water spray.
3. Ensure water is emptied after play to maintain product integrity.





Image: A detailed view of the dollhouse bathroom, highlighting the functional shower and sink features.

#### 5.4. Washing Machine

The washing machine features a spinning drum. Place small doll clothes inside, close the door, and press the button to simulate a washing cycle.



Image: A close-up of the laundry room area, featuring the washing machine with a clear door and a clothes rack.

## 6. MAINTENANCE

---

- **Cleaning:** Wipe surfaces with a soft, damp cloth. Avoid abrasive cleaners.
- **Water Features:** Always empty water from the hot tub, shower, and sink after each use to prevent mold, mildew, or damage to the wood components.
- **Storage:** Store the dollhouse in a dry, cool place away from direct sunlight to prevent warping or fading.
- **Accessory Care:** Keep small accessories in a designated storage area to prevent loss.

## 7. TROUBLESHOOTING

---



### 7.1. Elevator Not Moving Smoothly

- Check for any obstructions in the elevator track.
- Ensure the track is clean and free of debris.
- Verify that the elevator car is properly aligned within its guides.

### 7.2. Water Features Not Working

- Ensure the water reservoir is adequately filled.
- Check that the activation buttons/levers are fully pressed.
- Inspect for any blockages in the water flow paths.

### 7.3. Loose Components




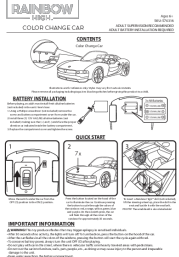


- Periodically check all screws and connections. Tighten gently if necessary.
- Avoid overtightening to prevent damage to the wood.

## 8. SPECIFICATIONS

Feature	Detail
Product Dimensions	47.24 x 35.43 x 47.24 inches
Item Weight	62 pounds
Model Number	574330EUC
Manufacturer Recommended Age	5 - 12 years
Material	Wood (primary construction)
Rooms	6 (Living room, Kitchen, Bathroom, Bedrooms, etc.)
Accessories	50+ pieces

## 9. WARRANTY AND SUPPORT

For warranty information or product support, please refer to the contact details provided on the product packaging or visit the official Rainbow High website. Keep your purchase receipt for any warranty claims.  
**Manufacturer:** MGA Entertainment

	<p><a href="#">Rainbow High Townhouse Assembly Instructions</a></p> <p>Comprehensive assembly instructions for the Rainbow High 3-Story Townhouse Doll House, including safety warnings and wall mounting guidance.</p>
	<p><a href="#">Rainbow High Color &amp; Play House Assembly and Safety Guide</a></p> <p>Comprehensive guide for assembling the Rainbow High Color &amp; Play House, including essential safety warnings, wall mounting instructions, and tips for safe play. Features washable markers for customization.</p>
	<p><a href="#">Rainbow High Salon Playset: Cleaning, Assembly, and Usage Instructions</a></p> <p>Comprehensive guide for the Rainbow High Salon playset, covering cleaning, assembly, contents, and how to use the color foam and glitter gel safely. Includes important warnings and information.</p>
	<p><a href="#">Rainbow High Color Change Car: Setup, Operation, and Safety Guide</a></p> <p>Learn how to install batteries, operate the Rainbow High Color Change Car, and important safety information. Includes quick start guide and FCC compliance details.</p>
	<p><a href="#">Rainbow High Color &amp; Create Fashion DIY Doll Instructions and Care Guide</a></p> <p>Detailed instructions and care guide for the Rainbow High Color &amp; Create Fashion DIY Doll. Learn how to color, wash, and maintain the doll and its accessories with this comprehensive manual from MGA Entertainment.</p>
	<p><a href="#">Rainbow High Hair Chalk Styling Instructions and Safety Guide</a></p> <p>Detailed instructions and safety information for using Rainbow High hair chalks with dolls and children's hair. Includes application steps, styling tips, and cleaning advice.</p>