

YOWU MODEL-Z

YOWU Cat Ear Headphones CE MODEL-Z User Manual

Model: MODEL-Z (CE Black)

1. INTRODUCTION

This manual provides instructions for the YOWU Cat Ear Headphones, Model CE MODEL-Z. These headphones feature Bluetooth 5.2 connectivity, customizable RGB lighting, and an ergonomic design for extended use. Please read this manual thoroughly before using the product to ensure proper operation and maintenance.



Image 1.1: YOWU Cat Ear Headphones CE MODEL-Z. This image displays the black headphones with illuminated blue cat ears and earcups.

2. PACKAGE CONTENTS

Verify that all items are present in the package:

- YOWU Cat Ear Headphones (MODEL-Z)
- User Manual
- Type-C Audio/Charging Cable

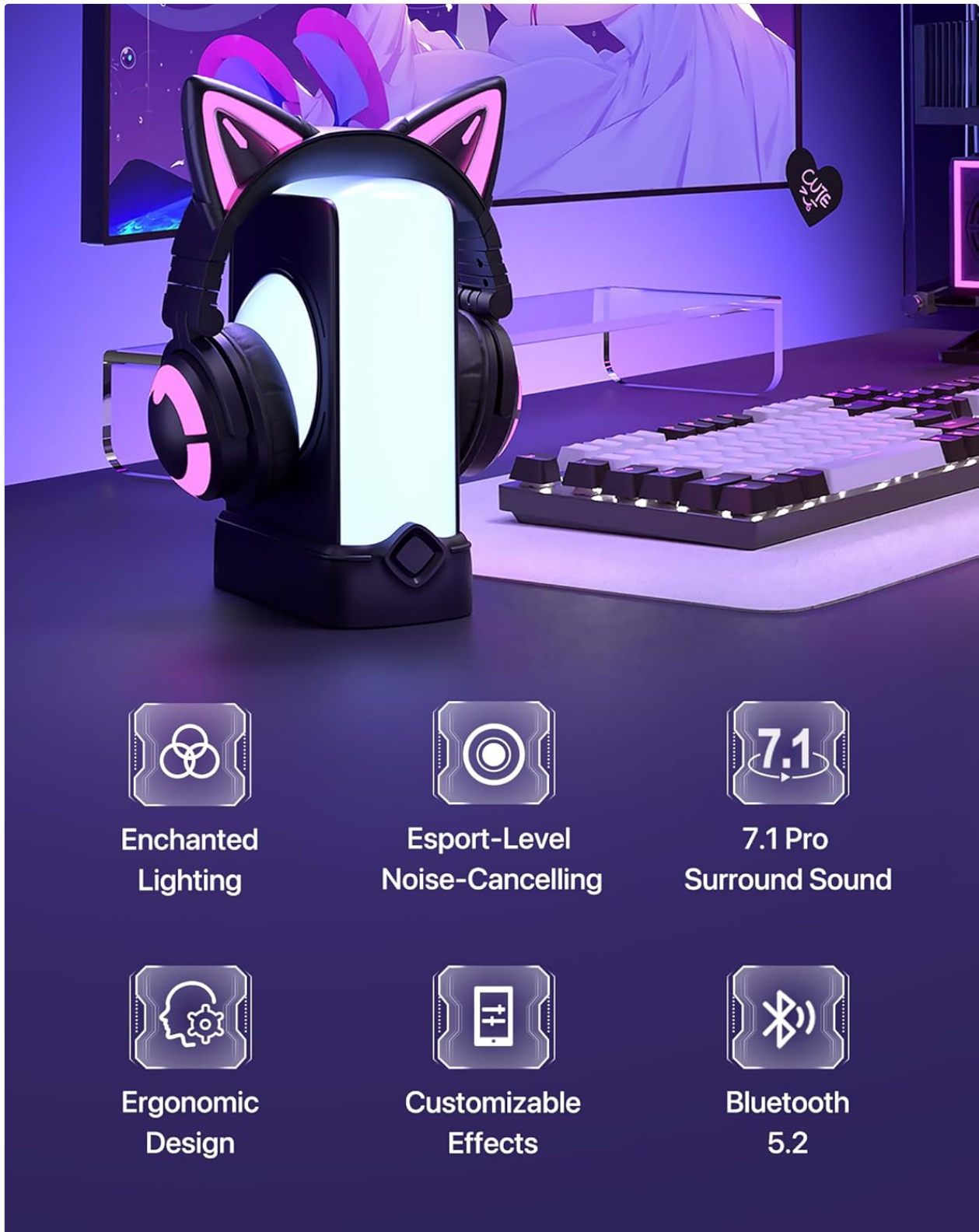


Image 2.1: Package contents. The image shows the headphones, user manual, and Type-C cable neatly arranged in their packaging.

3. PRODUCT FEATURES

- **Bluetooth 5.2 Connectivity:** Provides stable and low-latency wireless connection.
- **7.1 Pro Surround Sound:** Offers an immersive audio experience.

- **Customizable RGB Lighting:** Allows personalization of lighting effects.
- **Ergonomic Design:** Features super-soft protein leather and memory foam for comfort during extended wear.
- **E-sports Grade Noise Canceling:** Designed to block external noise for clear communication.
- **Multi-platform Compatibility:** Supports PC, mobile devices, Switch via Bluetooth, and PS4/PS5 via wired connection.
- **Long Battery Life:** Up to 48 hours of playback without lighting, or 2-10 hours with lighting.

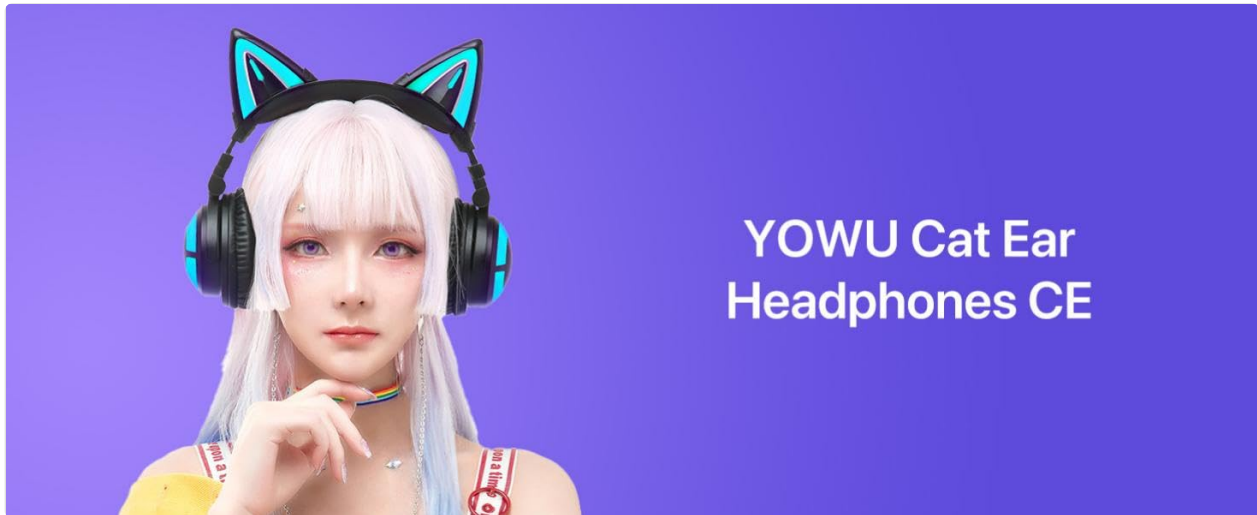


Image 3.1: Key product features. This image highlights the ergonomic design, sound experience, Bluetooth 5.2, RGB modes, built-in microphone, and professional tuning.

4. SETUP

4.1 Charging the Headphones

Before initial use, fully charge the headphones. Use the provided Type-C charging cable and a 5V2A charger. Charging takes approximately 1.6 hours.

- Connect the Type-C cable to the headphone's charging port.
- Connect the other end of the cable to a compatible USB power source (e.g., wall adapter, computer USB port).
- The indicator light will show charging status (refer to LED indicator section for details).

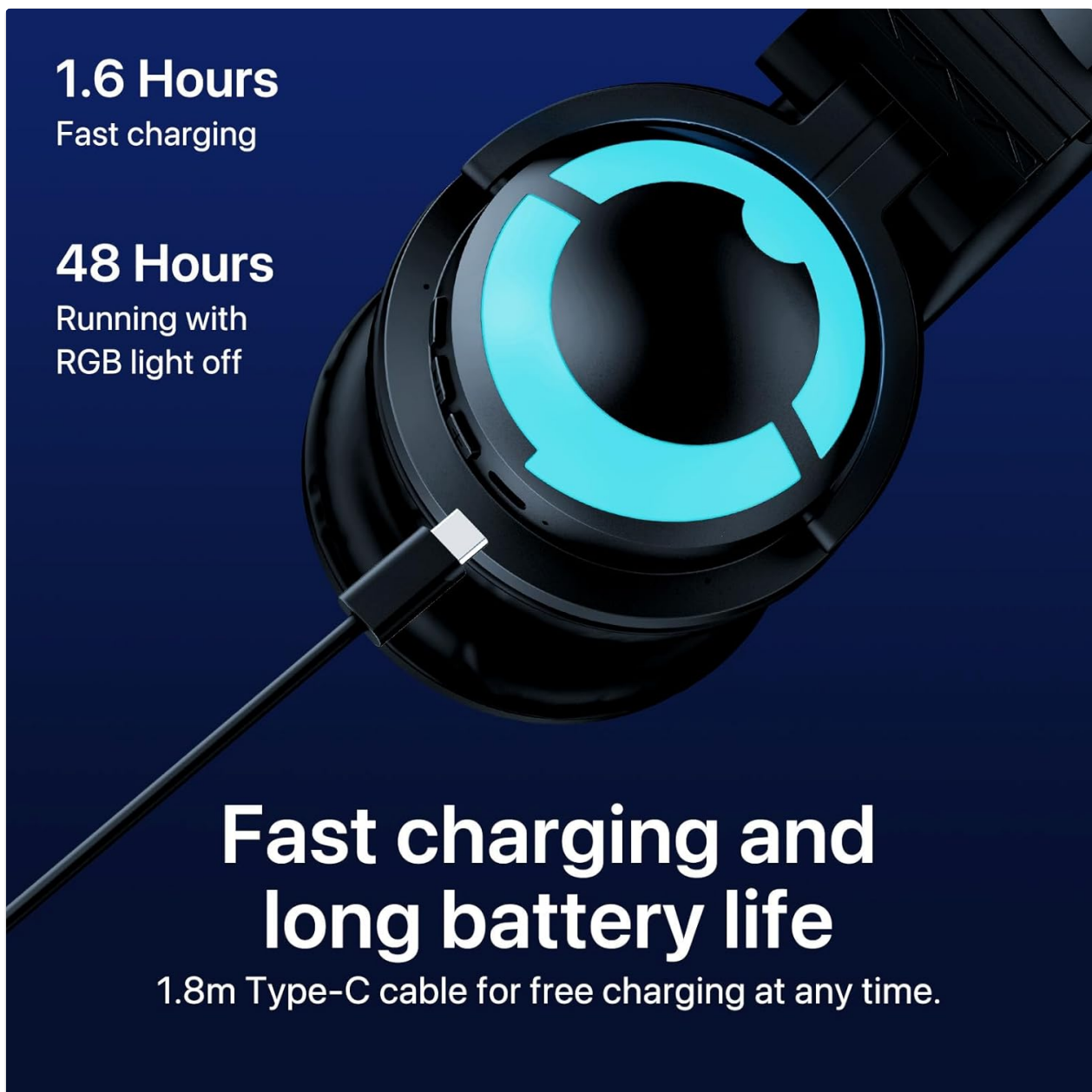


Image 4.1: Charging the headphones. The image shows the Type-C cable connected to the headphone's charging port, with text indicating 1.6 hours for fast charging and 48 hours running with RGB light off.

4.2 Bluetooth Pairing

To connect the headphones wirelessly via Bluetooth 5.2:

1. Ensure the headphones are powered off.
2. Press and hold the power button until the LED indicator flashes, indicating pairing mode.
3. On your device (PC, phone, tablet, Switch), enable Bluetooth and search for available devices.
4. Select "YOWU CE" from the list of devices.
5. Once connected, the LED indicator will change to a steady light.

4.3 Wired Connection

For devices that do not support Bluetooth or for a wired connection (e.g., PS4/PS5), use the provided Type-C audio cable:

- Connect one end of the Type-C cable to the headphone's audio port.
- Connect the other end to the audio output of your device.
- Note: An additional Bluetooth adapter may be required for XBOX connections.

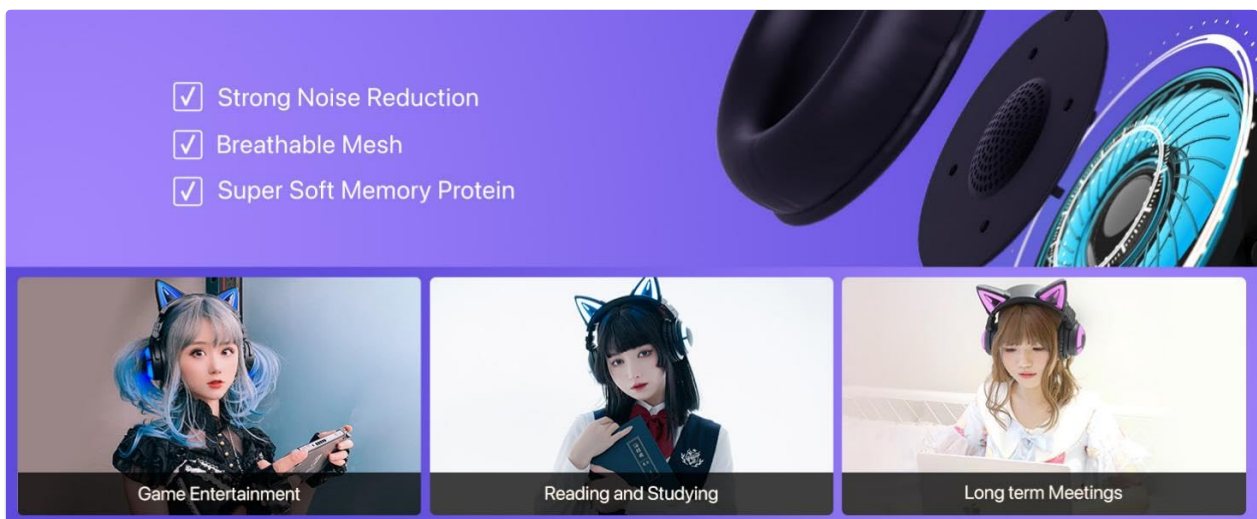


Image 4.2: Wide compatibility. This diagram illustrates the headphones connecting to phones, pads, Switch, laptops, PCs via Bluetooth, and PS4/PS5, phones, PCs via wired connection.

5. OPERATING INSTRUCTIONS

5.1 Power On/Off

- **Power On:** Press and hold the power button for 3 seconds.
- **Power Off:** Press and hold the power button for 5 seconds.

5.2 RGB Lighting Control

The headphones feature customizable RGB lighting effects. Use the dedicated lighting control button or the YOWU mobile application to adjust colors and patterns.

- **Cycle Lighting Modes:** Short press the lighting button to switch between available lighting effects.
- **Customize via App:** Download the YOWU app to access advanced customization options for colors, brightness, and animation speed.

5.3 Audio Controls

The headphones include integrated controls for audio playback:

- **Volume Up/Down:** Use the volume rocker or buttons.
- **Play/Pause:** Single press the multi-function button.
- **Next Track:** Double press the multi-function button.
- **Previous Track:** Triple press the multi-function button.

5.4 Microphone Usage

The built-in microphone provides clear voice communication. Ensure the microphone is positioned correctly for optimal pickup.

- **Mute/Unmute:** Press the microphone mute button.
- The E-sports grade noise canceling feature helps reduce background noise during calls or gaming.

6. MAINTENANCE

To ensure the longevity and optimal performance of your YOWU Cat Ear Headphones, follow these maintenance guidelines:

- **Cleaning:** Use a soft, dry cloth to clean the headphones. Avoid using abrasive cleaners or solvents.
- **Storage:** Store the headphones in a cool, dry place, away from direct sunlight and extreme temperatures. Use the provided protective hard case for travel or long-term storage.
- **Charging:** Always use the original charging cable or a compatible 5V2A charger to prevent damage.
- **Avoid Water:** The headphones are not water-resistant. Avoid exposure to liquids.

7. TROUBLESHOOTING

If you encounter issues with your headphones, refer to the following common solutions:

- **No Power:** Ensure the headphones are fully charged. Connect to a power source and check the charging indicator.
- **Cannot Pair via Bluetooth:**
 - Ensure the headphones are in pairing mode (flashing LED).
 - Turn off and on Bluetooth on your device.
 - Move the headphones closer to your device.
 - If connecting to a PC, some systems may require a dedicated Bluetooth dongle for optimal compatibility.
- **No Sound/Low Volume:**
 - Check the volume levels on both the headphones and your connected device.
 - Ensure the headphones are correctly paired or the wired connection is secure.
 - Test with a different audio source or device.
- **Microphone Not Working:**
 - Ensure the microphone is not muted.
 - Check microphone settings on your connected device.
- **RGB Lights Not Functioning:**
 - Ensure the headphones have sufficient battery charge.
 - Check settings in the YOWU mobile application.

8. SPECIFICATIONS

Feature	Specification
Model Name	MODEL-Z
Connectivity Technology	Wireless (Bluetooth), Wired (USB-C)
Wireless Communication Technology	Bluetooth 5.2
Headphones Jack	USB-C Jack
Noise Control	Active Noise Cancellation
Sensitivity	105 dB
Frequency Range	20 Hz - 20,000 Hz

Feature	Specification
Impedance	32 Ohm
Audio Driver Type	Dynamic Driver
Battery Life	48 Hours (without lighting), 2-10 Hours (with lighting)
Charging Time	1.6 Hours
Item Weight	435 Grams (15.3 ounces)
Ear Placement	Over Ear
Special Feature	Foldable
Water Resistance Level	Not Water Resistant
Included Components	Cable, User Manual



Image 8.1: Product specification comparison. This table compares features like Bluetooth version, app features, driver unit,

microphone, charging time, battery life, and connection method between 3G and CE models.






9. WARRANTY AND SUPPORT


YOWU provides a 1-year warranty for the Cat Ear Headphones. For technical support, warranty claims, or any product-related inquiries, please contact YOWU customer support.

- **Warranty Period:** 1 year from the date of purchase.
- **Customer Support:** Refer to the YOWU official website or product packaging for contact information.

© 2025 YOWU. All rights reserved.

Related Documents - MODEL-Z

	<p>YOWU Cat Ear Headphone 4 Model Confirmation Letter</p> <p>Model confirmation letter for YOWU Cat Ear Headphone 4, detailing its FCC ID and confirming identical electrical components across variations.</p>
	<p>YOWU SELKIRK 4 Cat Ear Headphone User Manual</p> <p>Instructions and specifications for the YOWU SELKIRK 4 Cat Ear Headphone, including Bluetooth pairing, light controls, charging, and app integration.</p>
	<p>YOWU Sphynx TWS Earphone User Manual</p> <p>Instruction manual for the YOWU Sphynx TWS Earphones, detailing features, operation, charging, and customization.</p>
	<p>YOWU SELKIRK 4 Cat Ear Headphone User Manual</p> <p>Instructions and specifications for the YOWU SELKIRK 4 Cat Ear Headphone, including Bluetooth pairing, light controls, charging, and app integration.</p>
	<p>EPOS Audio and Video Solutions: Product Guide and Cheat Sheet</p> <p>Discover the comprehensive range of EPOS professional audio and video solutions, including wireless and wired headsets, speakerphones, and DECT devices. This guide details product features, connectivity, specifications, and certifications for optimal business communication.</p>



[QCY Era 5 Retro Over-Ear Wireless Headphones User Manual and Specifications](#)

Comprehensive user manual and specifications for the QCY Era 5 Retro Over-Ear Wireless Headphones, covering setup, features, troubleshooting, warranty, and safety information.


Documents - YOWU – MODEL-Z



[YOWU Cat Ear Headphone 4 Model Confirmation Letter](#)

Model confirmation letter for YOWU Cat Ear Headphone 4, detailing its FCC ID and confirming identical electrical components across variations.

lang: score:21 filesize: 96.39 K page_count: 1 document date: 2022-07-25




[\[pdf\] Test Report](#)

EMC COMPLIANCE TEST REPORT Simon Test Report YOWU ELECTRONIC LTD SELKIRK4 Cat Ear Headphone4 2AZNX 2AZNXSELKIRK4 selkirk4

Page 1 of94 TEST REPORT Product Name Brand Mark Model No. Extension Model FCC ID Report Number Date of Sample Receipt Date of Test Date of Issue Test Standard Test Result : YOWU Cat Ear Headphone 4 : YOWU : SELKIRK-4 : Model-Z : 2AZNX-SELKIRK4 : BLA-EMC-202206-A3502 : 2022/6/9 : 2022/6/9 to 2022/...

lang:en score:17 filesize: 4.69 M page_count: 94 document date: 2022-07-20




[\[pdf\] Test Report](#)

EMC COMPLIANCE TEST REPORT Simon DTS REP YOWU ELECTRONIC LTD MODELZ BLUETOOTH HEADPHONE 2AZNX 2AZNXMODELZ modelz

Page 1 of57 TEST REPORT Product Name Brand Mark Model No. Extension Model Report Number Date of Sample Receipt Date of Test Date of Issue FCC ID Test Standard Test Result : BLUETOOTH HEADPHONE : YOWU : MODEL Z : MODEL Z FOX, 3G, 3S : BLA-EMC-202104-A1701 : 2021/4/13 : 2021/4/13 to 2021/4/27 : 202...

lang:en score:17 filesize: 4.94 M page_count: 57 document date: 2021-05-22



[\[pdf\]](#) Test Report

EMC COMPLIANCE TEST REPORT Simon DSS REP P1 YOWU ELECTRONIC LTD MODELZ

BLUETOOTH HEADPHONE 2AZNX 2AZNXMODELZ modelz

Page 1 of 83 TEST REPORT Product Name Brand Mark Model No. Extension Model

Report Number Date of Sample Receipt Date of Test Date of Issue FCC ID Test

Standard Test Result : BLUETOOTH HEADPHONE : YOWU : MODELZ : MODEL Z

FOX, 3G, 3S : BLA-EMC-202104-A1702 : 2021/4/13 : 2021/4/13 to 2021/4/27 :

2021...

lang:en score:16 filesize: 4.37 M page_count: 45 document date: 2021-05-28



[\[pdf\]](#) User Manual Owner's Manual

INSTRUKCJA OBSŁUGI OWNER S MANUAL BEDIENUNGSANLEITUNG kaisai pro manual net sk files

page 225 |||

INSTRUKCJA OBSŁUGI PL KLIMATYZATOR CIENNY TYPU SPLIT OWNER S
MANUAL EN SPLIT TYPE ROOM AIR CONDITIONER BEDIENUNGSANLEITUNG
DE INSTRUKCJA OBSŁUGI KLIMATYZATOR CIENNY TYPU SPLIT 05 PL 5 PILOT
ZDALNEGO STEROWANIA 24 ZESTAW SMART AC 39 OWNER S MANUAL SPLIT
TYPE ROOM AIR CONDITIONER 51 AIR CONDI...

lang:pl score:15 filesize: 6.78 M page_count: 198 document date: 2021-05-11



[\[pdf\]](#) User Manual Owner's Manual

Owner s manual KAISAI GEO wall mounted air conditioners KGE kaisaivarmepumper kaisai geo net files

page 64 |||

INSTRUKCJA OBSŁUGI PL KLIMATYZATOR CIENNY TYPU SPLIT OWNER S
MANUAL EN SPLIT TYPE ROOM AIR CONDITIONER BEDIENUNGSANLEITUNG
DE INSTRUKCJA OBSŁUGI KLIMATYZATOR CIENNY TYPU SPLIT 05 PL 5 PILOT
ZDALNEGO STEROWANIA 24 ZESTAW SMART AC 39 OWNER S MANUAL SPLIT
TYPE ROOM AIR CONDITIONER 51 AIR CONDI...

lang:pl score:11 filesize: 6.55 M page_count: 198 document date: 2021-05-11



[\[pdf\]](#) User Manual Owner's Manual

Owner s manualNástenné klimatizácie KAISAI GEO KGE Kaisaikaisai geo manual netkaisai sk files page 64 kaisai net |||

INSTRUKCJA OBSŁUGI PL KLIMATYZATOR CIENNY TYPU SPLIT OWNER S MANUAL EN SPLIT TYPE ROOM AIR CONDITIONER BEDIENUNGSANLEITUNG DE INSTRUKCJA OBSŁUGI KLIMATYZATOR CIENNY TYPU SPLIT 05 PL 5 PILOT ZDALNEGO STEROWANIA 24 ZESTAW SMART AC 39 OWNER S MANUAL SPLIT TYPE ROOM AIR CONDITIONER 51 AIR CONDI...

lang:pl **score:11** filesize: 6.55 M page_count: 198 document date: 2021-05-11



[\[pdf\]](#) Product Photos

xb21cn External photo YOWU ELECTRONIC LTD MODELZ BLUETOOTH HEADPHONE 2AZNX 2AZNXMODELZ modelz

Model NO.: MODEL Z ...

lang:pl **score:10** filesize: 1.57 M page_count: 9 document date: 2021-04-30




[\[pdf\]](#) Product Photos Teardown

xb21cn Internal photo YOWU ELECTRONIC LTD MODELZ BLUETOOTH HEADPHONE 2AZNX 2AZNXMODELZ modelz

Model NO.: MODEL Z ...

lang:pl **score:10** filesize: 1.12 M page_count: 5 document date: 2021-04-30

Model NO.: MODEL Z



[\[pdf\]](#) Product Photos

xb21cn setup photo YOWU ELECTRONIC LTD MODELZ BLUETOOTH HEADPHONE 2AZNX

2AZNXMODELZ modelz

Model NO.: MODEL Z Conducted Emissions at AC Power Line 150kHz-30MHz

Radiated Spurious Emissions ...

lang:pl **score:10** filesize: 444.28 K page_count: 2 document date: 2021-05-22