

BLUEAIR F5200

BLUEAIR DustMagnet 5200 Series ComboFilter Instruction Manual

Genuine Replacement Filter for DustMagnet 5240i and 5210i Home Air Purifiers

1. INTRODUCTION

The BLUEAIR DustMagnet 5200 Series ComboFilter is a genuine replacement filter designed for optimal performance with BLUEAIR DustMagnet 5240i and 5210i air purifier models. This ComboFilter ensures efficient removal of airborne particles and odors, contributing to cleaner indoor air quality.

This manual provides essential information for the proper installation, operation, and maintenance of your ComboFilter to ensure its longevity and effectiveness.

DustMagnet™ 5200 ComboFilter

Compatible with DustMagnet 5210i & 5240i air purifiers
One set of replacement filters (2 pieces)




Image: BLUEAIR DustMagnet 5200 ComboFilter packaging, highlighting its compatibility and genuine status.

2. KEY FEATURES


- **Compatibility:** Specifically designed for BLUEAIR DustMagnet 5240i and 5210i air purifiers.
- **Optimal Performance:** Genuine BLUEAIR filters are engineered for optimal airflow and sustained

performance, offering faster and quieter cleaning compared to traditional HEPA filtration when combined with electrostatic technology.

- **Dust Capture:** Utilizes a dual air intake and vortex airflow pattern to cluster airborne dust particles, which then stick to charged stainless steel pre-filters.
- **Accurate Lifespan Tracking:** An integrated algorithm monitors pollutant levels and calculates filter life, alerting users when replacement is needed (maximum 1-year life).
- **Odor and Particle Removal:** ComboFilters include a particle filter for fine particles (dust, pollen, mold, pet dander, viruses, bacteria) and activated carbon to trap VOCs, chemicals, and light household odors.



Image: The BLUEAIR DustMagnet 5200 Series ComboFilter shown alongside compatible air purifiers, highlighting its design and fit.



Genuine performance, superior quality

Unlike generic look-a-likes, genuine Blueair replacement filters are specifically designed to maintain superior performance over time and ensure your warranty remains intact.

Image: Close-up of the filter material, emphasizing genuine performance and superior quality.

Protection against allergens, germs, & odors

Particle filter media removes pollutants such as pollen, mold spores, pet dander, viruses and bacteria, fine smoke particles, and more from your indoor air. While activated carbon integrated throughout the filter effectively traps household odors, gases, volatile organic compounds (VOC), chemicals, odors, exhaust, and more. Blueair filters are not tested against SARS-CoV-2 (COVID-19).



Image: Diagram illustrating the types of pollutants efficiently removed by the ComboFilter, including dust, pollen, mold, pet dander, viruses, bacteria, smoke, and various odors.

3. SETUP AND INSTALLATION

The DustMagnet 5200 Series ComboFilter is designed for easy replacement. Follow these steps to install your new filter:

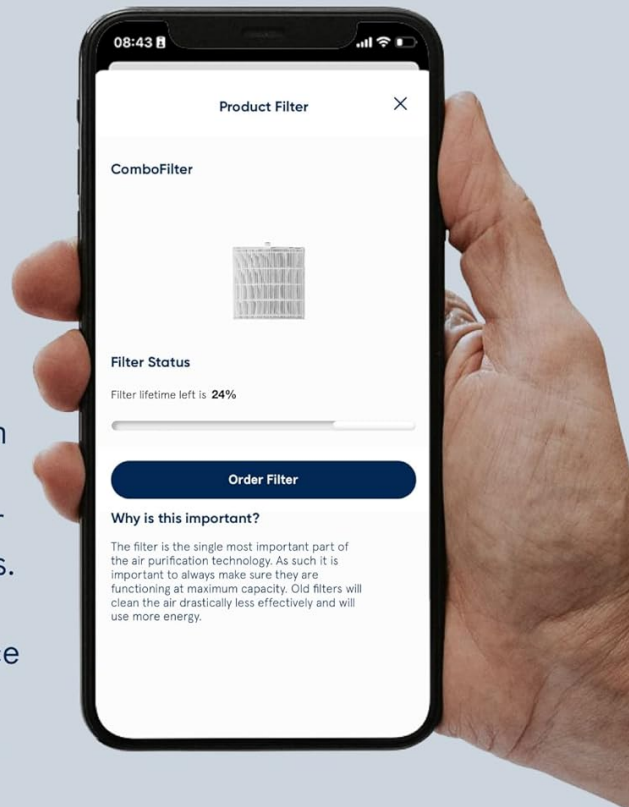
1. **Power Off:** Ensure your BLUEAIR DustMagnet air purifier is turned off and unplugged from the power outlet before beginning the filter replacement process.
2. **Access Filter Compartment:** Locate the filter access panels on your DustMagnet air purifier. These are typically found on the sides or back of the unit.
3. **Remove Old Filters:** Carefully open the filter compartment and remove the used ComboFilters. Dispose of the old filters according to local regulations.
4. **Insert New Filters:** Unpack your new BLUEAIR DustMagnet 5200 Series ComboFilters. Insert the new filters into the designated slots, ensuring they are correctly oriented and seated firmly. The ComboFilters are designed with one filter at the top and one at the bottom.
5. **Close Compartment:** Securely close the filter access panels.
6. **Power On:** Plug the air purifier back into the power outlet and turn it on. The unit and/or app will

automatically reset the filter replacement reminder.



ComboFilter

- ✓ An algorithm within unit monitors and tracks pollutant levels based on real-time air quality conditions to accurately calculate remaining filter life and alert on replacement needs.
- ✓ Unit automatically resets the replace filter reminder when new filter is installed. Maximum 1-year filter life.



Accurate filter lifespan & replacement tracking

Image: Visual representation of replacing a used filter with a fresh BLUEAIR DustMagnet ComboFilter, illustrating the 'Replace your filter, Refresh your air' concept.

4. OPERATING THE AIR PURIFIER (WITH COMBOFILTER)

Once the ComboFilter is installed, your DustMagnet air purifier is ready to operate. The air purifier features various modes and controls to optimize air cleaning:

- **Fan Speed Settings:** Adjust the fan speed manually to control the rate of air purification. Higher speeds provide faster cleaning but may produce more noise.
- **Auto Mode:** In Auto Mode, the air purifier uses its integrated sensors to monitor air quality and automatically adjusts the fan speed to maintain optimal air conditions.
- **Night Mode:** This mode typically operates the fan at a lower, quieter speed and dims or turns off indicator lights for undisturbed sleep.

- **App Control:** Connect your DustMagnet air purifier to the BLUEAIR app for remote control, scheduling, and real-time air quality monitoring.

Video: An overview of the DustMagnet 5210i & 5410i air purifiers, demonstrating their design and features relevant to operation.

App-enabled smart features

Pair with the Blueair app for Clean Air ETA, counts down to clean air after a spike in pollution levels, and Welcome Home, turns the unit on/off based on your proximity to home.



Image: Screenshot of the BLUEAIR app interface, showing controls and air quality data for the air purifier.

5. MAINTENANCE

Regular maintenance of your ComboFilter ensures continued high performance of your air purifier.

- **Filter Lifespan:** The ComboFilter has a maximum lifespan of one year, depending on room conditions and usage. The air purifier and/or app will alert you when it's time for replacement.
- **Pre-Filter Cleaning:** The charged stainless steel pre-filters can be cleaned periodically to remove accumulated dust and hair. Refer to your air purifier's main instruction manual for specific cleaning instructions for the pre-filters.
- **Filter Replacement:** Replace the ComboFilter when indicated by the air purifier or app. Using genuine BLUEAIR replacement filters is crucial for maintaining optimal performance and warranty validity.

Maximum 1-year filter life

Designed to last for a maximum of one year depending on room conditions. When it's time to replace, the Blueair app sends an alert for re-order at the touch of a button.



Image: Illustration of the air purifier with filter compartments open, emphasizing the maximum 1-year filter life and ease of replacement.

6. SPECIFICATIONS

Attribute	Value
Product Dimensions	3 x 8 x 7 inches (8"L x 7"W x 3"Th)
Item Weight	12.4 ounces
Manufacturer	Blueair
Item Model Number	F5200
Material	Stainless Steel
Compatible Devices	Air Purifier (DustMagnet 5240i, 5210i)
UPC	689122016542
Number of Items	1


7. WARRANTY AND SUPPORT






Warranty: This product comes with a warranty of 60 days after purchase. Please retain your proof of purchase for any warranty claims.

Support: For further assistance, troubleshooting, or to purchase additional genuine replacement filters, please visit the official BLUEAIR website or contact their customer support.

© 2023 BLUEAIR. All rights reserved.

Related Documents - F5200

	<p>Blueair DustMagnet™ User Manual: Setup, Operation, and Maintenance</p> <p>Comprehensive user manual for the Blueair DustMagnet™ air purifier. Learn about setup, operation, maintenance, safety precautions, and technical specifications for optimal air quality. Includes model numbers 5210i, 5240i, 5410i, 5440i.</p>
---	--

	<p>Blueair DustMagnet™ Air Purifier User Manual</p> <p>Comprehensive user manual for the Blueair DustMagnet™ air purifier, covering setup, operation, maintenance, safety, and specifications for models 5210i, 5240i, 5410i, and 5440i. Learn how to optimize performance, clean filters, and connect to the Blueair app.</p>
	<p>Blueair DustMagnet™ Air Purifier User Manual</p> <p>User manual for the Blueair DustMagnet™ air purifiers (models 5210i, 5240i, 5410i, 5415i, 5440i). Includes safety instructions, setup guide, controls, filter maintenance, care, and specifications.</p>
	<p>Blueair DustMagnet™ Air Purifier User Manual</p> <p>This user manual provides comprehensive instructions for the Blueair DustMagnet™ air purifier, covering setup, operation, maintenance, safety guidelines, and specifications for models 5210i, 5240i, 5410i, and 5440i.</p>
	<p>Blueair DustMagnet™ Air Purifier User Manual</p> <p>Comprehensive user manual for the Blueair DustMagnet™ air purifier, covering setup, operation, maintenance, safety, and specifications. Learn how to optimize performance and care for your device.</p>
	<p>Blueair DustMagnet™ Air Purifier User Manual</p> <p>Comprehensive user manual for the Blueair DustMagnet™ air purifier, covering setup, operation, maintenance, safety, and specifications. Learn how to use and care for your device.</p>