

## Speedlink SL-650110-BK

# Speedlink RAIT Wireless Gamepad Instruction Manual

Model: SL-650110-BK

## INTRODUCTION

The Speedlink RAIT Wireless Gamepad is designed for versatile gaming across multiple platforms, including PC, PlayStation 3 (PS3), and Nintendo Switch. This manual provides comprehensive instructions for setting up, operating, maintaining, and troubleshooting your gamepad to ensure optimal performance and longevity.

Key features of the RAIT Gamepad include a rubberised surface for enhanced grip, 10 buttons, 2 triggers, mode switches, a digital control pad, and two analogue sticks. It supports both DirectInput and XInput compatibility, offers a vibration function for immersive feedback, and an auto-fire function with LED indication. The gamepad connects wirelessly via a 2.4 GHz USB-A receiver, providing a range of up to 10 metres, and is powered by an integrated 600mAh lithium-ion battery.



Image: The Speedlink RAIT Wireless Gamepad shown alongside its dedicated USB wireless receiver.

## SAFETY INSTRUCTIONS

Please read and adhere to the following safety instructions to prevent damage, malfunction, or injury.

## Important Safety Instructions

- **Caution:** Failure to observe these instructions can cause product damage, explosion, fire, and/or electric shocks.
- Only use this device as indicated in the user guide. Do not open or repair it.
- Do not expose the device to liquids, heat, or cold.
- Do not use this device in a damp environment.
- Clean the device with a dry cloth.
- Keep the device and all loose parts away from children, pets, and unauthorized persons.
- Only use the device with the appropriate provided accessories.
- Disconnect the charging cable from the device if it will not be used for a long time. When disconnecting the cable, do not pull on the cord but on the plug.
- Do not use the cables in any other way than mentioned in the user guide; do not bend, cut, extend, knot, or step on them.
- Do not insert any foreign objects into the openings of the device.
- If the device is damaged in any way or gets too hot, stop using it immediately.
- Take caution when using the device if you have a pacemaker or are dependent on other sensitive electronic aids, as the device emits radio signals.

## Warning Symbols and Markings

Extended use of input devices may cause health problems such as discomfort or pain; as such, take regular breaks and consult a doctor if problems persist.

The operation of the device may be affected by strong static, electrical or high-frequency fields (radio installations, mobile telephones, microwaves, electrostatic discharges). If this occurs, try increasing the distance from the devices causing the interference.

Conformity notice in further languages: [www.speedlink.com](http://www.speedlink.com)

## PACKAGE CONTENTS

---

The Speedlink RAIT Wireless Gamepad package includes the following items:

- Speedlink RAIT Wireless Gamepad (Model: SL-650110-BK)
- USB-A Wireless Receiver
- Charging Cable (USB)
- Instruction Manual (this document)

## SAFETY INSTRUCTIONS

**IMPORTANT SAFETY INSTRUCTIONS**  
Please note that the failure to observe these instructions can cause product damage, explosion, fire and/or electric shocks!

- Only use this device as indicated in the user guide. Do not open or repair it.
- Do not expose the device to liquids, heat or cold.
- Do not use the device in a damp environment. Clean the device with a dry cloth.
- Keep the device and all loose parts away from children, pets and unauthorized persons.
- Only use the cables with the appropriate provided accessories/cables.
- Disconnect the charging cable from the device if it will not be used for a long time. When disconnecting the cable, don't pull on the cord but on the plug.
- Don't use the cables in any way other than mentioned in the user guide; don't bend, cut, extend, knot or step on them.
- Do not insert any foreign objects into the openings of the device.
- If the device is damaged in any way or gets too hot, stop using it immediately.
- Take caution when using the device if you have a pacemaker or are dependent on other sensitive electronic life aids, as the device emits radio signals.

Safety instructions in further languages: [www.speedlink.com](http://www.speedlink.com).

## WICHTIGE SICHERHEITSHINWEISE

Die Nichtbeachtung dieser Hinweise kann zu Schäden am Produkt, Explosionen, Feuer oder elektrischen Schocks führen!

- Produkt nur entsprechend der Gebrauchsanleitung verwenden. Nicht öffnen oder reparieren.
- Produkt keinen Flüssigkeiten, Hitze oder Kälte aussetzen.
- Produkt nicht in einer feuchten Umgebung nutzen. Mit einem trockenen Tuch reinigen.
- Produkt und alle losen Teile von Kindern, Haustieren und unbefugten Personen fernhalten.
- Produkte nur mit dem mitgelieferten Zubehör nutzen/aufladen.
- Ladekabel vom Produkt abziehen, wenn das Produkt längere Zeit nicht verwendet wird. Beim Abziehen nicht am Kabel, sondern am Stecker ziehen.
- Kabel nur gemäß Gebrauchsanleitung verwenden; nicht knicken, verlängern oder verknoten; nicht einschneiden oder darauf treten.
- Keine fremden Objekte in die Öffnungen des Produktes einführen.
- Bei Beschädigung oder Überhitzung des Produktes sofort die Benutzung abbrechen.
- Vorsicht bei Abhängigkeit von Herzschrittmachern oder anderen empfindlichen elektronischen Lebenshilfen, da das Produkt Funksignale aussendet.

Sicherheitshinweise in weiteren Sprachen: [www.speedlink.com](http://www.speedlink.com).

## WARNING SYMBOLS AND MARKINGS

Extended use of input devices may cause health problems such as discomfort or pain; as such, take regular breaks and consult a doctor if problems persist. Bei extrem langer Benutzung von Eingabegeräten kann es zu gesundheitlichen Beschwerden wie Unbehagen oder Schmerzen kommen. Legen Sie regelmäßig Pausen ein und holen Sie bei wiederkehrenden Problemen ärztlichen Rat ein.



**CONFORMITY NOTICE**  
Operation of the device (the devices) may be affected by strong static, electrical or high-frequency fields (radio installations, mobile telephones, microwaves, electrostatic discharges). If this occurs, try increasing the distance from the devices causing the interference. Conformity notice in further languages: [www.speedlink.com](http://www.speedlink.com).

**KONFORMITÄTSHINWEIS**  
Unter Einwirkung von starken statischen, elektrischen oder hochfrequenten Feldern (Funkanlagen, Mobiltelefonen, Mikrowellen, elektrostatische Entladungen) kann es zu Funktionsbeeinträchtigungen des Gerätes (der Geräte) kommen. Versuchen Sie in diesem Fall, die Distanz zu den störenden Geräten zu vergrößern.  
Konformitätshinweis in weiteren Sprachen: [www.speedlink.com](http://www.speedlink.com).

## CONFORMITY NOTICE KONFORMITÄTSHINWEIS

**IMPORTER/MANUFACTURER / IMPORTEUR/HERSTELLER:**  
Zeitracht Medien GmbH  
Im Dorf 5  
27404 Heeslingen  
Deutschland

Phone / Telefon: (+49) 4287 9244-0

**PRODUCT DETAILS / ANGABEN ZUM PRODUKT:**

Product no. / Produktnr.: SL-650110-BK  
Type description / Typbeschreibung: RAIT Gamepad - Wireless - for PC/PS3/ Switch, rubber-black

**THE PRODUCT COMPLIES WITH THE FOLLOWING DIRECTIVES / DAS PRODUKT ENTSPRICHT DEN FOLGENDEN RICHTLINIEN:**

RED 2014/53/EU  
RoHS 2011/65/EU

For a full declaration of conformity, the latest user guide, FAQ or further information, please visit [www.speedlink.com](http://www.speedlink.com).

Eine vollständige Konformitätserklärung, das aktuelle Benutzerhandbuch, häufig gestellte Fragen und weitere Informationen finden Sie unter [www.speedlink.com](http://www.speedlink.com).

RF frequency range: 2402MHz - 2480MHz  
RF power transmission: < 0dBm



All rights reserved. Speedlink, the Speedlink word mark and the Speedlink swoosh are registered trademarks of Kobil Belegungs-gesellschaft mbH & Co. KG. PC is a registered trademark of Sony Computer Entertainment Inc. Windows and DirectX are registered trademarks of Microsoft Corporation in the United States and other countries. Nintendo and Nintendo Switch are registered trademarks of Nintendo Inc. The PlayStation logo is a registered trademark of Sony Inc. The Xbox logo is a registered trademark of Microsoft Corporation. All trademarks are the property of their respective owner. Technical specifications are subject to change. Information contained herein is subject to change without prior notice. Zeitracht Medien GmbH shall not be made liable for any errors that may appear. Please keep this information for later reference.

Image: The retail packaging of the Speedlink RAIT Wireless Gamepad, showing the gamepad and receiver.

## SETUP

Follow these steps to set up your Speedlink RAIT Wireless Gamepad:

1. **Charging the Gamepad:** Before first use, fully charge the gamepad. Connect the provided USB charging cable to the gamepad's charging port (located on the top edge) and the other end to a USB power source (e.g., computer USB port, USB wall adapter). The integrated 600mAh lithium-ion battery requires approximately 2 hours for a full charge, providing up to 8 hours of gaming time.
2. **Connecting the USB-A Wireless Receiver:**
  - **For PC/PS3:** Insert the USB-A wireless receiver into an available USB port on your PC or PlayStation 3 console. The system should automatically detect and install the necessary drivers.
  - **For Nintendo Switch:** Insert the USB-A wireless receiver into an available USB port on the Nintendo Switch dock. Ensure your Switch is in TV mode or connected to the dock.
3. **Powering On the Gamepad:** Press and hold the central "Speedlink" logo button (MODE button) on the gamepad until the LED indicator lights up, indicating the gamepad is powered on and attempting to connect to the receiver.
4. **Pairing:** The gamepad should automatically pair with the USB receiver. Once connected, the LED indicator on the gamepad will stabilize.
5. **Software Configuration (PC only):** For advanced configuration and customization on PC, you may download specific software from the official Speedlink website. This software allows for fine-tuning of controls and other settings.



Image: Front view of the gamepad, highlighting the USB-C charging port located between the shoulder buttons.



Image: Close-up of the Speedlink USB-A wireless receiver.

## OPERATING INSTRUCTIONS

---

Understanding the functions of your Speedlink RAIT Wireless Gamepad:

### Gamepad Layout and Controls

The gamepad features a standard layout for intuitive control:

- **Analogue Sticks:** Two high-precision analogue sticks for 360-degree movement and camera control.
- **Digital Control Pad (D-Pad):** For precise directional input, often used in fighting games or menu navigation.
- **Action Buttons (A, B, X, Y):** Standard action buttons for in-game commands.
- **Shoulder Buttons (L1, R1) and Triggers (L2, R2):** Located on the top edge of the gamepad for quick access to various actions.
- **BACK/SELECT and START Buttons:** For in-game menu navigation and specific game functions.
- **MODE Button (Speedlink Logo):** Powers the gamepad on/off and switches between different operating modes (PC, PS3, Switch).
- **RAPID Button:** Activates the auto-fire function. An LED indicator will light up when auto-fire is active.



Image: Top view of the gamepad, showing the buttons, D-pad, and analogue sticks.



Image: Angled view of the gamepad, highlighting the ergonomic design and button placement.

## Vibration Function

The gamepad features a vibration function that provides tactile feedback during gameplay, enhancing immersion. This function is automatically enabled when supported by the game and platform.

## Auto-Fire Function

To activate the auto-fire function for a specific button, press and hold the desired action button, then press the **RAPID** button. The LED next to the RAPID button will illuminate to indicate that auto-fire is active for that button. Repeat the process to deactivate auto-fire.

## Platform Compatibility (DirectInput / XInput)

The RAIT Gamepad supports both DirectInput and XInput modes, ensuring broad compatibility with PC games. The gamepad automatically switches to the appropriate mode based on the connected system or game requirements. For PC, ensure your game supports one of these input methods.

## MAINTENANCE

---

Proper maintenance will extend the life of your Speedlink RAIT Wireless Gamepad:

- **Cleaning:** Use a soft, dry cloth to clean the surface of the gamepad. Do not use liquid cleaners, solvents, or abrasive materials.
- **Storage:** When not in use for extended periods, store the gamepad in a cool, dry place away from direct sunlight and extreme temperatures.
- **Battery Care:** To preserve battery life, avoid fully discharging the gamepad frequently. Charge it regularly, especially if it has been stored for a long time. Disconnect the charging cable once the gamepad is fully charged or if it will not be used for an extended period.
- **Cable Handling:** Always grasp the plug, not the cable, when disconnecting the charging cable. Avoid bending, twisting, or placing heavy objects on the cable.

## TROUBLESHOOTING

If you encounter issues with your Speedlink RAIT Wireless Gamepad, refer to the following common problems and solutions:

Problem	Possible Cause / Solution
Gamepad does not power on.	<ul style="list-style-type: none"> <li>• Battery is depleted. Charge the gamepad for at least 2 hours.</li> <li>• Ensure the MODE button is pressed and held until the LED lights up.</li> </ul>
Gamepad does not connect to the receiver.	<ul style="list-style-type: none"> <li>• Ensure the USB receiver is fully inserted into a working USB port.</li> <li>• Move the gamepad closer to the receiver (within 10 meters).</li> <li>• Check for strong static, electrical, or high-frequency fields nearby that might cause interference. Move away from such devices.</li> <li>• Try a different USB port.</li> <li>• Restart the console/PC and the gamepad.</li> </ul>
Buttons or sticks are unresponsive.	<ul style="list-style-type: none"> <li>• Ensure the gamepad is properly connected and powered on.</li> <li>• Check if the game supports the gamepad's input method (DirectInput/XInput).</li> <li>• Restart the gamepad and the game/system.</li> <li>• If on PC, ensure drivers are correctly installed. Consider reinstalling PC software if applicable.</li> </ul>
Vibration function is not working.	<ul style="list-style-type: none"> <li>• Verify that the game supports vibration feedback.</li> <li>• Check in-game settings to ensure vibration is enabled.</li> <li>• Ensure the gamepad battery is not critically low.</li> </ul>
Auto-fire LED is not lighting up.	<ul style="list-style-type: none"> <li>• Ensure you are pressing and holding the desired action button <b>before</b> pressing the RAPID button.</li> <li>• Repeat the activation sequence carefully.</li> </ul>

Problem	Possible Cause / Solution
Gamepad becomes hot or damaged.	<ul style="list-style-type: none"> <li>• Immediately stop using the device.</li> <li>• Disconnect from any power source.</li> <li>• Contact Speedlink support for assistance. Do not attempt to repair.</li> </ul>

## SPECIFICATIONS

Feature	Detail
Model Name	RAIT Gamepad wireless
Item Model Number	SL-650110-BK
Brand	Speedlink
Controller Type	Gamepad
Connectivity Technology	2.4 GHz Wireless (USB-A receiver)
Wireless Range	Up to 10 metres
Compatible Devices	Nintendo Switch, PC, PlayStation 3, Windows 10, Windows 11
Battery	1 x 600mAh Lithium Ion (included)
Gaming Time	Up to 8 hours
Charging Time	Approx. 2 hours
Product Dimensions (W x D x H)	147 x 105 x 67 mm
Weight	245 grammes
Features	Vibration function, Auto-fire function with LED, DirectInput & XInput compatibility, Rubberised surface
First Available Date	15 Feb. 2021

## WARRANTY AND SUPPORT

For detailed warranty information, the latest user guide, frequently asked questions (FAQ), and further support, please visit the official Speedlink website:





[www.speedlink.com](http://www.speedlink.com)

You may also contact Speedlink directly:

- **Manufacturer:** Speedlink
- **Phone:** +49 (0) 4287 924-0

Please have your product model number (SL-650110-BK) and purchase details ready when contacting support.

Related Documents

	<p><a href="#">Speedlink TORID Wireless Gamepad: Setup and User Guide</a></p> <p>Comprehensive guide to setting up and using the Speedlink TORID Wireless Gamepad (SL-6576-BK-02) for PC and PS3, including charging, connection, modes, and features.</p>
	<p><a href="#">Speedlink RAIT Bluetooth Gamepad User Guide</a></p> <p>User guide for the Speedlink RAIT Bluetooth Gamepad, detailing setup, features, safety instructions, and conformity information for Nintendo Switch, PC, and Android devices.</p>
	<p><a href="#">Speedlink RAIT Bluetooth Gamepad User Guide</a></p> <p>User guide for the Speedlink RAIT Bluetooth Gamepad for Nintendo Switch, including setup, features, and safety instructions.</p>
	<p><a href="#">Speedlink SL-650115-CR Gamepad User Guide</a></p> <p>Comprehensive user guide for the Speedlink SL-650115-CR gamepad, detailing connection methods for various platforms (Nintendo Switch, Android, PC, Mac OS, iOS, PS3), charging, software installation, turbo function, illumination, vibration, button programming, and special features.</p>

Documents - Speedlink – SL-650110-BK

[pdf] Installation Guide Instructions Guide

GET STARTED speedlink Safety instructions en WEEE Dispose the product at a recycling Wähle auf  
Deiner Nintendo Switch®\* den Menüpunkt SL 650110 BK UserGuide V1 0 media eb 02 ae 1637145915  
EN DE RENDELTETÉSSZERŰ HASZNÁLAT Speedlink sl user guide |||  
GET STARTED i MODE BUTTON RAPID FIRE BUTTON DOWNLOAD THE  
SOFTWARE AT: www.speedlink.com EN 1.CHARGEI ... no de acordo com o propósito  
declarado. Por favor, guarde esta informação para uma futura referência. **SL-650110-BK**  
VER. 1.0 DK Teknisk support: www.speedlink.com Sikkerhedsanvisninger:  
www.speedlink....  
lang:en score:56 filesize: 211.35 K page\_count: 2 document date: 2021-05-20





[pdf] Installation Guide Guide

Download RAIT Gamepad Wireless for PC Switch OLED rubber black SL 650110 BK V05P User Guide  
web speedlink media 18 3f f3 1746532358 |||



GET STARTED i MODE BUTTON RAPID FIRE BUTTON DOWNLOAD THE  
SOFTWARE AT: www.speedlink.com EN 1.CHARGIN ... I / E-Mail: support  
speedlink.com PRODUCT DETAILS / ANGABEN ZUM PRODUKT: Product no. /  
Produktnr.: **SL-650110-BK** Type description / Typbeschreibung: RAIT Gamepad -  
Wireless - for PC/PS3\*/ Switch, rubb...

lang:en score:48 filesize: 288.15 K page\_count: 2 document date: 2024-09-24

[pdf] Installation Guide

SL 650110 BK V03P RAIT UG indd speedlink media 90 6c 8c 1687936490 |||

GET STARTED i MODE BUTTON RAPID FIRE BUTTON DOWNLOAD THE  
SOFTWARE AT: www.speedlink.com EN 1.CHARGIN ... H Im Dorf 5 27404  
Heeslingen Deutschland Phone: 49 4287 9244-0 PRODUCT DETAILS: Product no.:  
**SL-650110-BK** Type description:RAIT Gamepad - Wireless - for PC/PS3\*/Switch,  
rubber-black THE PROD...

lang:en score:38 filesize: 1.74 M page\_count: 2 document date: 2023-06-15



[pdf]

Microsoft Word SL 650110 BK Matija Izjava o sukladnosti Gamepad SPEEDLINK Rait PC PS3 Switch  
OLED beÅ¼iÄni crni fenix hr izjava Documents product document 651031 |||

FENIKS INFO d.o.o. Maksimirska 132, 10000 ZAGREB OIB:40111298116 EU  
IZJAVA O SUKLADNOSTI Pod punom odgovornosu izjavljujemo da je proizvod Opis  
proizvoda: RAIT Gamepad - Wireless - for PC/PS3/Switch, rubber- black Tipska  
oznaka, model: **SL-650110-BK** Proizvoac: Speedlink GmbH Im Dorf 5, D-2740...

lang:hr score:37 filesize: 91.7 K page\_count: 1 document date: 2022-11-08

[pdf] Installation Guide Guide

SL 650110 BK V05P User Guide webspeedlink media 18 3f f3 1746532358 web GET STARTED  
SpeedlinkDownloadconnect the gamepad to any free USB port on PC or another power source The s  
LED will flash during charging whichRAIT Gamepad Wireless for Switch OLED rubber black BKSL webSL  
SpeedlinkDownloadDownloadconnect BKRAIT ts 1746532358speedlink ||| ||| GET STARTED i MODE  
BUTTON RAPID FIRE BUTTON DOWNLOAD THE SOFTWARE AT: www.speedlink.com EN  
1.CHARGING First, charge the gamepad: using the USB-C conntection cable, connect the gamepad to  
any free USB port on the PC or another USB power sour



GET STARTED i MODE BUTTON RAPID FIRE BUTTON DOWNLOAD THE  
SOFTWARE AT: www.speedlink.com EN 1.CHARGIN ... I / E-Mail: support  
speedlink.com PRODUCT DETAILS / ANGABEN ZUM PRODUKT: Product no. /  
Produktnr.: **SL-650110-BK** Type description / Typbeschreibung: RAIT Gamepad -  
Wireless - for PC/PS3\*/ Switch, rubb...

lang:en score:31 filesize: 288.15 K page\_count: 2 document date: 2024-09-24

SL-650110-8K  
RAIT Gamepad - Wireless - for PC/PS3/Switch, rubber-black

Das RAIT Gamepad besitzt durch enorme Vielseitigkeit und ist dafür perfekt für die Welt der Gamer mit umfangreichen Spielanforderungen. Die verschiedenen Plattformen, egal ob die Situation Desktop, online oder Xbox-Technologie erfordert, per Knopfdruck ist man immer richtig eingestellt und kann sowohl auf PCs als auch auf PlayStation® und Nintendo Switch®-Konsolen spielen. Das Weiteren sorgen die Vibrations- und Auto-Fire-Funktionen des Gamepads für mehr Action, während die gummierte Oberfläche auch in heißen Monaten einen sicheren Griff gewährleistet. Auch das Design ist bei der Wahl des RAIT Gamepads ein zentraler Bestandteil, um den eigenen Stil zu betonen und das Spiel zu einem Erlebnis zu machen. Die RAIT Gamepads sind in verschiedenen Farben erhältlich und lassen sich mit dem RAIT-Logo personalisieren. Die RAIT Gamepads sind ein Muss für jeden Gamer, der seine Spiele auf der nächsten Stufe spielen möchte.



### Features

Kabelloses Gadget für PC/PS3/Win8®/Drehtisch® und Xinput-Kompatibilität | Vibrationsfunktion | 10 Knöpfe, 2 Trigger und Mehr-Schalter | Digitales Steuerkreuz und 2 Analogsticks | Auto-Fokus-Funktion mit LED | Gummierter Oberfläche | Software inklusive | Verbindung: USB-A-Empfänger | Reichweite: bis zu 10m | Funktion: 2,4GHz | 600mAh Lithium-Ionen-Batterie für über 8 Std. Spielzeit (Lastzeit ca. 2 Std.) | Abmessungen: 147 x 105 x 67mm (B x T x H) | Gewicht: 240g

UVP: 39,99 EUR

Fraunhofer Zellwoll GmbH, Im Dorf 6, D-27464 Knechtlingen, Germany

Tel: +86 (0)21 61211111 | Email: [info@finetech.com](mailto:info@finetech.com)

SPEEDLINK RAIT, Gamepad, Nintendo Switch, PC, Playstation 3, D-Pad, Modus-Taste, Kabellos, RF, 2,4 GHz

RAIT - Gamepad - 2.4 GHz Kabelloses - 10 m - PC/PS3/Switch - 600 mAh - schwarz

Gruppe	Eingabegeräte
Hersteller	SPEEDLINK
Hersteller Art. Nr.	SL-650110-BK
EAN/UJC	4027301461733



**SPEEDLINK RAIT**, Gerätetyp: Gamepad, Gamingplattformen unterstützt: Nintendo Switch, PC, Playstation 5, Gaming-Controller  
Funktionsknöpfe: D-Pad, Modus-Taste, Übertragungstechnik: Kabellos, Geräteschnittstelle: RF, Frequenzbereich: 2,4 GHz  
Produktfarbe: Schwarz, Energiequelle: Akku, Akku-Batterietyp: Eingebaut, Akku-Batterietechnologie: Lithium-Ion (Li-Ion)  
Breite: 147 mm, Tiefe: 105 mm, Höhe: 67 mm

### Hauptmerkmale

	Allgemein
Gerätyp	Gamepad
Gerätkonfigurationsmerkmal	Nintendo Switch, PC, Playstation 3
Gerätefunktion	Joypad, Mouse button
Übersetzungslogik	Kabellos
Gerätebeschreibung	BF
Frequenzbereich	2,4 GHz
Produktfarbe	Schwarz
Energiequelle	Batterie
Akku	Ja
Akku-/Batterietyp	Eingebaute
Akku-/Batterietechnologie	Lithium-Ion (Li-Ion)
Breite	147 mm
Tiefe	101 mm
Höhe	67 mm

© 2024 Ecom Luma e. 从 | Lindengasse 10 | 7151 Wäldli im Bürgerland | +41 665 65121919 | office@lumat.ch.at

SPEEDLINK RAIT, Gamepad, Nintendo Switch, PC, Playstation 3, D-Pad, Modus-Taste, Kabellos, RF, 2,4 GHz

RAIT - Gamepad - 2.4 GHz Kabelloses - 10 m - PC/PS3/Switch - 600 mAh - schwarz

Gruppe	Einsatzeinheit
Hersteller	SPEEDLINK
Hersteller Art. Nr.	SL-650110-BK
EAN/JPC	4027301461732



**SPEEDLINK RAIT:** Getätyty: Gamepad. Gamingsplattformen unterstützt: Nintendo Switch, PC, Playstation 3, Gaming-Controller  
Funktionsknöpfe: D-Pad, Modus-Taste. Übertragungstechnik: Kabellos, Geräteschnittstelle: RF, Frequenzbereich: 2,4 GHz  
Produktfarbe: Schwarz, Energiequelle: Akku, Akku-Batterietyp: Eingebaut, Akku-Batterietechnologie: Lithium-Ion (Li-Ion)  
Breite: 147 mm, Tiefe: 105 mm, Höhe: 67 mm

### Hauptmerkmale

Handelsname	Allgemein
Gerätyp	Gamepad
Gamingplattformen unterstützt	Nintendo Switch, FC, Playstation 3
Gaming-Controller Funktionsgröße	D-pad, Mode button
Übersetzungstechnik	Kalibrieren
Gerätschaltweise	RF
Frequenzbereich	2,4 GHz
Produktfarbe	Schwarz
Energiequelle	Batterie
Akku	14
Akku-/Batterietyp	Eingebaute
Akku-/Batterietechnologie	Lithium-Ion (Li-Ion)
Breite	147 mm
Tiefe	205 mm
Höhe	62 mm

© 2024 Ecom Luna e.U. | Lindergasse 10 | 7151 Wallern im Burgenland | +43 665 65121919 | [office@lunamedia.at](mailto:office@lunamedia.at)

[\[pdf\]](#) Datasheet

Produktleaflet Trans TÄ©Ä©chargement SPEEDLINK RAIT Gamepad wireless SL 650110 BK PC PS3  
Switch black Papedis AG hf de papedis ch media datasheets |||

**SL-650110-BK** RAIT Gamepad - Wireless - for PC/PS3/Switch, rubber-black Das RAIT Gamepad besticht durch enorme Vielseitigkeit und ist damit die perfekte Wahl für Gamer mit umfangreichen Spielesammlungen oder verschiedenen Plattformen. Egal ob die Situation DirectInput- oder XInput-Technologie erforder...

lang:de score:30 filesize: 312.74 K page\_count: 1 document date: 2021-03-01

[\[pdf\]](#)

Datenblatt Podatkovna tablica 2372125 SpeedLink RAIT igraća konzola gamepad PC PlayStation 3  
Nintendo Switch crna MegaShop spletna trgovina Megashop hr podatkovna speedlink rait igraca pc  
playstation nintendo switch asset conrad media10 add 160267 c1 de 890577066DS00 |||  
SPEEDLINK RAIT, Gamepad, Nintendo Switch, PC, Playstation 3, D-Pad,  
ModusTaste, Kabellos, RF, 2,4 GHz RAIT - Gamepad - 2.4 GHz Kabelloses - 10 m -  
PC/PS3/Switch - 600 mAh - schwarz Gruppe Hersteller Hersteller Art. Nr. EAN/UPC  
Eingabegeräte SPEEDLINK **SL-650110-BK** 4027301461732 Beschreibung SPEEDLI...  
lang:de score:29 filesize: 97.61 K page count: 1 document date: 2024-03-14

[\[pdf\]](#) Datasheet

Datenblatt SPEEDLINK RAIT Gamepad Nintendo Switch PC Playstation 3 DSPEEDLINK Gerätetyp  
Gamingplattformen unterstützt Gaming Control Funktionsknöpfe D Pad Modus Tastedatasheet 2372125  
speedlink rait gamepad pc playstation nintendo switch ciernaasset conrad media10 add 160267 c1 de  
890577066DS00 datasheet cierna |||  
SPEEDLINK RAIT, Gamepad, Nintendo Switch, PC, Playstation 3, D-Pad,  
ModusTaste, Kabellos, RF, 2,4 GHz RAIT - Gamepad - 2.4 GHz Kabelloses - 10 m -  
PC/PS3/Switch - 600 mAh - schwarz Gruppe Hersteller Hersteller Art. Nr. EAN/UPC  
Eingabegeräte SPEEDLINK **SL-650110-BK** 4027301461732 Beschreibung SPEEDLI...  
lang:de score:29 filesize: 97.61 K page\_count: 1 document date: 2024-03-14

