

Fossil FTW7025

Fossil Neutra Hybrid HR Smartwatch User Manual

Comprehensive guide for your Fossil Neutra Hybrid HR Smartwatch, Model FTW7025.

INTRODUCTION

The Fossil Neutra Hybrid HR Smartwatch combines classic watch design with modern smartwatch functionality. It features an always-on readout display for quick access to information such as heart rate, message previews, and weather. This manual provides essential information for setting up, operating, maintaining, and troubleshooting your device.



Front view of the Fossil Neutra Hybrid HR Smartwatch, showcasing its classic design with a digital display.

WHAT'S IN THE BOX

Upon unboxing your Fossil Neutra Hybrid HR Smartwatch, ensure all the following components are present:

- Fossil Neutra Hybrid HR Smartwatch (with Display and Heart Rate Sensor)
- Watch Strap (pre-attached or separate, depending on packaging)
- Charging Cable
- Quick Start Guide (this manual provides more detail)

SETUP

1. Initial Charging

Before first use, fully charge your smartwatch. Connect the provided charging cable to the watch's charging

port and plug the other end into a USB power source. A full charge provides over 2 weeks of battery life.

2. App Installation and Pairing

1. Download the "Fossil Smartwatches" app from your device's app store (Google Play Store for Android, Apple App Store for iOS).
2. Ensure your smartphone meets the compatibility requirements: Android 6.0+ (excluding Go edition) or iOS 12.0+.
3. Open the Fossil Smartwatches app and follow the on-screen instructions to create an account or log in.
4. Enable Bluetooth on your smartphone.
5. Within the app, select "Add New Device" and choose your Fossil Neutra Hybrid HR Smartwatch from the list of available devices.
6. Confirm the pairing code displayed on both your watch and phone.



The Fossil Neutra Hybrid HR Smartwatch comfortably worn on a wrist, demonstrating its size and fit.

OPERATING YOUR SMARTWATCH

Display and Navigation

The smartwatch features an always-on readout display. You can navigate through different information screens using the physical buttons on the side of the watch. Typically, the top and bottom pushers can be customized for quick access to specific functions, while the middle pusher often serves as a selection or home button.



Side view of the Fossil Neutra Hybrid HR Smartwatch, highlighting the crown and pushers for interaction.

Key Features

- **Heart Rate Tracking:** The watch continuously monitors your heart rate. View your current heart rate and historical data directly on the watch display or in the Fossil Smartwatches app.



The smartwatch display showing current heart rate (81 BPM) and resting/max heart rate data.

- **Activity Tracking:** Track your daily steps, distance, and calories burned. The watch can also monitor specific activities like running.



The smartwatch display showing activity tracking, indicating 35 minutes of activity, distance, heart rate, and calories burned.

- **Sleep Tracking:** Monitor your sleep patterns, including sleep duration and quality, through the Fossil Smartwatches app.
- **Notifications:** Receive message previews, call alerts, and app notifications directly on your watch display.



The smartwatch display showing a message preview from "Jamie" with the text "Leaving now, see you soon".

- **Music Controls:** Control music playback on your connected smartphone directly from your watch.



The smartwatch display showing music controls, indicating "My Own Thing" by "Red Red Lips" and pause controls.

MAINTENANCE

Cleaning Your Smartwatch

- Wipe the watch case and display with a soft, lint-free cloth.
- For the leather strap, avoid prolonged exposure to water or direct sunlight. Clean with a dry cloth.
- Periodically clean the heart rate sensor on the back of the watch with a soft, dry cloth to ensure accurate readings.



The back view of the Fossil Neutra Hybrid HR Smartwatch, showing the heart rate sensor and charging contacts.

Battery Care

- To maximize battery lifespan, avoid fully discharging the battery frequently.
- Store the watch in a cool, dry place when not in use for extended periods.

TROUBLESHOOTING

- **Watch Not Connecting to Phone:**
 - Ensure Bluetooth is enabled on your phone and the watch.

- Restart both your phone and the smartwatch.
- Check if the Fossil Smartwatches app is updated to the latest version.
- Try unpairing and re-pairing the watch through the app settings.

- **Inaccurate Heart Rate/Activity Data:**

- Ensure the watch is worn snugly on your wrist, not too loose or too tight.
- Clean the heart rate sensor on the back of the watch.
- Update the watch's firmware via the Fossil Smartwatches app.

- **Display Not Responding:**

- Try pressing the physical buttons to wake the display.
- Ensure the watch is charged.
- Perform a soft reset by holding down the middle pusher for approximately 10-15 seconds until the watch restarts.

- **Battery Draining Quickly:**

- Reduce the frequency of notifications.
- Ensure the watch's firmware is up to date.
- Limit continuous heart rate monitoring if not needed constantly.

For more detailed troubleshooting or specific issues, refer to the help section within the Fossil Smartwatches app or visit the official Fossil support website.

SPECIFICATIONS

Feature	Detail
Model Name	NEUTRA HYBRID HR SMARTWATCH
Model Number	FTW7025
Brand	Fossil
Screen Size	45 Millimeters
Shape	Round
Operating System Compatibility	Android 6.0+ (excluding Go edition), iOS 12.0+
Connectivity Technology	Bluetooth
Battery Type	1 Lithium Ion battery (included)
Battery Life	2+ weeks on a single charge
Special Features	Heart Rate Tracking, Activity Tracking, Sleep Tracking, Message Previews, Chronograph
GPS	No GPS
Item Weight	7.7 ounces







Manufacturer	Fossil Group
Date First Available	February 17, 2021

WARRANTY AND SUPPORT

The Fossil Smartwatches App and associated services are provided by Fossil Group, Inc. Your data will be stored in the USA. For detailed information regarding warranty coverage, privacy policy, and terms of use, please refer to the Fossil Smartwatches App or the official Fossil Group website.

For technical support or service inquiries, please contact Fossil Group customer service through their official channels.

Related Documents - FTW7025

	Fossil Hybrid Smartwatches User Guide A guide to setting up and using your Fossil Hybrid Smartwatches, including instructions for charging, pairing, and tracking heart rate and blood oxygen levels.
	Fossil Hybrid Smartwatches: Setup and Features Guide A comprehensive guide to setting up and using your Fossil Hybrid Smartwatch, including instructions for charging, pairing with the Fossil Smartwatches app, and utilizing features like heart rate and blood oxygen tracking.
	Fossil Q Hybrid Smartwatch Quick-Start Guide Get started with your Fossil Q Hybrid Smartwatch. This guide covers setup, notifications, battery replacement, strap changes, activity tracking, and staying connected. Learn to customize buttons and troubleshoot connectivity issues.
	Fossil Q Hybrid Smartwatch Quick Start Guide A guide to setting up and using the Fossil Q Hybrid Smartwatch, including notifications, customizable buttons, changing the battery and straps, tracking activity, and staying connected.
	Fossil Q Hybrid Smartwatch Quick Start Guide A comprehensive quick start guide for the Fossil Q Hybrid Smartwatch, detailing setup, notifications, button customization, battery replacement, strap changes, activity tracking, and connectivity troubleshooting.
	Fossil Smartwatch Setup and Blood Oxygen Tracking Guide Comprehensive guide to setting up your Fossil smartwatch, including charging, pairing with your phone via Bluetooth, connecting to Wi-Fi, and using the blood oxygen tracking feature. Learn about useful tips and resources.