

## Hoco ES32 Plus

# Hoco ES32 Plus Series TWS Wireless Bluetooth Headset User Manual

Model: ES32 Plus | Brand: Hoco

## INTRODUCTION

Thank you for choosing the Hoco ES32 Plus Series TWS Wireless Bluetooth Headset. This manual provides detailed instructions on how to set up, operate, and maintain your new headset. Please read this manual carefully before use to ensure optimal performance and longevity of your device.

## PACKAGE CONTENTS

- Hoco ES32 Plus TWS Wireless Bluetooth Headset (Left and Right Earbuds)
- Charging Case
- Charging Cable
- Silicone Case
- Hook



Image: Contents of the Hoco ES32 Plus package, including the earbuds, charging case, charging cable, silicone case, and hook.

## PRODUCT OVERVIEW AND FEATURES

---

The Hoco ES32 Plus headset is designed for a seamless wireless audio experience. Key features include:

- **Bluetooth V5.0:** Ensures stable and efficient wireless connectivity.
- **Airoha AB1536U Chip:** Provides reliable performance.
- **Battery Capacity:** 350mAh for the charging case, 30mAh for each earbud.
- **Long Battery Life:** Approximately 3 hours of talk/music time, 200 hours standby time.
- **Compact Design:** Earbuds and case are lightweight and portable.
- **Pop-Up Window Support:** For Apple mobile phones, enabling quick pairing and battery display.
- **Master-Slave Switching:** Allows independent use of either earbud.
- **In-Ear Detection:** Automatically pauses/plays audio when earbuds are removed/inserted.
- **Wireless Charging Support:** Convenient charging without cables.
- **Touch Operation:** Intuitive controls for music and calls.



Image: A detailed view of the Hoco ES32 Plus wireless earbuds, highlighting their design.

## SETUP GUIDE

---

### 1. Initial Charging

Before first use, fully charge the charging case and earbuds. Place the earbuds into the charging case. Connect the charging cable to the case and a USB power source, or place the case on a compatible wireless charger.



Image: The Hoco ES32 Plus charging case being charged wirelessly on a charging pad.

### 2. Pairing with Your Device

1. Ensure the earbuds are in the charging case and the case has sufficient charge.
2. Open the charging case lid. The earbuds will automatically enter pairing mode.
3. On your mobile device (e.g., iPhone, Samsung, Huawei, Oppo), go to Bluetooth settings and turn Bluetooth on.
4. Search for available devices. You should see "HOCO ES32 Plus" or similar in the list.
5. Select "HOCO ES32 Plus" to connect. For Apple devices, a pop-up window may appear for quick pairing.
6. Once connected, the earbuds are ready for use.



Image: Visual guide demonstrating the pairing process for the Hoco ES32 Plus headset with an iPhone, including the pop-up window for connection and battery status.

## OPERATING INSTRUCTIONS

---

### Touch Controls

The Hoco ES32 Plus earbuds feature intuitive touch controls on the outer surface of each earbud.

- **Play/Pause:** Single tap on either earbud.
- **Next Track:** Double tap the right earbud.
- **Previous Track:** Double tap the left earbud.
- **Answer/End Call:** Single tap on either earbud during an incoming call.
- **Reject Call:** Press and hold either earbud for 2 seconds during an incoming call.
- **Activate Voice Assistant (Siri/Google Assistant):** Triple tap either earbud.

### In-Ear Detection

The earbuds are equipped with in-ear detection. Music will automatically pause when you remove an earbud and resume when you put it back in.

## MAINTENANCE

---

- **Cleaning:** Use a soft, dry, lint-free cloth to clean the earbuds and charging case. Do not use harsh chemicals or abrasive materials.
- **Storage:** When not in use, store the earbuds in their charging case to protect them and keep them charged.
- **Battery Care:** To prolong battery life, avoid fully discharging the battery frequently. Charge the device regularly, even if not

in constant use.

- **Water Resistance:** The earbuds are not waterproof. Avoid exposure to water, sweat, or high humidity.

## TROUBLESHOOTING

Problem	Possible Solution
Earbuds not pairing/connecting	Ensure earbuds are charged. Turn off and on Bluetooth on your device. Forget "HOCO ES32 Plus" in your device's Bluetooth settings and try pairing again. Place earbuds back in the case, close the lid, wait a few seconds, then open again.
No sound from one earbud	Ensure both earbuds are charged. Try resetting the earbuds (refer to manufacturer's specific reset instructions if available, otherwise re-pair). Check audio balance settings on your device.
Charging case not charging	Check the charging cable and power adapter. Ensure the charging port is clean and free of debris. If using wireless charging, ensure proper alignment on the charging pad.
Poor sound quality	Ensure earbuds are clean and free of earwax buildup. Move closer to your connected device to avoid interference. Try connecting to a different audio source.

## SPECIFICATIONS

Feature	Detail
Bluetooth Version	V5.0
Chipset	Airoha AB1536U
Charging Case Battery Capacity	350mAh
Earbud Battery Capacity (Single)	30mAh
Talk/Music Time	Approx. 3 hours
Standby Time	200 hours
Dimensions (Case)	53.8 x 44.3 x 21.4 mm
Weight (Total)	47g
Connectivity	Wireless
Color	White

Feature	Detail
Model Number	ES32 Plus
Compatible Devices	Mobile Phones
Special Features	Dual ear, Pop-up window support (Apple), Master-slave switching, In-ear detection, Wireless charging support






## WARRANTY AND SUPPORT

For warranty information and technical support, please refer to the official Hoco website or contact your local retailer where the product was purchased. Keep your proof of purchase for any warranty claims.

For further assistance, you may visit the [Hoco brand page on Amazon.eg](#).

© 2024 Hoco. All rights reserved.

## Related Documents - ES32 Plus

	<a href="#">Hoco ES45 TWS Wireless Headset Instruction Manual</a> User manual for the Hoco ES45 TWS wireless headset, detailing features, operation, controls, warnings, and FCC compliance information.
	<a href="#">Hoco HE-068 TWS Wireless Headset User Manual</a> User manual for the Hoco HE-068 TWS wireless headset, detailing product features, operation instructions, controls, and FCC compliance information.
	<a href="#">Hoco EQ1 Wireless BT Headset User Manual</a> User manual for the Hoco EQ1 Wireless BT Headset, covering operation methods, product parameters, and wireless connection.
	<a href="#">Hoco ES45 TWS Wireless Headset Instruction Manual</a> Instruction manual for the Hoco ES45 TWS wireless headset, detailing features, usage, controls, and warnings.
	<a href="#">Topmate ES32 Mobility Scooter User Manual: Operation, Safety, and Maintenance Guide</a> Comprehensive user manual for the Topmate ES32 mobility scooter. Covers assembly, features, specifications, safe riding practices, maintenance, and warranty information for optimal use.



[HOCO E36 Wireless Bluetooth Headset: User Manual and Features](#)

Comprehensive guide for the HOCO E36 wireless Bluetooth headset, covering product features, specifications, warnings, and step-by-step usage instructions. Includes Bluetooth V4.2, hands-free operation, and battery details.