

KEMEI KM-1505

Kemei KM-1505 Rechargeable Hair Clipper User Manual

Model: KM-1505

INTRODUCTION

Thank you for choosing the Kemei KM-1505 Rechargeable Hair Clipper. This manual provides essential information for the safe and effective use, maintenance, and care of your new hair clipper. Please read these instructions thoroughly before first use and retain them for future reference.

SAFETY INFORMATION

To ensure safe operation and prevent injury or damage, please observe the following safety precautions:

- Avoid use on infants.
- Keep the trimmer away from water sources. Do not use near bathtubs, showers, basins, or other vessels containing water.
- Be cautious around sharp blades to prevent cuts or injuries.
- Do not disassemble the appliance. For repairs, contact qualified service personnel.
- Ensure the power cord is not damaged. If damaged, it must be replaced by the manufacturer or a qualified service agent.
- This appliance is intended for dry use only.

PRODUCT OVERVIEW AND COMPONENTS

Familiarize yourself with the parts of your Kemei KM-1505 hair clipper and its accessories.



Image: The Kemei KM-1505 hair clipper shown with its complete set of accessories, including multiple comb attachments, the power cord, and a cleaning brush.

- **Clipper Body:** The main unit housing the motor and battery.
- **Blade Assembly:** The cutting blades, typically made of metal.
- **Power Button:** Used to turn the clipper on and off.
- **Charge Indicator:** Displays the charging status.
- **Comb Attachments:** Various sizes for different hair cutting lengths.
- **Power Cord:** For charging the clipper.
- **Cleaning Brush:** For removing hair debris from the blades.



Image: A direct front view of the Kemei KM-1505 hair clipper, highlighting the power button and the charge indicator light.

SETUP

1. Initial Charging

Before using your Kemei KM-1505 hair clipper for the first time, ensure it is fully charged. Connect the power cord to the clipper and plug it into a suitable electrical outlet. The charge indicator will illuminate to show that charging is in progress. Disconnect the clipper once fully charged.

2. Attaching Comb Guides

Select the desired comb attachment for your preferred hair length. Align the comb guide with the clipper blade and push it firmly until it clicks into place. To remove, gently pull the comb guide away from the blade.



Image: A close-up view of the Kemei KM-1505 clipper's metal blade and a plastic comb attachment, illustrating how the comb fits over the blade.

OPERATING INSTRUCTIONS

1. Turning On/Off

Press the power button located on the front of the clipper to turn it on. Press the button again to turn it off.



Image: A hand holding the Kemei KM-1505 hair clipper, demonstrating the ergonomic grip and the position of the power button and charge indicator during use.

2. Hair Cutting

- Ensure hair is clean and dry before clipping.
- Start with a longer comb attachment if you are unsure of the desired length, and gradually switch to shorter ones if needed.
- Hold the clipper with the blade flat against the head, moving against the direction of hair growth.
- Use smooth, even strokes.
- Regularly clear cut hair from the comb attachment to maintain cutting efficiency.



Image: The Kemei KM-1505 hair clipper with a comb attachment securely in place, ready for use.

MAINTENANCE

1. Cleaning After Each Use

- Turn off and unplug the clipper.
- Remove the comb attachment.
- Use the provided cleaning brush to brush away any loose hairs from the blades and the clipper body.
- Do not rinse the clipper under water as it is not designed for wet cleaning.

2. Oiling the Blades

Periodically, apply a small drop of clipper oil (not included) to the blades to ensure smooth operation and prolong

their lifespan. Turn the clipper on for a few seconds to distribute the oil evenly, then wipe off any excess.

3. Storage

Store the clipper and its accessories in a dry, cool place, away from direct sunlight and out of reach of children.

TROUBLESHOOTING

- **Clipper not turning on:** Ensure the clipper is fully charged. If it's a new unit, allow sufficient time for the initial charge.
- **Poor cutting performance:** Clean the blades thoroughly to remove any trapped hair. Apply clipper oil to the blades. Ensure the comb attachment is correctly secured.
- **Unusual noise or vibration:** Turn off the clipper immediately. Check for any foreign objects lodged in the blades. If the issue persists, discontinue use and contact customer support.

SPECIFICATIONS






Feature	Detail
Brand	KEMEI
Model Number	KM-1505
Type	Hair Clipper
Targeted Group	Men
Operating Function	Dry
Power Source	Electric (Rechargeable)
Number of Speed Settings	1
Number of Heads	1
Blade Material	Metal
Item Weight	0.31 Kilograms
Package Dimensions	22.4 x 14.5 x 6 cm

WARRANTY AND SUPPORT

For information regarding warranty coverage or technical support, please refer to the documentation included with your purchase or contact the retailer from whom you purchased the Kemei KM-1505 hair clipper. Keep your proof of purchase for warranty claims.



Related Documents - KM-1505

	<p>Kemei KM-1858 Hair Clipper User Manual and Safety Instructions</p> <p>User manual and safety instructions for the Kemei KM-1858 professional cordless rechargeable hair clipper, detailing its design and usage.</p>
	<p>Kemei KM-2269 Hair Clipper: Manual and Safety Instructions</p> <p>Official manual and safety instructions for the Kemei KM-2269 hair clipper, providing essential information for safe and effective use.</p>
	<p>Kemei KM-418 Electric Rechargeable Hair Clipper User Manual</p> <p>Detailed user manual for the Kemei KM-418 rechargeable electric hair clipper, covering preparation, usage, maintenance, guarantee, and battery disposal instructions.</p>
	<p>Kemei KM-232 Professional Hair Clipper Manual and Safety Instructions</p> <p>User manual and safety guide for the Kemei KM-232 Professional Hair Clipper. Learn about its features, operation, and important safety precautions for optimal use.</p>
	<p>Kemei KM-1858 Professional Hair Clipper Manual & Safety Instructions</p> <p>Comprehensive safety instructions and user manual for the Kemei KM-1858 professional hair clipper. Learn about components, parameters, charging, accessories, blade alignment, maintenance, and warranty information.</p>



[Kemei KM-1856 Hair Clipper: Manual and Safety Instructions](#)

Official manual and safety instructions for the Kemei KM-1856 Hair Clipper, providing essential information for operation and maintenance.