

Make It Real 90097

Make It Real Halo Charms Bracelets True Blue

DIY CHARM BRACELET MAKING KIT - MODEL 90097

Brand: Make It Real

Introduction

This instruction manual provides guidance for assembling and caring for your Make It Real Halo Charms Bracelets True Blue kit. This kit allows users to create personalized charm bracelets using a variety of beads, charms, and cords. Designed for creative expression, it encourages the development of fine motor skills and imaginative play. This product is recommended for ages 8 and up.

Kit Contents

Before beginning, please verify that all components are present in your kit:

- Metallic Bracelets (quantity: 3)
- Cord Bracelets (quantity: 2)
- Decorative Beads (quantity: 15)
- Charms (quantity: 6)
- Elastic Cord (quantity: 4 meters)
- Storage Case (quantity: 1)



Image: Kit contents laid out, showing cords, beads, and charms.

Setup and Assembly

Follow these steps to create your custom charm bracelets:

1. **Prepare Your Workspace:** Lay out all beads, charms, and cords on a clean, flat surface. This helps in organizing your components and planning your design.
2. **Select Your Base:** Choose one of the metallic bracelets or cord bracelets as your base. The kit includes three metallic bracelets and two cord bracelets.
3. **Choose Beads and Charms:** Select the decorative beads and charms you wish to use. Consider the colors and shapes to create a balanced design. The kit includes 15 decorative beads and 6 unique charms.
4. **Thread Beads onto the Bracelet:** Carefully slide the chosen beads onto the bracelet cord or chain. The beads are designed with large holes for easy threading.

- [illegible]

Image: A close-up of beads and charms, some already on cords, illustrating the assembly process.



Image: Examples of three finished bracelets, demonstrating potential designs.

Maintenance

To ensure the longevity of your bracelets and kit components:

- **Storage:** Store unused beads, charms, and cords in the provided storage case to prevent loss and damage.
- **Cleaning:** If bracelets become dirty, gently wipe them with a soft, dry cloth. Avoid using harsh chemicals or abrasive cleaners.
- **Water Exposure:** Minimize exposure to water, as it may affect the durability of the cords and the finish of some charms and beads.

Troubleshooting

Here are solutions to common issues you might encounter:

- **Beads Not Fitting:** Ensure you are using the correct beads for the chosen bracelet type. All beads in this kit are designed to fit the provided cords and chains. If a bead seems stuck, gently rotate it while applying light pressure.
- **Elastic Cord Breaking:** If creating additional bracelets with the elastic cord, avoid overstretching it during assembly. When tying knots, ensure they are firm but not excessively tight, which can weaken

the cord. Double knotting is recommended for security.

- **Charms Falling Off:** Verify that charms are securely threaded onto the bracelet. If a charm has an open loop, ensure it is fully closed after attachment to prevent it from slipping off.

Specifications

Product Dimensions	10.28 x 9.76 x 1.81 inches
Item Weight	15.2 ounces
Model Number	90097
ASIN	B08WFSGH44
Recommended Age	8 years and up
Manufacturer	Make It Real



Warranty Information





Specific warranty details for the Make It Real Halo Charms Bracelets True Blue kit are typically provided with the product packaging or can be obtained directly from the manufacturer. For the most current warranty information, please refer to the official Make It Real website or contact their customer support.

Support

For further assistance, questions, or to explore more products, please visit the official Make It Real store or contact their customer service department.
Official Store Link: [Make It Real Store on Amazon](#)

Related Documents - 90097

	<p>Make It Real Bracelet Craft Kits - Instructions</p> <p>Comprehensive instructions for creating charm link, sliding knot, and beaded bracelets using Make It Real craft kits. Includes materials, step-by-step guides, and safety information.</p>
	<p>Make It Real Fridge Frenzy DIY Bracelets Instructions</p> <p>Step-by-step instructions for creating DIY bracelets with the Make It Real Fridge Frenzy kit, including materials, assembly, and finishing touches.</p>

	<p>Make It Real Crystal Dreams Jewelry Making Kit Instructions</p> <p>Step-by-step instructions for creating beautiful DIY bracelets with the Make It Real Crystal Dreams Nature's Song Jewelry Making Kit. Includes materials list, tools needed, and safety warnings.</p>
	<p>Make It Real Friendship Bracelet Maker Instructions</p> <p>Comprehensive guide to using the Make It Real Friendship Bracelet Maker, including setup, knotting techniques, pattern reading, and finishing the bracelet. Features step-by-step instructions and tips for creating friendship bracelets.</p>
	<p>Make It Real Halo Charms 2 in 1 Deluxe Craft Kit Instructions</p> <p>Complete instructions for the Make It Real Halo Charms 2 in 1 Deluxe kit. Learn to create bracelets and necklaces with beads and charms. Includes safety information.</p>
	<p>Make It Real: DIY Bracelet Crafting Instructions</p> <p>Comprehensive instructions for creating Daisy Bracelets, Twist Wrap Bracelets, Charm Link Bracelets, and Beaded Bracelets using the Make It Real craft kit. Includes component lists, step-by-step guides, and safety information.</p>