

Xbox TLL-00001

Xbox Wireless Headset Instruction Manual (Model TLL-00001)

Brand: Xbox

INTRODUCTION

This manual provides essential information for setting up, operating, and maintaining your Xbox Wireless Headset. Designed for use with Xbox Series X|S, Xbox One, and Windows devices, this headset offers high-quality audio and clear communication for an enhanced gaming experience.



Figure 1: Xbox Wireless Headset overview.

SETUP

1. Unboxing and Initial Charge

Carefully remove the headset and included USB-C cable from the packaging. Before first use, fully charge the headset using the provided USB-C cable. The charging port is located on the right earcup.

Your browser does not support the video tag.

Video 1: Unboxing and contents of the Xbox Wireless Headset package.

2. Pairing with Xbox Console

1. Ensure your Xbox console is powered on.
2. Press and hold the green power button on the headset (located on the left earcup) until the LED indicator flashes.
3. Press the Pair button on your Xbox console (usually near the USB port).
4. The headset and console will connect automatically. A solid light on the headset indicates a successful connection.

3. Pairing with Bluetooth Devices (Windows 10/11, Mobile)

1. With the headset powered off, press and hold the green power button until the LED indicator flashes rapidly (pairing mode).
2. On your device, go to Bluetooth settings and select "Xbox Wireless Headset" from the list of available devices.
3. Follow any on-screen prompts to complete the pairing process.

The headset supports simultaneous connection to both an Xbox console and a Bluetooth device, allowing you to chat on your phone while gaming.

OPERATING INSTRUCTIONS

1. Controls Overview

- **Volume Dial (Right Earcup):** Rotate the entire outer ring of the right earcup to adjust the master volume.
- **Game/Chat Balance Dial (Left Earcup):** Rotate the entire outer ring of the left earcup to adjust the balance between game audio and chat audio. Turn towards the front for more game audio, towards the back for more chat audio.
- **Microphone Mute Button:** Located on the microphone arm, press to mute/unmute the microphone. An LED on the mic indicates its status.
- **Power Button:** The green button on the left earcup is used to power the headset on/off and initiate pairing.



Figure 2: Close-up of the Xbox Wireless Headset, highlighting the adjustable microphone and earcup controls.

2. Microphone Usage

The flexible microphone can be adjusted to your preferred position. It features auto-mute and voice isolation to reduce background noise, ensuring clear communication. The LED on the microphone indicates when it is active (on) or muted (off).

3. Comfort and Adjustability

The headset features a flexible, lightweight design with an adjustable headband and soft earcups for extended comfort during long gaming sessions. The earcups are designed to fit over the ear, providing passive noise isolation.



Figure 3: User wearing the Xbox Wireless Headset, demonstrating comfort during use.

4. Spatial Sound Technologies

The Xbox Wireless Headset supports spatial sound technologies including Windows Sonic, Dolby Atmos, and DTS Headphone:X for an immersive audio experience. Note that Dolby Atmos and DTS:X may require additional purchases or app downloads.

MAINTENANCE

- **Cleaning:** Use a soft, dry cloth to clean the headset. Avoid using harsh chemicals or abrasive materials.
- **Storage:** Store the headset in a cool, dry place away from direct sunlight and extreme temperatures.
- **Battery Care:** To prolong battery life, avoid fully discharging the battery frequently. Charge the headset regularly, even when not in use for extended periods.

TROUBLESHOOTING

- **No Audio/Connectivity Issues:**

- Ensure the headset is fully charged and powered on.
- Verify proper pairing with your device/console. Re-pair if necessary.
- Check the game/chat balance dial on the left earcup to ensure audio is not set entirely to one source.
- For Windows 10/11, ensure the latest Windows updates are installed.

- **Microphone Not Working:**

- Check the microphone mute button and its LED indicator.
- Ensure the microphone is positioned correctly.
- Verify microphone settings within your game or communication application.

- **Audio Quality Issues:**

- Adjust equalizer settings via the Xbox Accessories app for a customized audio experience.
- Ensure no physical obstructions are interfering with the wireless signal.

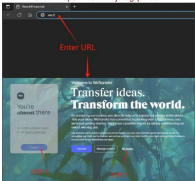
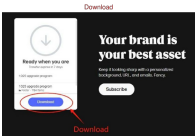
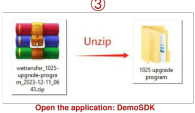

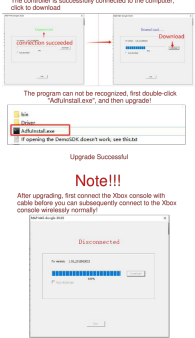
SPECIFICATIONS




Feature	Detail
Model Name	Xbox Wireless Headset
Model Number	TLL-00001
Connectivity Technology	Bluetooth 4.2, Xbox Wireless radio
Compatible Devices	Xbox Series X, Xbox Series S, Xbox One, Windows 10/11
Battery Life	Up to 15 hours
Charging Time	3 hours
Speaker Impedance	32 ohm
Speaker Response	20Hz - 20kHz
Noise Control	Active Noise Cancellation (for chat via voice isolation)
Included Components	USB-C cable

WARRANTY AND SUPPORT

For detailed warranty information and technical support, please visit the official Xbox support website at xbox.com/headset-compatibility.

Customize your audio experience using the Xbox Accessories app, available for Xbox Series X|S, Xbox One, and Windows 10/11 devices. Some voice chat features may require Xbox Game Pass Ultimate or Xbox Live Gold memberships (sold separately). Dolby Atmos and DTS:X may require additional purchases, app downloads, and supported hardware.

<div data-bbox="116 120 284 336"><p>Set up and configure your Xbox Wireless Headset</p><p>Model Number: 2065</p><p>Headset features</p><ul style="list-style-type: none">• 2.4 GHz wireless connection to Xbox Series X S consoles• 3.5 mm audio cable for wired connection to Xbox Series X S and Windows consoles, as well as Bluetooth connections to Windows devices and mobile devices<p>Compatibility</p><p>The Xbox Wireless Headset connects to Xbox Series X S and Xbox One consoles using the 2.4 GHz wireless connection. The headset can also connect to Windows 10, Windows 11, and Windows 12 PCs. The headset can also connect to Windows 10, Windows 11, and Windows 12 PCs. The headset can also connect to Windows 10, Windows 11, and Windows 12 PCs.</p><p>Setting up and using the headset</p><p>Connect the headset to your Xbox Series X S console.</p></div>	<div data-bbox="339 174 1136 206"><h3>Xbox Wireless Headset (Model 2065): Setup and Configuration Guide</h3></div> <div data-bbox="339 217 1436 286"><p>Learn how to set up, pair, charge, and use your Xbox Wireless Headset (Model 2065) with Xbox consoles and Windows/mobile devices. Includes LED status and audio controls.</p></div>
<div data-bbox="116 412 311 1601"><p>①</p><p>②</p><p>③</p><p>④</p><p>⑤</p></div>	<div data-bbox="339 958 1045 990"><h3>Guide to Upgrading Xbox Controller Firmware with DemoSDK</h3></div> <div data-bbox="339 1001 1436 1070"><p>Step-by-step instructions for downloading and using the DemoSDK application to upgrade your wireless Xbox controller firmware. Includes connection steps and troubleshooting tips.</p></div>
<div data-bbox="116 1677 284 1767"><p>NOTE:</p><p>For the best experience, please use the latest version of the DemoSDK application. The application is available for download from the following link: Xbox Wireless Headset DemoSDK.</p><p>For more information, please visit the following link: Xbox Wireless Headset DemoSDK.</p></div>	<div data-bbox="339 1729 954 1760"><h3>Xbox Controller Upgrade Instructions for Compatibility</h3></div> <div data-bbox="339 1771 1436 1841"><p>Detailed instructions and download link for upgrading third-party controllers to ensure compatibility with the latest Xbox system updates. Includes video tutorial.</p></div>

<div data-bbox="129 103 247 129"> XBOX ONE</div> <div data-bbox="129 338 233 358"><p>Product and Regulatory Guide, Limited Warranty & Agreement</p></div>	<div data-bbox="341 181 1176 210">Xbox One Product and Regulatory Guide, Limited Warranty & Agreement</div> <div data-bbox="341 221 1452 291"><p>Official product, safety, regulatory, and limited warranty information for the Microsoft Xbox One console and Kinect sensor, including setup, care, electrical safety, battery safety, and legal terms.</p></div>
<div data-bbox="129 423 173 441"> XBOX</div> <div data-bbox="129 750 248 837"><p>Regulatory and Warranty Guide Guide réglementaire et de garantie Guida regolamentare y garantía Guia de normativas y garantía Guide de réglementation et de garantie Sicherheits- und Garantiehinweise Guida alla normativa e alla garanzia Informacje o wymogach prawnych i gwarancji Guia de Regulamentação e Garantia Guida regolamentar y garantía შეზღუდული ვაუჩი</p></div>	<div data-bbox="341 580 951 609">Xbox One Accessory Regulatory and Warranty Guide</div> <div data-bbox="341 620 1436 687"><p>Comprehensive guide covering safety, warranty, software license, and regulatory information for Xbox One accessories from Microsoft.</p></div>
<div data-bbox="129 900 298 1160"></div>	<div data-bbox="341 983 1015 1012">Xbox 360 Wheelman Game Manual and Safety Information</div> <div data-bbox="341 1023 1458 1090"><p>Comprehensive guide to the Xbox 360 Wheelman game, including safety warnings, ESRB ratings, gameplay mechanics, character profiles, and technical support information.</p></div>