

Arrow SCG86BG

Arrow Select 8' x 6' Outdoor Lockable Steel Storage Shed Building

Model: SCG86BG

1. INTRODUCTION AND OVERVIEW

This manual provides essential information for the safe and effective use of your Arrow Select 8' x 6' Outdoor Lockable Steel Storage Shed Building. This steel storage building is designed to provide a secure and functional space for storing tools, gardening supplies, and lawn equipment. Constructed from galvanized steel with a blue-grey finish, it offers protection against environmental elements.



This image displays the Arrow Select 8' x 6' outdoor steel storage shed, featuring a blue-grey finish and double swing doors. The shed has a pent roof design and horizontal siding panels.

2. SAFETY INFORMATION

WARNING: This product is intended for outdoor use and may be exposed to harsh weather conditions. Always assemble and install this product according to the manufacturer's instructions, using at least two people and allowing sufficient time (6+ hours). Be aware of potential hazards when handling heavy components and follow all safety guidelines provided in the product documentation. Regularly inspect the product for any signs of wear or damage, and perform necessary maintenance to ensure its continued safety and stability.

Ensure the shed is installed on a level surface. Proper anchoring is crucial to prevent movement or damage due to high winds. Always wear appropriate personal protective equipment (PPE) during assembly, such as gloves and eye protection.

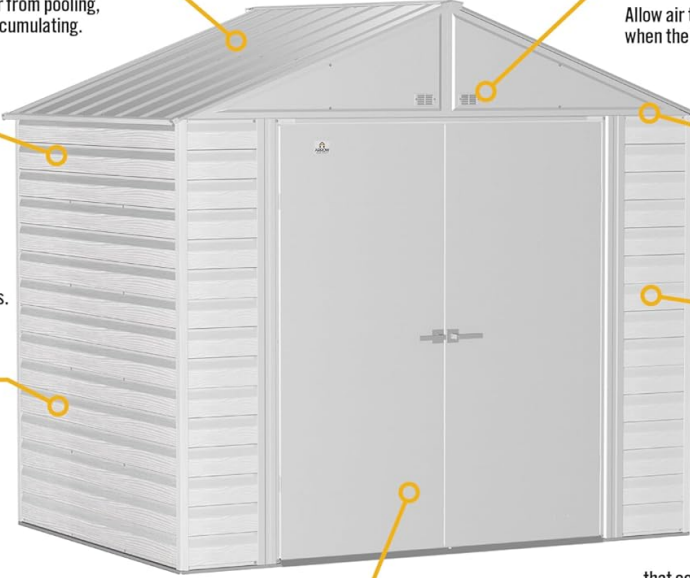
3. PRODUCT FEATURES

- **Sturdy Construction:** 8' x 6' outdoor shed with 71" tall walls, constructed from galvanized steel for protection against elements.
- **Durable Finish:** Smooth paint textured finish provides resistance against weather, rust, and corrosion.
- **Modern Design:** Horizontal siding panels contribute to an upscale appearance.
- **Easy Access:** Sturdy swing doors with a brushed nickel key lock handle for security.

- **Functional Storage:** Tall 71" walls accommodate larger items and provide ample headroom.
- **Ventilation:** Vented gables allow for increased air flow within the interior.

SELECT SERIES

8 x 6 ft. / 2,4 x 1,8 m • Peak Roof



PEAK STYLE ROOF PITCH
Prevents rainwater from pooling, and debris from accumulating.

BUILT-IN VENTS
Allow air to circulate even when the doors are closed.

HIGH-PERFORMANCE DURABLE COATINGS
Our customized polyester paint system offers outstanding resistance to the elements. Exclusively formulated by Sherwin-Williams Coil Coatings and available only on Arrow Sheds.


PRACTICAL AND STURDY
Attractive and reliable backyard storage.

71-INCH TALL WALLS
Provides extra headroom and vertical storage space so you can easily stack items high. Offers added entryway clearance.

HORIZONTAL WALL PANELS
Give it a classy, upscale presence and adds to most backyard aesthetics.

LOCKING SWING DOORS
Increases usable storage space, and includes integrated keyed brushed metal locking handles for added security and a sophisticated look.

4 BEAUTIFUL COLORS
that complement most home exteriors:
Blue Grey, Flute Grey, Charcoal & Sage Green.



ARROW
STORAGE PRODUCTS™

SCG86BG, SCG86FG, SCG86CC & SCG86SG

An infographic detailing the main features of the Arrow Select Series shed, including peak style roof pitch, built-in vents, high-performance durable coatings, 71-inch tall walls, horizontal wall panels, and locking swing doors.



featuring
SHERWIN-WILLIAMS®
Coil Coatings

A logo indicating that Arrow Storage Products utilize Sherwin-Williams Coil Coatings for enhanced durability and finish.

4. ASSEMBLY INSTRUCTIONS (SETUP)

The Arrow Select Shed is designed for do-it-yourself assembly with pre-cut and pre-drilled parts. It is recommended that at least two people participate in the assembly process. Please allocate a minimum of 6 hours for complete assembly.

1. **Preparation:** Clear the assembly area of any debris and ensure a level foundation.
2. **Unpacking:** Carefully unpack all components and verify against the parts list provided in the separate assembly guide.
3. **Base Assembly:** Assemble the base frame first, ensuring it is square and level.
4. **Wall Panel Installation:** Attach the horizontal wall panels to the base frame, following the sequence in the guide.
5. **Roof Structure:** Construct the roof frame and attach the roof panels.
6. **Door Installation:** Install the swing doors and the locking mechanism.
7. **Final Checks:** Ensure all fasteners are tightened and the shed is securely anchored to the ground.



A graphic featuring the text 'DIY' with a drill icon, suggesting the product is suitable for do-it-yourself assembly.

5. OPERATING INSTRUCTIONS

5.1. Door Operation

The shed features wide swing doors for easy access. To open, unlock the door using the provided key and pull the handle. To close, push the doors firmly until they meet, then engage the internal latch mechanism on one door and lock the main handle with the key.



This image focuses on the brushed nickel key lock handle, providing security for the shed's contents. A key is shown inserted into the lock.



An interior shot showing the spring-loaded bolt mechanism that secures the shed doors from the inside, ensuring stability when closed.

5.2. Ventilation

The shed is equipped with gable vents to promote air circulation. These vents are designed to reduce condensation and maintain a more stable internal environment. Ensure they are not obstructed by stored items.



A detailed view of the integrated gable vents located near the roofline, designed to facilitate air circulation within the shed.

6. MAINTENANCE

Regular maintenance will extend the life and appearance of your shed.

- **Cleaning:** Clean the exterior surfaces periodically with mild soap and water. Avoid abrasive cleaners or harsh chemicals that could damage the finish.
- **Inspection:** Annually inspect all fasteners, bolts, and anchors to ensure they are tight and secure. Check for any signs of rust or damage to the steel panels.
- **Lubrication:** Lubricate door hinges and the lock mechanism as needed to ensure smooth operation.
- **Drainage:** Ensure that water drains away from the shed's base to prevent pooling and potential corrosion.

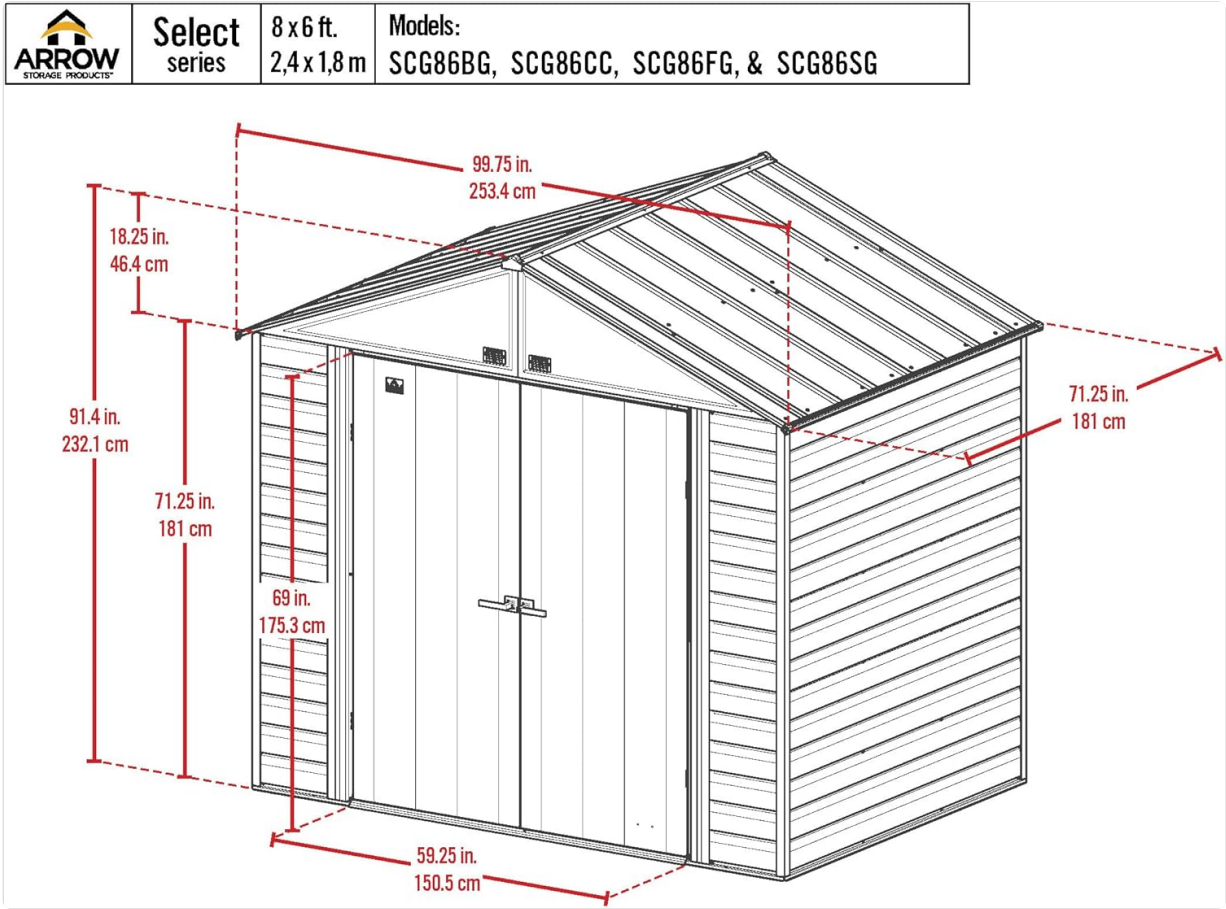
7. TROUBLESHOOTING

This section addresses common issues you might encounter with your storage shed.

- **Doors do not close properly:** Check if the shed is on a level surface. Uneven ground can cause the frame to twist, affecting door alignment. Adjust the base as necessary. Inspect hinges for damage or misalignment.
- **Water leakage:** Ensure all roof and wall panels are correctly overlapped and all screws are tightened. Check for any gaps or damaged seals. Verify that the shed is properly anchored and not shifting.
- **Condensation inside the shed:** Ensure gable vents are clear of obstructions to allow for proper airflow. Avoid storing wet items inside the shed. Consider adding a moisture absorber if the problem persists in humid climates.
- **Rust spots:** While the shed is galvanized and coated, minor scratches can expose the steel. Address rust spots promptly by cleaning the area, lightly sanding, and applying a rust-inhibiting primer and

paint.

8. SPECIFICATIONS



A detailed diagram illustrating the external dimensions of the Arrow Select 8' x 6' storage shed, including width (99.75 in / 253.4 cm), depth (71.25 in / 181 cm), height (91.4 in / 232.1 cm), door width (59.25 in / 150.5 cm), and door height (69 in / 175.3 cm).

Specification	Detail
Brand	Arrow
Model Number	SCG86BG
Color	Blue Grey
Material	Alloy Steel (Galvanized)
Product Dimensions (D x W x H)	71.2" x 99.75" x 91.38"
Storage Area	43 sq. feet
Wall Height	71 inches
Door Width	59.25 inches
Door Style	Lockable Swing Doors
Assembly Required	Yes (2 people, 6+ hours recommended)

Water Resistance Level	Water Resistant
Item Weight	220 pounds

9. WARRANTY AND SUPPORT







Arrow Storage Products offers a 12-year limited warranty for this shed. For any questions, warranty information, or assistance, please contact customer support.



A graphic highlighting the product's 12-year limited warranty and the availability of customer support 7 days a week.

Customer support is available 7 days a week to assist with inquiries, provide warranty details, and offer guidance on online manuals and how-to videos.

Related Documents - SCG86BG

	<p>Arrow Storage Shed Owner's Manual & Assembly Instructions</p> <p>This document provides comprehensive owner's manual and assembly instructions for Arrow Storage Products sheds, including models BW54-A, BWG54, BWW54, YL54, and BWGY54. It details safety precautions, care and maintenance, available accessories, base construction options, anchoring methods, hardware identification, a parts list, and step-by-step assembly guidance. Key contact information and dimensions are also included.</p>
	<p>Arrow Classic 10x14 Storage Shed Owner's Manual & Assembly Guide</p> <p>Comprehensive guide for assembling and maintaining the Arrow Classic 10x14 steel storage shed, including dimensions, safety precautions, parts lists, hardware details, assembly steps, foundation options, and anchoring instructions.</p>
	<p>Arrow 10x10 Storage Shed Assembly Instructions Step-by-Step Guide</p> <p>Comprehensive, step-by-step assembly instructions for the Arrow 10x10 storage shed. Includes parts list, safety guidelines, site preparation, anchoring, and maintenance tips.</p>
	<p>ARROW CPH122007 12' x 20' Storage Shed Owner's Manual & Assembly Guide</p> <p>Comprehensive owner's manual and assembly guide for the ARROW CPH122007 12' x 20' storage shed. Includes safety precautions, tools required, parts list, and step-by-step assembly instructions.</p>
	<p>Arrow Auger Anchor Kit Installation Guide - Model AK4</p> <p>Comprehensive installation guide for the Arrow Auger Anchor Kit (Model AK4), providing step-by-step instructions and diagrams for securely anchoring storage buildings. It covers safety precautions, anchor placement, cable installation, and maintenance.</p>
	<p>ARROW Steel Garage Assembly & Owner's Manual - BGR1210FG, BGR1217FG, BGR1224FG, BGR1231FG</p> <p>Comprehensive assembly guide, safety instructions, and maintenance tips for ARROW Steel Garages (BGR1210FG, BGR1217FG, BGR1224FG, BGR1231FG). Learn how to build and care for your durable outdoor storage solution.</p>



[pdf] User Manual Owner's Manual Dimension Guide Guide Accessories

Owner s Manual Assembly Guide Download Arrow Select Steel Storage Shed 8x6 Charcoal en

SCG86CC SCG86FG SCG86BG SCG86SG manual shelterlogic media asset |||

730750520 01HV Owner s Manual Assembly Guide Gloves must be worn at all times

to reduce risk of injury Register Enregistrer Regstrate ShelterLogic.com/product-

registration Model No. SCG86CC SCG86FG **SCG86BG** SCG86SG 8 x 6 Nominal

Size arrowshed.com Steel Shed Visit our website for compati...

lang:es score:43 filesize: 10.44 M page_count: 36 document date: 2023-11-15



[pdf] User Manual Owner's Manual Dimension Guide Guide Accessories

Arrow SCG86BG Installation Manual 8 ft x 6 Select Galvanized Steel Storage Shed 0268621 14976

46452737 lowes productdocuments d1633ace 75cd 4212 9bf5 07de92b54f4f |||

730750520 01HV Owner s Manual Assembly Guide Gloves must be worn at all times

to reduce risk of injury Register Enregistrer Regstrate ShelterLogic.com/product-

registration Model No. SCG86CC SCG86FG **SCG86BG** SCG86SG 8 x 6 Nominal

Size arrowshed.com Steel Shed Visit our website for compati...

lang:es score:27 filesize: 10.49 M page_count: 36 document date: 2021-10-08



[pdf] User Manual Owner's Manual Dimension Guide Guide Accessories

Owner Manual Arrow Select Steel Storage Shed 8x6 bdb1132 SCG86Arrow

SCG86BGadd7235b82715005ea3614d7de69de01secure img1 ag wfcdn dm document 87e84c4b 34d8

45b1 abf8 1cad7451288 add7235b82715005ea3614d7de69de01 |||

730750520 01HV Owner s Manual Assembly Guide Gloves must be worn at all times

to reduce risk of injury Register Enregistrer Regstrate ShelterLogic.com/product-

registration Model No. SCG86CC SCG86FG **SCG86BG** SCG86SG 8 x 6 Nominal

Size arrowshed.com Steel Shed Visit our website for compati...

lang:es score:19 filesize: 10.49 M page_count: 36 document date: 2021-10-08



[pdf] User Manual Owner's Manual Dimension Guide Guide Accessories

Owner Manual Arrow Select Steel Storage Shed 8x6 bdb1132 SCG86Arrow

SCG86BG458fb87857fdc5f23b14d23373423ee6secure img1 ag wfcdn dm document ca106fdf 3b13 4571

8993 014b882f32da 458fb87857fdc5f23b14d23373423ee6 |||

730750424 01HV Owner s Manual Assembly Guide Gloves must be worn at all times

to reduce risk of injury Register Enregistrer Regstrate ShelterLogic.com/product-

registration Model No. SCG86CC SCG86FG **SCG86BG** 8 x 6 Nominal Size

arrowshed.com Steel Shed Visit our website for compatible acc...

lang:es score:19 filesize: 10.49 M page_count: 36 document date: 2024-04-09

