

Manuals+

[Q & A](#) | [Deep Search](#) | [Upload](#)

manuals.plus /

- › [DOOGEE](#) /
- › [DOOGEE X95 Pro Smartphone User Manual](#)

DOOGEE X95 Pro

DOOGEE X95 Pro Smartphone User Manual

Model: X95 Pro

INTRODUCTION

Welcome to the user manual for your new DOOGEE X95 Pro 4G Smartphone. This guide provides essential information on setting up, operating, maintaining, and troubleshooting your device. The DOOGEE X95 Pro is designed to offer a seamless user experience with its 6.52-inch HD+ waterdrop display, powerful 4350mAh battery, and versatile triple camera system, all running on Android 10.



Image: Front and back view of the DOOGEE X95 Pro Smartphone, showcasing its sleek design and triple camera setup on the rear.

SETUP

1. Unboxing and Initial Inspection

Carefully remove all components from the packaging. Ensure the following items are present:

- DOOGEE X95 Pro Mobile Phone
- Charger (5V / 2A)
- USB Cable
- User Manual (this document)

Inspect the device for any physical damage before proceeding.

2. Inserting SIM Cards and Micro SD Card

The DOOGEE X95 Pro supports dual SIM cards and an external Micro SD card for expanded storage up to 256GB.

1. Locate the SIM card tray on the side of the phone.
2. Use the provided SIM ejector tool to open the tray.
3. Carefully place your Nano-SIM cards and/or Micro SD card into the designated slots. Ensure the gold contacts are facing down.
4. Gently push the tray back into the phone until it clicks into place.

3. Charging the Battery

Before first use, it is recommended to fully charge the phone's 4350mAh battery.

- Connect the USB cable to the phone's Micro USB port.
- Connect the other end of the USB cable to the charger.
- Plug the charger into a power outlet.
- The charging indicator will appear on the screen. The phone supports 5V/2A fast charging.

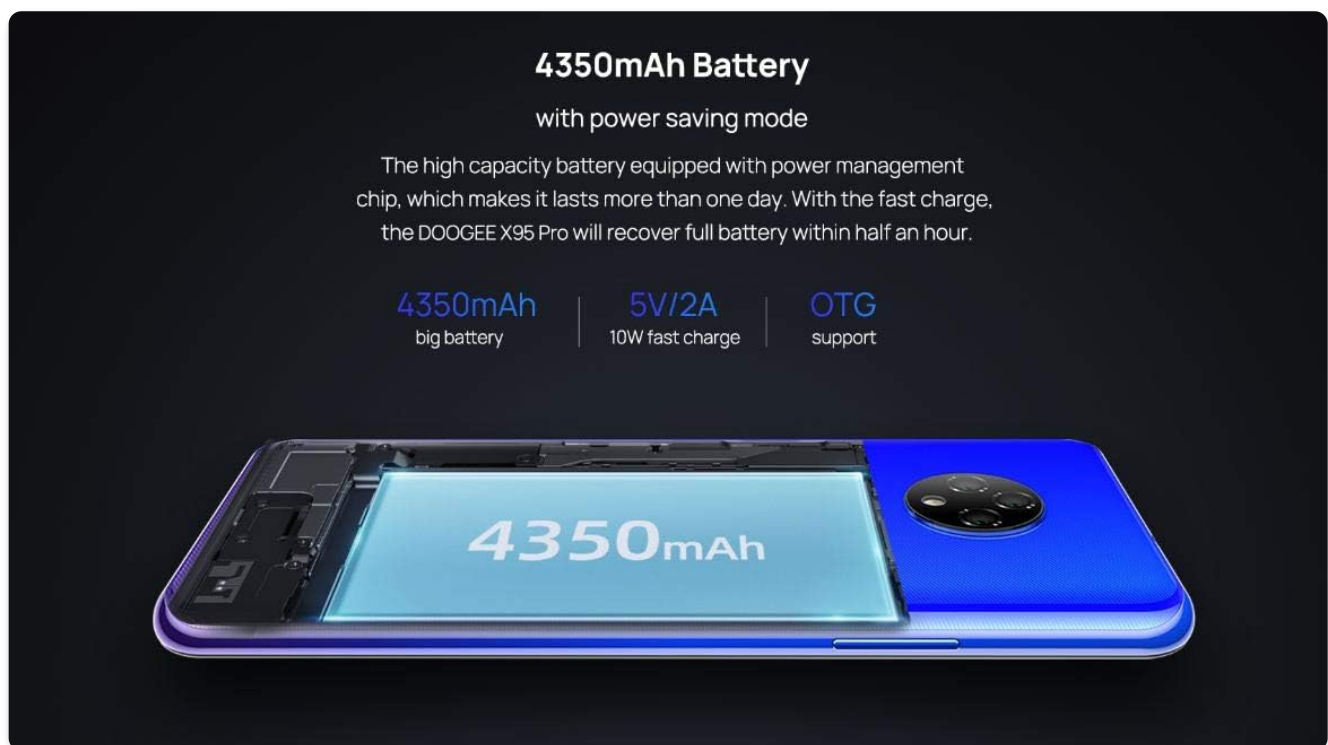


Image: Diagram illustrating the internal 4350mAh battery of the DOOGEE X95 Pro, highlighting its large capacity for extended use.

4. Powering On and Initial Setup

Press and hold the Power button until the DOOGEE logo appears. Follow the on-screen prompts to complete the initial setup:

- Select your language.
- Connect to a Wi-Fi network.
- Sign in with your Google account or create a new one.
- Set up screen lock (PIN, pattern, password, or facial recognition).

OPERATING YOUR DOOGEE X95 PRO

Display and Navigation

The DOOGEE X95 Pro features a 6.52-inch HD+ waterdrop display with a 90% screen-to-body ratio, providing an immersive visual experience.

- **Touch Gestures:** Navigate the interface using standard Android touch gestures such as tap, swipe, pinch-to-zoom.
- **Notifications:** Swipe down from the top of the screen to access the notification panel and quick settings.
- **Home Screen:** Customize your home screen with widgets and app shortcuts.



Image: Close-up view of the DOOGEE X95 Pro's 6.52-inch HD+ waterdrop display, emphasizing its full-screen design and high resolution.

Camera Features

Capture stunning photos and videos with the DOOGEE X95 Pro's triple rear camera system (13MP main, 2MP portrait, 2MP telephoto) and 5MP front camera.

- **Rear Camera:** The 13MP main camera is complemented by 2MP lenses for depth and telephoto, enabling features like bokeh effect and improved night mode.
- **Front Camera:** The 5MP front camera enhances your natural beauty, automatically identifying facial features and smoothing skin tones.
- **Modes:** Explore various camera modes such as Photo, Video, Portrait, Night, and Panorama.

13MP+2MP+2MP Triple Camera

a new super-sensing camera is here

Equipped with 13MP+2MP+2MP triple rear camera, DOOGEE X95 Pro does well in clear photography, bokeh effect. Belongs to your professional modeling your full potential and show your native charm everywhere.



Image: An exploded view diagram of the DOOGEE X95 Pro's triple rear camera system, illustrating its multi-lens configuration.



Image: A visual representation of the DOOGEE X95 Pro's 5MP front camera in action, demonstrating its ability to enhance facial features.

Performance and Storage

The DOOGEE X95 Pro is powered by a MediaTek Helio A20 quad-core 1.8GHz processor, coupled with 4GB of RAM and 32GB of internal storage.

- **Processor:** The Helio A20 ensures smooth performance for daily tasks and light gaming, with optimized power consumption.
- **Memory:** 4GB RAM allows for efficient multitasking and lag-free operation.
- **Storage:** 32GB ROM provides ample space for apps and media. This can be expanded up to 256GB using a Micro SD card.



Image: A detailed view of the MediaTek Helio A20 processor chip, highlighting its role in the phone's performance.

Practical, Fluent and Powerful

beyond your expectation

32GB storage allows users to store more of their photos, videos, music and other files. With the optimised 4GB RAM you can play lag-free games. On top of that a 1.8GHz quad-core processor causes lower power consumption and faster running speed.



Image: A user holding the DOOGEE X95 Pro, demonstrating its capability for gaming and media consumption, emphasizing its practical and powerful performance.

Battery Management

The 4350mAh high-capacity battery is equipped with a power management chip, ensuring more than a day of usage on a single charge.

- **Fast Charging:** The phone supports 5V/2A fast charging, allowing for quick recharges.
- **Power Saving Mode:** Utilize the built-in power saving modes to extend battery life when needed.
- **OTG Support:** The device supports On-The-Go (OTG) functionality, allowing you to connect USB peripherals.

Software and Features

The DOOGEE X95 Pro runs on the latest Android 10 operating system, offering enhanced features and security.

- **Android 10:** Enjoy system-wide dark theme, improved privacy controls, and gesture navigation.
- **Facial Recognition:** Unlock your phone quickly and securely using facial recognition technology.
- **Connectivity:** Supports 4G network, Bluetooth 5.0, Wi-Fi, and GPS for reliable navigation.



Image: An infographic summarizing key features of the DOOGEE X95 Pro, including its display, camera, facial recognition, Android 10, RAM/ROM, and battery capacity.

MAINTENANCE

Proper maintenance ensures the longevity and optimal performance of your DOOGEE X95 Pro.

- **Cleaning:** Use a soft, lint-free cloth to clean the screen and body. Avoid abrasive materials or harsh chemicals.
- **Battery Care:** Avoid extreme temperatures. Do not let the battery completely drain frequently. For long-term storage, charge the battery to about 50%.
- **Software Updates:** Regularly check for and install system updates to ensure your device has the latest features, security patches, and performance improvements. Go to *Settings > System > System update*
- **Storage Management:** Periodically clear cache, delete unnecessary files, and uninstall unused apps to free up storage space and maintain performance.

TROUBLESHOOTING

If you encounter issues with your DOOGEE X95 Pro, refer to the following common solutions.

| Problem | Possible Solution |
|------------------------------------|---|
| Phone does not power on. | Ensure the battery is charged. Connect the charger and wait a few minutes before attempting to power on again. If unresponsive, try holding the Power button for 10-15 seconds for a forced restart. |
| Apps are crashing or freezing. | Clear the app's cache (<i>Settings > Apps & notifications > [App Name] > Storage & cache > Clear cache</i>). Restart the phone. Ensure the app is updated to its latest version. |
| Poor network signal or no service. | Check if SIM card is properly inserted. Restart the phone. Verify network settings (<i>Settings > Network & internet > Mobile network</i>). Contact your service provider if the issue persists. |
| Battery drains quickly. | Reduce screen brightness. Close background apps. Turn off Wi-Fi, Bluetooth, and GPS when not in use. Enable power saving mode. Check battery usage in settings to identify power-hungry apps. |
| Phone is slow or unresponsive. | Clear cache and unnecessary files. Uninstall unused apps. Restart the device. If the issue persists, consider a factory reset (<i>Note: This will erase all data. Back up important information first</i>). |

SPECIFICATIONS

Detailed technical specifications for the DOOGEE X95 Pro Smartphone.

| Feature | Detail |
|------------------------|--|
| Brand | DOOGEE |
| Model Name | DOOGEE X95 Pro |
| Operating System | Android 10.0 |
| Display Size | 6.52 Inches HD+ Waterdrop (Corning Gorilla Glass) |
| Display Resolution | 540 x 1200 pixels |
| Processor | MediaTek Helio A20 (MT6761V/WE (61D)), Quad-core 1.8GHz 12nm |
| GPU | IMG GE8300 550 MHz |
| RAM | 4 GB |
| Internal Storage (ROM) | 32 GB |
| External Storage | Micro SD card up to 256 GB |
| Rear Camera | 13MP + 2MP + 2MP Triple Camera, F2.2, LED Flash |
| Front Camera | 5.0MP, F2.2 |
| Battery | 4350mAh Polymer, 5V/2A Fast Charge |

| Feature | Detail |
|--------------|--|
| Connectivity | 4G (B1/3/7/8/20), 3G (WCDMA: B1/B8), 2G (GSM: 850/900/1800/1900MHz), Wi-Fi, Bluetooth 5.0, GPS, OTG, Micro USB |
| Sensors | G-sensor, Proximity Sensor, Ambient Light Sensor |
| Security | Facial Unlock |
| Dimensions | 167 * 77.4 * 8.9 mm |
| Weight | 189g |
| Color | Blue |

WHAT'S IN THE BOX


The standard package for the DOOGEE X95 Pro includes:

- 1 x DOOGEE X95 Pro Mobile Phone
- 1 x Charger (5V / 2A)
- 1 x USB Cable
- 1 x User Manual

WARRANTY AND SUPPORT

Warranty information for your DOOGEE X95 Pro Smartphone is typically provided with your purchase documentation. Please refer to the warranty card or contact your point of purchase for specific details regarding warranty coverage and terms.

For further technical support or inquiries, please visit the official DOOGEE website or contact their customer service channels.




[DOOGEE Shoot 1 Smartphone Overview and Specifications](#)

A comprehensive overview of the DOOGEE Shoot 1 smartphone, detailing its key specifications, camera features, connectivity options, dimensions, and package contents. Includes essential battery safety warnings.



[DOOGEE N55 Smartphone Specifications and Features](#)

Detailed specifications for the DOOGEE N55 smartphone, including display, camera, processor, battery, connectivity, dimensions, and package contents. Learn about its Android 14 OS, 13MP AI main camera, and 5150mAh battery.



[DOOGEE S40 Smartphone User Manual - Official Guide](#)

Explore the DOOGEE S40 smartphone with this comprehensive user manual. Learn about setup, features like call management, screen locking, battery details, and essential safety guidelines for your DOOGEE S40.



[DOOGEE S96 Pro User Manual - Features, Safety, and Specifications](#)

Comprehensive user manual for the DOOGEE S96 Pro smartphone, covering setup, device features, card installation, safety precautions, regulatory information, frequency bands, and technical specifications.



[DOOGEE S61 / S61 PRO Rugged Industrial Smartphone - Technical Specifications](#)

Explore the detailed technical specifications of the DOOGEE S61 and S61 PRO rugged industrial smartphones. Learn about their Helio G35 processor, 6.0" IPS HD+ display, advanced camera systems (including SONY IMX350), 5180mAh battery, and robust IP68/IP69K/MIL-STD-810H durability.



[DOOGEE M2101K7AG User Manual](#)

Comprehensive user manual for the DOOGEE M2101K7AG mobile phone, covering setup, safety, regulations, and specifications. Find detailed instructions and important information for your DOOGEE device.

