

Bose 858366-1310

Bose SoundLink Revolve+ (Series II) Portable Bluetooth Speaker User Manual

Model: 858366-1310

- Introduction
- What's in the Box
- Setup
- Operating
- Maintenance
- Troubleshooting
- Specifications
- Warranty & Support

1. INTRODUCTION

About Your Speaker

The Bose SoundLink Revolve+ (Series II) is a portable Bluetooth speaker engineered to deliver true 360-degree sound for consistent, uniform coverage. Its design allows for immersive audio experiences, whether placed centrally or near a wall for reflection. The speaker features a durable aluminum body, a flexible fabric handle for portability, and is designed to be water and dust resistant.

Key Features

- 360-Degree Sound:** Provides consistent, uniform audio coverage in all directions.
- Extended Battery Life:** Up to 17 hours of playtime from a rechargeable lithium-ion battery.
- Durable and Portable:** Features a robust aluminum body, flexible handle, and IP55 water and dust resistance.
- Built-in Microphone:** Enables hands-free calls and access to your device's voice assistant.
- Easy Connectivity:** Voice prompts guide Bluetooth pairing; multi-connect allows two devices simultaneously.
- Bose SimpleSync Technology:** Pairs with compatible Bose products for synchronized audio.



Figure 1: Bose SoundLink Revolve+ (Series II) Portable Bluetooth Speaker.

2. WHAT'S IN THE BOX

Carefully unpack your Bose SoundLink Revolve+ (Series II) speaker and ensure all components are present:

- SoundLink Revolve+ II Speaker
- USB power supply
- USB cable (micro-B to USB A)
- AC power adapters (may not be available in all countries)



Figure 2: Front view of the speaker, highlighting the micro-USB charging port.

3. SETUP

Charging the Battery

Before initial use, fully charge your speaker. Connect the micro-B end of the USB cable to the speaker's charging port and the USB-A end to the provided USB power supply. Plug the power supply into a wall outlet. The battery indicator light will show charging status.

Powering On/Off

Press the Power button (⏻) located on the top of the speaker to turn it on or off. A voice prompt will indicate the power status and battery level.

Bluetooth Pairing

1. Turn on your speaker.
2. Press and hold the Bluetooth button (⌵) until the Bluetooth indicator blinks blue. The speaker will announce "Ready to pair."
3. On your mobile device, enable Bluetooth and select "Bose Revolve+ II" from the list of available devices.
4. Once connected, the speaker will announce "Connected to [device name]" and the Bluetooth indicator will glow solid white.

The speaker can remember up to eight paired devices and connect to two devices simultaneously for easy switching.

Bose Connect App

For enhanced control and features, download the Bose Connect app from your device's app store. The app allows you to manage paired devices, unlock features like Party Mode and Stereo Mode, and receive future software updates.



Figure 3: Speaker top controls for power, volume, Bluetooth, and multi-function.

4. OPERATING YOUR SPEAKER

Controls and Indicators

The top panel of your speaker features several control buttons:

- **Power Button** (⏻): Turns the speaker on/off.
- **Volume Up/Down** (+ / -): Adjusts playback volume.
- **Bluetooth Button** (B): Initiates Bluetooth pairing.
- **Multi-function Button** (⏮ ⏪ ⏩ ⏭): Controls playback (play/pause, skip tracks) and manages calls.
- **Auxiliary Input (AUX)**: For connecting devices via a 3.5mm audio cable.

Audio Playback

Once connected via Bluetooth or auxiliary cable, audio from your device will play through the speaker. Use the volume buttons on the speaker or your device to adjust the sound level. The multi-function button can be used for:

- Press once: Play/Pause
- Press twice: Skip to next track
- Press three times: Skip to previous track

Making Calls

The built-in microphone allows you to take calls directly through the speaker. When a call comes in, the speaker will ring. Press the multi-function button once to answer, and again to end the call. Press and hold to decline an incoming call.

Voice Assistant Access

Press and hold the multi-function button to access your device's default voice assistant (e.g., Siri, Google Assistant). You can then speak your commands through the speaker's microphone.

Party Mode & Stereo Mode

Using the Bose Connect app, you can link two SoundLink Revolve speakers to play in Party Mode (simultaneous playback) or Stereo Mode (left/right channel separation for an immersive soundstage).

Bose SimpleSync Technology

Pair your SoundLink Revolve+ II with compatible Bose Smart Family products using Bose SimpleSync technology. Press and hold the Bluetooth button on each device to sync their sound. This allows for synchronized audio playback across multiple Bose devices.



Figure 4: Speaker in use, providing audio in a home setting.

5. MAINTENANCE

Cleaning

To clean the speaker, use a soft, dry cloth. Do not use any solvents, chemicals, or cleaning sprays. Avoid getting moisture into any openings.

Water and Dust Resistance

The SoundLink Revolve+ II has an IP55 rating, meaning it is resistant to water splashes and dust. While it can withstand splashes by the pool or light rain, it is not designed to be submerged in water. Ensure the charging port cover is securely closed when exposed to moisture.

Storage

Store the speaker in a cool, dry place away from extreme temperatures. If storing for an extended period, ensure the battery is partially charged to maintain its health.

6. TROUBLESHOOTING

If you encounter issues with your speaker, refer to the following common solutions:

- **No Power:** Ensure the battery is charged. Connect the speaker to a power source and allow it to charge for a few minutes before attempting to power on.
- **Cannot Pair Bluetooth:** Make sure the speaker is in pairing mode (blinking blue Bluetooth indicator). Check that Bluetooth is enabled on your device and that the speaker is within range (up to 9 meters or 30 feet). Try turning Bluetooth off and on again on your device.
- **No Sound:** Check the volume levels on both the speaker and your connected device. Ensure the correct audio source is selected on your device. If using an auxiliary cable, ensure it is fully inserted into both the speaker and the audio source.
- **Poor Sound Quality:** Move the speaker closer to your Bluetooth device to reduce interference. Avoid placing the speaker near metal objects or other electronic devices that may cause interference.
- **Speaker Not Responding:** Perform a soft reset by pressing and holding the Power button for about 10 seconds until the speaker powers off. Then, power it back on.

For more detailed troubleshooting or persistent issues, please visit the official Bose support website.

7. SPECIFICATIONS

Model Name	SoundLink Revolve + (Series II)
Item Model Number	858366-1310
Speaker Type	Multimedia, Portable Bluetooth Speaker
Connectivity Technology	Bluetooth, Wired (Auxiliary)
Wireless Range	Up to 9 meters (30 feet)
Battery Life	Up to 17 hours
Charging Time	Approximately 4 hours
Water Resistance Level	IP55 (Water Resistant)
Dimensions (H x W x D)	7.25 x 4.13 x 4.13 inches
Item Weight	2 pounds
Included Components	Speaker, USB power supply, USB cable (micro-B to USB A)

8. WARRANTY AND SUPPORT

Limited Warranty






Your Bose SoundLink Revolve+ (Series II) speaker is covered by a limited warranty. Please refer to the warranty card included with your product or visit the official Bose website for specific terms and conditions.

Customer Support

For further assistance, product registration, or to access additional resources, please visit the official Bose support website at www.bose.com/support. You can also find FAQs, software updates, and contact information for customer service.

© 2023 Bose Corporation. All rights reserved.

Related Documents - 858366-1310

	Bose SoundLink Revolve+ Portable Bluetooth Speaker Setup Guide Learn how to set up your Bose SoundLink Revolve+ portable Bluetooth speaker, including language selection, Bluetooth pairing, and using the Bose Connect app. Get status indicator information and battery level details.
	Bose SoundLink Revolve II Quick Start Guide and Setup Learn how to set up and use your Bose SoundLink Revolve II portable Bluetooth speaker, including charging, language selection, and Bluetooth pairing. Download the Bose Connect app for advanced features.
	Bose SoundLink Revolve+ II Portable Bluetooth Speaker Quick Start Guide Concise HTML guide for setting up and using the Bose SoundLink Revolve+ II portable Bluetooth speaker, covering initial setup, language selection, Bluetooth pairing, and status indicators.
	Bose SoundLink Revolve+ II User Manual Comprehensive user manual for the Bose SoundLink Revolve+ II portable Bluetooth speaker, covering setup, operation, troubleshooting, and safety instructions.
	Bose SoundLink Revolve II User Manual and Safety Guide Comprehensive user manual for the Bose SoundLink Revolve II portable Bluetooth speaker, covering setup, operation, safety instructions, troubleshooting, and regulatory information.

