

Manuals+

[Q & A](#) | [Deep Search](#) | [Upload](#)

Manuals.plus /

> [KNZ](#) /

> KNZ GoDuo Buds True Wireless Earbuds Instruction Manual

KNZ GODUOBUDS

KNZ GoDuo Buds True Wireless Earbuds Instruction Manual

Model: GODUOBUDS

INTRODUCTION

Welcome to your KNZ GoDuo Buds True Wireless Earbuds. These earbuds feature dual-dynamic drivers for enhanced audio quality, Bluetooth 5.0 connectivity, and a Qi wireless charging case for convenient power on the go. This manual provides essential information for setting up, operating, and maintaining your earbuds to ensure optimal performance and longevity.

WHAT'S IN THE BOX

Carefully unpack your KNZ GoDuo Buds and ensure all items are present. The package should contain the following:

- KNZ GoDuo Buds True Wireless Earbuds
- Wireless Charging Case
- USB Charging Cable
- 3 Pairs of Ear Tips (Small, Medium, Large)
- User Manual


Video demonstrating the unboxing and contents of the KNZ GoDuo Buds, including the earbuds, charging case, ear tips, and charging cable.

PRODUCT OVERVIEW

Familiarize yourself with the key features of your GoDuo Buds:

HD QUALITY SOUND

Dual dynamic driver covers mid-high range and bass respectively



Dual Dynamic Drivers: An exploded view of the earbud highlights the dual dynamic drivers, designed to deliver rich mid-high range and powerful bass for high-quality sound.

WIRELESS CHARGING CASE

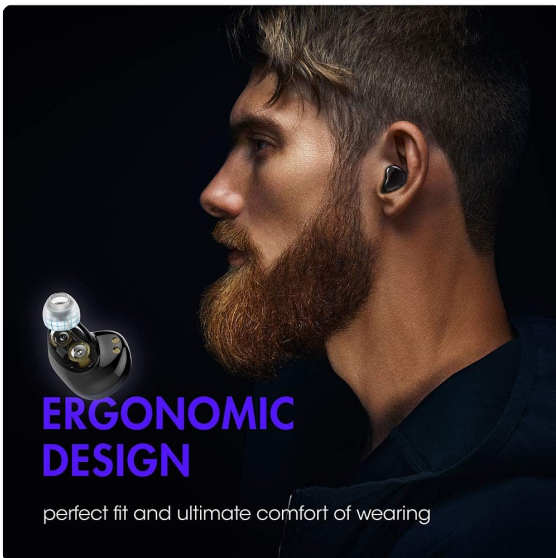
Drop on any Qi wireless charging pad and refuel with the most convenience on the go



Wireless Charging Case: The charging case is shown resting on a Qi wireless charging pad, illustrating the convenience of wireless power replenishment.


ERGONOMIC DESIGN

perfect fit and ultimate comfort of wearing




Ergonomic Design: An earbud is depicted comfortably

seated in a person's ear, emphasizing its ergonomic design for a secure and comfortable fit.



Extended Battery Life: The image shows the charging case with earbuds, detailing the impressive battery life: up to 7 hours for earbuds and up to 30 hours with the charging case for music, and 6 hours for earbuds and 25 hours with the case for talk time.



Bluetooth 5.0 Connectivity: An internal view of an earbud highlights the integrated Bluetooth 5.0 chip, ensuring stable and efficient wireless connection.

SETUP

1. Charging the Earbuds and Case

Before first use, fully charge your GoDuo Buds and their charging case.

- **Using USB Cable:** Connect the provided USB charging cable to the charging port on the case and to a USB power source. The charging time is approximately 2 hours.
- **Using Wireless Charger:** Place the charging case on a Qi-compatible wireless charging pad. The charging time is approximately 4 hours.
- The LED indicators on the case will show charging status. Once fully charged, the indicators will typically turn solid or off.
- Place the earbuds into the charging case. They will begin charging automatically.

2. Pairing with Your Device

1. Ensure the earbuds are charged.
2. Open the charging case. The earbuds will automatically enter pairing mode, indicated by flashing LED lights on the earbuds.
3. On your device (smartphone, tablet, etc.), go to Bluetooth settings and turn Bluetooth on.
4. Search for available devices and select "KNZ GoDuo Buds" from the list.
5. Once connected, the earbud LEDs will stop flashing, and you will hear a confirmation tone.
6. If pairing fails, place the earbuds back in the case, close the lid, wait a few seconds, and repeat the steps.

OPERATING INSTRUCTIONS

Wearing the Earbuds

Choose the ear tips that provide the best seal and comfort for your ears. Insert the earbuds into your ear canals and gently twist them to secure a snug fit. A proper fit is crucial for optimal sound quality and noise isolation.

Basic Controls

The GoDuo Buds feature touch controls for various functions:

- **Play/Pause Music:** Single tap on either earbud.
- **Next Track:** Double tap on the right earbud.
- **Previous Track:** Double tap on the left earbud.
- **Answer/End Call:** Single tap on either earbud.
- **Reject Call:** Press and hold either earbud for 2 seconds.
- **Activate Voice Assistant:** Triple tap on either earbud.

Power On/Off

- **Power On:** Open the charging case, or press and hold the touch area on both earbuds for 3 seconds.
- **Power Off:** Place the earbuds back into the charging case and close the lid, or press and hold the touch area on both earbuds for 5 seconds.

MAINTENANCE

To ensure the longevity and performance of your KNZ GoDuo Buds, follow these maintenance guidelines:

- **Cleaning:** Regularly clean the earbuds and charging case with a soft, dry, lint-free cloth. Do not use harsh chemicals or abrasive materials.
- **Ear Tips:** Remove ear tips and clean them with mild soap and water if necessary. Ensure they are completely dry before reattaching.
- **Charging Contacts:** Gently clean the charging contacts on both the earbuds and inside the case

with a dry cotton swab to prevent charging issues.

- **Storage:** When not in use, store the earbuds in their charging case to protect them from dust and damage.
- **Water Resistance:** The earbuds are water resistant. Avoid submerging them in water or exposing them to excessive moisture for prolonged periods. Dry them thoroughly if they get wet.

TROUBLESHOOTING

If you encounter issues with your GoDuo Buds, try the following solutions:

- **Earbuds not pairing:** Ensure both earbuds are charged. Place them back in the case, close the lid, then open it again to re-enter pairing mode. Make sure Bluetooth is enabled on your device and select "KNZ GoDuo Buds".
- **Only one earbud working:** Try resetting the earbuds. Place both earbuds in the charging case, close the lid, then open it. If the issue persists, try unpairing from your device and re-pairing.
- **No sound or low volume:** Check the volume level on both your device and the earbuds. Ensure the earbuds are properly seated in your ears and that the ear tips provide a good seal.
- **Charging issues:** Clean the charging contacts on the earbuds and case. Ensure the USB cable is securely connected or the wireless charging pad is functioning correctly.
- **Intermittent connection:** Ensure your device is within the Bluetooth range (up to 10 meters) and there are no significant obstructions between the earbuds and your device.

SPECIFICATIONS

Feature	Detail
Brand	KNZ
Model Number	GODUOBUDS-GM
Connectivity Technology	Bluetooth
Wireless Communication Technology	5.0
Bluetooth Range	10 Meters
Audio Driver Type	Dynamic Driver
Battery Life (Earbuds)	7 Hours
Charging Time (USB)	2 Hours
Charging Time (Wireless)	4 Hours
Water Resistance Level	Water Resistant
Control Type	Call Control
Item Weight	2 Ounces

Feature	Detail
Product Dimensions	2.8 x 1.4 x 1.3 inches
Material	Aluminum
Earpiece Shape	Rounded Tip
Special Feature	Lightweight, Water Resistant, Wireless Charging, immersive sound, stereo talk

WARRANTY AND SUPPORT

For warranty information or technical support, please refer to the official KNZ website or contact their customer service directly. Keep your purchase receipt as proof of purchase.

For further assistance, visit: [KNZ Store on Amazon](#)