

Cecotec RitualCare 1000 Ceramic 2in1

Cecotec Bamba RitualCare 1000 Ceramic 2in1 Hair Straightener User Manual

Model: RitualCare 1000 Ceramic 2in1

1. INTRODUCTION

Thank you for choosing the Cecotec Bamba RitualCare 1000 Ceramic 2in1 Hair Straightener. This device is designed for both straightening and curling hair, featuring ceramic plates with Keratin and Argan oil coating for enhanced hair care. Please read this manual thoroughly before use to ensure safe and effective operation.

2. SAFETY INFORMATION

WARNING: To reduce the risk of burns, electrocution, fire, or injury to persons:

- **Burn Hazard:** Surfaces become extremely hot during use. Avoid direct contact with skin, especially the scalp, ears, and neck.
- **Electric Shock Hazard:** Keep away from water. Do not use this appliance near bathtubs, showers, basins, or other vessels containing water. Never immerse the appliance in water or any other liquid.
- **Fire Hazard:** Unplug the appliance immediately after use and when not in use. Do not leave the appliance unattended when plugged in.
- **Children:** This appliance is not intended for use by persons (including children) with reduced physical, sensory, or mental capabilities, or lack of experience and knowledge, unless they have been given supervision or instruction concerning use of the appliance by a person responsible for their safety. Keep out of reach of children.
- Ensure the voltage indicated on the appliance corresponds to your local mains voltage before connecting.
- Do not operate the appliance with a damaged cord or plug, or if it malfunctions or has been dropped or damaged.
- Do not wrap the power cord around the appliance.
- Allow the appliance to cool completely before storing.

3. PRODUCT FEATURES

- **2-in-1 Versatile Design:** Allows for both straightening and curling hair, offering multiple styles with professional finishes.
- **Ceramic Plates with Coating:** Features ceramic plates infused with Keratin and Argan oil for softer, shinier hair and reduced damage.
- **Adjustable Temperature:** LED switch for precise temperature control, adjustable from 120 °C to 220 °C to suit different hair types and styling needs.
- **Cool Tip:** Designed with a cool tip for safer handling during styling, preventing accidental burns.
- **Swivel Cord:** Equipped with a 2-meter, 360° swivel cord for flexible and tangle-free use.
- **Heat-Resistant Pouch:** Includes a heat-resistant pouch for convenient storage and portability.

4. SETUP

1. **Unpack:** Carefully remove the hair straightener and all accessories from the packaging.
2. **Inspect:** Check the appliance for any signs of damage. Do not use if damaged.
3. **Placement:** Place the straightener on a heat-resistant, flat surface away from water sources.
4. **Plug In:** Insert the power plug into a suitable electrical outlet.



Figure 1: The Cecotec Bamba RitualCare 1000 Ceramic 2in1 Hair Straightener, its packaging, and the included heat-resistant pouch.

5. OPERATING INSTRUCTIONS

5.1 General Use

1. Ensure your hair is clean, dry, and detangled before use.
2. Plug in the straightener and press the power button to turn it on.
3. Use the temperature control buttons (+/-) to select your desired temperature. The LED indicator will show the selected temperature (120 °C to 220 °C).
4. Allow the straightener to heat up. It will reach the set temperature quickly.
5. Divide your hair into small, manageable sections.
6. For straightening, place a section of hair between the plates, close the plates gently, and glide the straightener slowly and evenly from roots to ends.
7. For curling, place a section of hair between the plates near the roots, rotate the straightener 180 degrees, and gently pull it through the hair, maintaining the rotation.
8. Repeat for all sections of hair.
9. After use, press the power button to turn off the appliance and unplug it from the power outlet.

10. Allow the straightener to cool down completely on a heat-resistant surface before storing.



Figure 2: Demonstrating the use of the straightener for hair styling.



Figure 3: The 2-in-1 design allows for both straightening and curling.

5.2 Temperature Guide

The optimal temperature setting depends on your hair type:

- **120 °C - 160 °C:** For fine, damaged, or chemically treated hair.
- **160 °C - 180 °C:** For normal, easy-to-style hair.
- **180 °C - 220 °C:** For thick, coarse, or very curly hair.



Figure 4: Temperature control buttons and LED display.

6. MAINTENANCE

Proper maintenance ensures the longevity and performance of your hair straightener.

1. **Cleaning:** Ensure the appliance is unplugged and completely cool before cleaning. Wipe the plates and exterior with a soft, damp cloth. Do not use abrasive cleaners or solvents.
2. **Storage:** Store the appliance in its heat-resistant pouch in a dry, safe place, away from children. Do not wrap the power cord tightly around the appliance, as this can damage the cord.
3. **Cord Care:** Regularly check the power cord for any damage. If the cord is damaged, it must be replaced by the manufacturer, its service agent, or similarly qualified persons to avoid a hazard.



Figure 5: Store the straightener in its heat-resistant pouch after use.

7. TROUBLESHOOTING

Problem	Possible Cause	Solution
Appliance does not turn on.	Not plugged in correctly or power outlet is faulty.	Ensure the plug is fully inserted. Test the outlet with another device.
Appliance not heating up.	Power button not pressed or internal fault.	Press the power button. If still not heating, contact customer support.
Hair is not straightening/curling effectively.	Incorrect temperature setting or hair section too large.	Adjust temperature according to hair type. Use smaller hair sections. Ensure hair is completely dry.
Burning smell.	Product residue on plates or hair product burning.	Unplug immediately. Allow to cool and clean plates. Ensure hair is clean and free of excessive product.

8. SPECIFICATIONS

- **Model Name:** RitualCare 1000 Ceramic 2in1
- **Model Number:** 04296
- **Brand:** Cecotec
- **Plate Material:** Ceramic with Keratin and Argan oil coating
- **Temperature Range:** 120 °C - 220 °C
- **Power Source:** Electric Cord
- **Cord Length:** 2 meters
- **Dimensions (L x W x H):** 11.5 x 5.5 x 37 cm
- **Weight:** 580 grams
- **Color:** Black




9. WARRANTY AND SUPPORT

This product comes with a standard manufacturer's warranty. For detailed warranty information, please refer to the warranty card included with your purchase or visit the official Cecotec website. For technical support, troubleshooting assistance, or to inquire about replacement parts, please contact Cecotec customer service through their official channels.

Website: www.cecotec.com

© 2025 Cecotec. All rights reserved.

Related Documents - RitualCare 1000 Ceramic 2in1

	<p>Cecotec Bamba RitualCare 1000 Hair Straightener User Manual</p> <p>User manual for the Cecotec Bamba RitualCare 1000 hair straightener, including both HydraProtect and Titanium 2in1 models. Provides detailed instructions on safety, operation, cleaning, maintenance, technical specifications, and warranty information.</p>
	<p>Cecotec Bamba CeramicCare Supersonic: 6-in-1 Hot-Air Styling Brush Manual</p> <p>Comprehensive user manual for the Cecotec Bamba CeramicCare Supersonic, a 6-in-1 hot-air styling brush. Learn about safety instructions, operation, maintenance, and troubleshooting for this versatile hair styling tool.</p>
	<p>Cecotec Bamba Instantcare Airflow Hair Straightening Brush Manual</p> <p>User manual for the Cecotec Bamba Instantcare Airflow hot-air straightening brush, covering safety instructions, parts, operation, cleaning, troubleshooting, technical specifications, and warranty.</p>

	<p>Cecotec Air Lisse: Guía de Seguridad y Uso del Plancha de Pelo</p> <p>Descubra las instrucciones de seguridad y uso para el plancha de pelo Cecotec Air Lisse, disponible en varios colores. Información esencial para un uso seguro y eficaz.</p>
	<p>Cecotec RitualCare Twerk: Manual de Instrucciones</p> <p>Manual de instrucciones para la plancha de pelo Cecotec RitualCare Twerk. Aprenda a usar, mantener y disfrutar de sus funciones de vibración y calentamiento para un cabello liso y sedoso. Incluye especificaciones técnicas y consejos de seguridad.</p>
	<p>Cecotec Bamba CeramicCare AirGlam Hot Air Brush User Manual</p> <p>Comprehensive user manual for the Cecotec Bamba CeramicCare AirGlam Hot Air Brush, covering safety instructions, parts, operation, cleaning, troubleshooting, technical specifications, and warranty.</p>