

Manuals.plus /

› AZLA /

› AZLA SednaEarfit Crystal for TWS Earbud Tips Instruction Manual

AZLA SednaEarfit Crystal for TWS

AZLA SednaEarfit Crystal for TWS Earbud Tips Instruction Manual

INTRODUCTION

Welcome to the instruction manual for your AZLA SednaEarfit Crystal for TWS earbud tips. These tips are designed to enhance your listening experience by providing a secure fit, improved comfort, and effective noise cancellation for a wide range of True Wireless Stereo (TWS) earbuds.

PRODUCT FEATURES

- Crafted from premium German Liquid Silicone Rubber (LSR) for safety and comfort.
- Engineered for superior noise cancellation based on extensive ear canal analysis.
- Designed for a secure and comfortable fit, suitable for various activities.
- Maintains and improves audio performance.

COMPATIBILITY

AZLA SednaEarfit Crystal for TWS earbud tips are compatible with a broad range of True Wireless Stereo (TWS) earbuds, including but not limited to:

- **Apple:** AirPods Pro 2
- **Shure**
- **Sony:** LinkBuds S, WF-1000XM4, WF-1000XM3, WF-C500, WF-XB700, WF-H800
- **Beats:** Power Beats Pro, Beats Studio Buds, Beats Fit Pro
- **Samsung:** Galaxy Buds 2 Pro, Buds 2, Buds 1, Buds Plus, Buds FE
- **Sennheiser:** Momentum True Wireless 4, MTW3, MTW1, MTW2, CX True Wireless, CX400BT, CX Plus TW, GTW270
- **Skullcandy:** PUSH
- **Jabra:** Elite 85T, Elite 75T
- **JBL:** WAVE100, Streak, WAVE 200, Club Pro Plus, Live Pro 2
- **ANKER:** Liberty 3 Pro, A40, Liberty Air 2, Liberty Air 2 Pro, Life DOT 2 ANC, Life P3


- **Audio-Technica:** CKR7TW, SPORT7TW, ATH-SQ1TW, ATH-TWX9
- **AKG:** N400
- **BRITZ:** BR-TWS202
- **Bang & Olufsen:** E8 SPORT, EQ, EX
- **Belkin:** Soundform True Wireless
- **Bowers & Wilkins:** Pi7, Pi7 S2, Pi5
- **Devialet:** Gemini, Gemini II, Gemini II Opera
- **Denon:** Perl Pro
- **Earfun:** Air
- **Harman Kardon:** Fly TWS
- **Jaybird:** Run
- **Jlab:** Epic Air ANC, Epic Air Sport
- **KEF:** MU3
- **Lypertek:** TEVI, Z3
- **Master & Dynamic:** MW08, MW07
- **Marshsall:** Motif ANC
- **Moondrop:** Necocake
- **Montblanc:** MTB03
- **Noble Audio:** Falcon, Fokus Pro, Noble Fokus Prestige, H-ANC
- **Nuheara:** IQBuds2 MAX
- **Nothing:** Ear 1, Ear 2
- **1More:** Comfobuds Pro, Colorbuds2
- **Oddict:** Twig Pro
- **Phiaton:** Bolt BT700
- **Penton:** PS1
- **Pamu:** Slide
- **Philips:** TAT 4556
- **Sudio:** FEM, TOLV
- **Saramonic:** BH60
- **Taotronics:** Soundliberty 53K
- **Urbanistar:** London
- **Urbanears:** Alby
- **Ultrasone:** Lapis
- **Yamaha:** TW-E7B, TW-E3C, TW-E3B

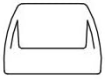
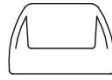
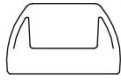
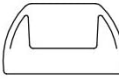
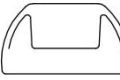
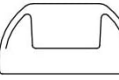
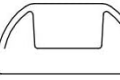

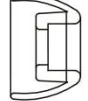


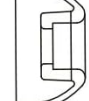
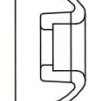

SIZING AND FIT

The AZLA SednaEarfit Crystal for TWS earbud tips are available in multiple sizes to ensure an optimal fit for various ear canal shapes. Choosing the correct size is essential for comfort, sound quality, and noise cancellation.

SednaEarfit Crystal

for TWS



SSS	SS	S	MS	M	ML	L
Ø 9.6	Ø 10.4	Ø 11.2	Ø 11.9	Ø 12.6	Ø 13.3	Ø 14
						
						

This image displays the available sizes: SSS, SS, S, MS, M, ML, and L, along with their respective dimensions. The diameter of the tip varies from 9.6mm (SSS) to 14mm (L). The core diameter is consistent at 3.5mm, and the core length is 4.4mm.



This image provides a detailed view of the SSS, SS, and S sizes, showing their specific dimensions.

How to Choose Your Size

1. **Assess Your Current Ear Tips:** Note the size of the ear tips you currently use comfortably.
2. **Consult the Sizing Chart:** Refer to the provided sizing chart to compare the dimensions of the SednaEarfit Crystal tips with your current tips or your ear canal size.
3. **Experiment (if necessary):** If unsure, start with a size similar to your current tips or slightly smaller. A proper fit should feel snug without causing discomfort, creating a good seal in your ear canal.
4. **Test the Seal:** Once inserted, check for a good seal. You should experience improved bass response and effective noise isolation. If the seal is poor, try a larger size. If there's discomfort or pressure, try a smaller size.

SETUP AND INSTALLATION

Attaching the Earbud Tips

1. **Remove Existing Tips:** Gently twist and pull off the existing earbud tips from your earbud nozzles. Avoid excessive force to prevent damage to the earbud.
2. **Select Correct Size:** Choose the appropriate size of AZLA SednaEarfit Crystal tip based on your comfort and the sizing guide.
3. **Align and Push:** Align the opening of the SednaEarfit Crystal tip with the nozzle of your earbud. Push the tip onto the nozzle firmly until it is securely seated. Ensure the tip is fully attached and not loose.

4. **Verify Security:** Gently tug on the installed tip to confirm it is securely fastened to the earbud.



This image shows a collection of AZLA SednaEarfit Crystal earbud tips, illustrating their design and the variety of sizes available in a set.

OPERATING (USAGE)

Proper Insertion

For optimal sound quality and noise cancellation, insert the earbuds with the SednaEarfit Crystal tips into your ear canals. Gently twist the earbud until a comfortable and secure seal is achieved.

Comfort and Seal

The unique design of the SednaEarfit Crystal tips aims to provide a comfortable fit while maintaining an effective seal. If you experience discomfort or a lack of noise isolation, re-adjust the earbud or consider trying a different tip size.

MAINTENANCE

Cleaning Your Ear Tips

Regular cleaning of your earbud tips is recommended to maintain hygiene and performance.

1. **Remove from Earbuds:** Gently remove the ear tips from your earbuds.
2. **Wash:** Use a mild soap and lukewarm water to gently wash the ear tips. Avoid harsh chemicals or abrasive materials.
3. **Rinse Thoroughly:** Rinse the ear tips thoroughly under clean water to remove all soap residue.
4. **Dry Completely:** Allow the ear tips to air dry completely before reattaching them to your earbuds. Ensure no moisture remains inside the tips or on the earbud nozzles.

TROUBLESHOOTING

Poor Fit or Discomfort

- **Re-evaluate Size:** Refer to the "Sizing and Fit" section. The chosen tip size might be too large or too small for your ear canal.
- **Re-insert:** Try re-inserting the earbud, gently twisting it to find a comfortable and secure position.

Reduced Sound Quality or Bass

- **Check Seal:** A poor seal between the ear tip and your ear canal can lead to reduced bass and overall sound quality. Ensure the tips are properly seated and form a good seal.
- **Clean Tips:** Earwax or debris can obstruct the sound path. Clean the ear tips as described in the "Maintenance" section.

Earbuds Falling Out

- **Verify Size:** The ear tips might be too small, preventing a secure grip in your ear. Try a larger size.
- **Proper Insertion:** Ensure the earbuds are inserted correctly and fully seated in your ear canal.

SPECIFICATIONS

Feature	Detail
Brand	AZLA
Model	SednaEarfit Crystal for TWS
Material	Premium German Liquid Silicone Rubber (LSR)
Color	Black (for this specific variant)
Compatible Devices	Various Earphones (TWS)
Available Sizes	SSS, SS, S, MS, M, ML, L (packaged as SSS/SS/S, S/MS/M, M/ML/L)
Manufacturer	AZLA Inc.

WARRANTY AND SUPPORT

For specific warranty information or product support, please refer to the official AZLA website or contact the retailer from whom the product was purchased. Keep your proof of purchase for any warranty claims.

