

Manuals+

[Q & A](#) | [Deep Search](#) | [Upload](#)

[manuals.plus](#) /

› [Capcom](#) /

› [Resident Evil Village Instruction Manual](#)

Capcom 62000-03

Resident Evil Village Instruction Manual

Official Guide for PlayStation 5

INTRODUCTION

Welcome to the world of Resident Evil Village. This manual provides essential information for setting up, operating, and maintaining your game to ensure an optimal experience on PlayStation 5.

Resident Evil Village is a survival horror game developed by Capcom. It continues the story of Ethan Winters as he searches for his kidnapped daughter in a mysterious, snow-covered village inhabited by terrifying creatures and enigmatic lords.

Key features of the game include:

- **Fan-Service Resident Evil Re:Verse:** To celebrate the 25th anniversary of the series, Resident Evil Village provides access to the free multiplayer experience Resident Evil Re:Verse. In this thank you to all loyal fans, popular Resident Evil characters compete against each other in 4 to 6-player deathmatches in well-known Resident Evil game worlds.
- **New Enemies and Familiar Faces:** As Ethan Winters, players encounter a variety of new enemies inhabiting the enigmatic village and experience every close combat and terrifying chase from a first-person perspective. Chris Redfield, a legendary hero of the Resident Evil series, appears to have sinister motives in Resident Evil Village. Will Ethan escape the nightmare?
- **A Living Village:** The village is more than just a mysterious backdrop for the game's exciting events. Rather, it is a character in its own right with its own secrets that Ethan must uncover and escape, making the eighth installment of the series a top-class survival horror experience. Thanks to the RE Engine in conjunction with the performance of the new console generation, the village and its surroundings appear graphically in unprecedented detail.

SETUP

To begin playing Resident Evil Village, follow these simple steps:

1. Ensure your PlayStation 5 console is properly connected to your display and power source.
2. Insert the Resident Evil Village Blu-ray disc into the disc drive of your PlayStation 5 console.
3. The console will automatically detect the game and begin the installation process. Follow any on-screen prompts.
4. Once installation is complete, select the Resident Evil Village icon from your PlayStation 5 home screen to launch the game.
5. Ensure your console has an active internet connection for any necessary game updates or patches.



Image: The official game cover for Resident Evil Village on PlayStation 5, featuring the main characters and game title.

OPERATING

Resident Evil Village offers an immersive first-person survival horror experience. Here are some general operating guidelines:

- **Controls:** The game utilizes the PlayStation 5 DualSense controller. On-screen tutorials will guide you through

specific actions and button layouts as you progress.

- **Exploration:** Navigate the village and its surrounding areas, interacting with objects and characters to uncover clues and advance the story.
- **Combat:** Engage in intense combat encounters with various enemies. Utilize different weapons and resources found throughout the game.
- **Inventory Management:** Collect items, craft resources, and manage your inventory to survive.
- **Saving Progress:** The game features an auto-save system. Additionally, you can manually save your progress at designated save points within the game world.



Image: A detailed render of Lady Dimitrescu, one of the prominent antagonists in Resident Evil Village.



Image: An exterior view of Castle Dimitrescu, a key location within Resident Evil Village, under a snowy, overcast sky.



Image: The Duke, a merchant character in Resident Evil Village, seated in his opulent, candlelit chamber.

MAINTENANCE

To ensure the longevity of your game disc and optimal performance:

- **Disc Care:** Handle the Blu-ray disc by its edges. Store it in its original case when not in use to prevent scratches and dust accumulation. Clean the disc with a soft, lint-free cloth if necessary, wiping from the center outwards.
- **Console Updates:** Regularly check for and install system software updates for your PlayStation 5 console. These updates often include performance improvements and bug fixes that can enhance your gaming experience.

- **Game Updates:** Ensure your console is connected to the internet to download and install any available game patches or updates for Resident Evil Village. These updates can address bugs, improve stability, and add new content.

TROUBLESHOOTING

If you encounter any issues while playing Resident Evil Village, consider the following troubleshooting steps:

- **Game Not Loading:**
 - Ensure the disc is clean and free of scratches.
 - Restart your PlayStation 5 console.
 - Check if there are any pending system software updates for your console.
- **Game Freezing/Crashing:**
 - Close the game application and restart it.
 - Ensure your console's system software and the game itself are fully updated.
 - If the issue persists, try reinstalling the game.
- **Graphical Glitches:**
 - Ensure your console's system software is up to date.
 - Check your display cable connections.

For more complex issues, refer to the official Capcom support website or the PlayStation support resources.



Image: Chris Redfield, a central character in the Resident Evil series, standing in a dimly lit interior.



Image: A fearsome Lycan creature, one of the primary enemies in Resident Evil Village, wielding a large hammer in a snowy village setting.



Image: A group of distressed villagers huddling together in a dark, rustic interior, appearing fearful.

SPECIFICATIONS

Feature	Detail
Product Dimensions (L x W x H)	17 x 13.5 x 1.3 cm
Weight	80 grams

Release Date	May 7, 2021
ASIN	B08TS9BRTL
Item Model Number	62000-03
Platform	PlayStation 5
Developer	Capcom




WARRANTY AND SUPPORT




For information regarding product warranty, please refer to the official Capcom website or the documentation included with your PlayStation 5 console. Game software typically does not come with a separate hardware warranty. For technical support, gameplay assistance, or to report bugs, please visit the official Capcom support channels:

- Capcom Official Website: [www.capcom.com/support/](#) (Example link, actual link may vary)
- PlayStation Support: [www.playstation.com/support/](#) (Example link, actual link may vary)

Please have your game version and console model number ready when contacting support.

Related Documents - 62000-03

	<p>Marvel vs. Capcom: Clash of Super Heroes - PlayStation Game Manual</p> <p>Official game manual for Marvel vs. Capcom: Clash of Super Heroes on Sony PlayStation, detailing gameplay, controls, special moves, and play modes.</p>
	<p>Marvel vs. Capcom: Clash of Super Heroes - Official Game Manual</p> <p>A comprehensive guide to Marvel vs. Capcom: Clash of Super Heroes for the PlayStation console, detailing game modes, controls, special moves, character move lists, and gameplay mechanics.</p>
	<p>Resident Evil PC Manual: Installation, Controls, and Troubleshooting Guide</p> <p>Comprehensive PC manual for Resident Evil (1996), covering system requirements, installation steps, game controls, character bios, troubleshooting tips, and technical support from CAPCOM and Virgin Interactive Entertainment.</p>

	<p>Street Fighter IV for PlayStation 3 - Official Game Manual</p> <p>Official game manual for Street Fighter IV on PlayStation 3 by Capcom. Provides game controls, character information, game modes, and important safety warnings, including photosensitivity advisories.</p>
	<p>Mega Man X6 Official Game Manual - Capcom (2001)</p> <p>Comprehensive guide to Mega Man X6 for Sony PlayStation, detailing controls, characters, gameplay mechanics, stages, bosses, and tips. Published by Capcom in 2001.</p>
	<p>Robin Hood: Defender of the Crown - Official Game Manual Cinemaware & Capcom</p> <p>Comprehensive game manual for Robin Hood: Defender of the Crown on PlayStation 2. Learn gameplay, controls, strategies, and lore from Cinemaware and Capcom.</p>