

Manuals+

[Q & A](#) | [Deep Search](#) | [Upload](#)

[manuals.plus](#) /

- › [Altec Lansing](#) /
- › [Altec Lansing Baby Boom XL IMW270 Portable Bluetooth Speaker User Manual](#)

Altec Lansing IMW270

Altec Lansing Baby Boom XL IMW270 Portable Bluetooth Speaker

User Instruction Manual

INTRODUCTION

The Altec Lansing Baby Boom XL IMW270 is a compact and durable portable Bluetooth speaker designed for on-the-go audio. This speaker delivers clear sound with deep bass, making it suitable for various environments, including outdoor activities. Its robust construction ensures it is waterproof, snowproof, and floats, providing reliability in diverse conditions. With a long-lasting rechargeable battery and easy Bluetooth connectivity, the Baby Boom XL offers a convenient audio solution.



Front view of the Altec Lansing Baby Boom XL IMW270 Portable Bluetooth Speaker in mint green.

Safety Information

Please read all safety instructions before using this product. Failure to follow these instructions may result in electric shock, fire, or other hazards.

- Do not attempt to disassemble or modify the speaker.
- Keep the speaker away from extreme temperatures, direct sunlight, and heat sources.
- Ensure the charging port cover is securely closed when not charging to maintain water resistance.
- Use only the specified charging cable and power adapter.
- Avoid dropping the speaker from excessive heights, although it is designed to be durable.
- Do not expose the speaker to corrosive liquids.

Package Contents

Verify that all items are present in your package:

- Altec Lansing Baby Boom XL IMW270 Portable Bluetooth Speaker
- USB Charging Cable
- Quick Start Guide (not included in this manual)

Product Overview

Familiarize yourself with the speaker's components and controls.

Front View




The front features the main speaker grille and the Altec Lansing branding.

Top Controls




The top panel includes the Power button and Volume +/- buttons. These buttons also control track skipping when held down.

Rear View and Charging Port



The rear of the speaker features a textured surface for grip. The charging port is located on the underside, protected by a rubber cap.



An integrated carabiner clip is present for easy attachment to bags or other items.

SETUP

Charging the Speaker

Before first use, fully charge your Baby Boom XL speaker. A full charge provides up to 6 hours of playback time.

1. Locate the charging port on the underside of the speaker. It is protected by a rubber cap.
2. Gently pull back the rubber cap to expose the USB charging port.
3. Connect the small end of the provided USB charging cable to the speaker's charging port.
4. Connect the larger end of the USB cable to a USB power source (e.g., computer USB port, wall adapter, power

bank).

5. The LED indicator light will illuminate during charging and turn off when fully charged.
6. Once charging is complete, securely close the rubber cap to maintain water resistance.

Pairing with a Bluetooth Device

Follow these steps to connect your speaker to a Bluetooth-enabled device:

1. Ensure the speaker is charged.
2. Press and hold the **Power button** on the top of the speaker until you hear an audible prompt or see the LED indicator light flash, indicating it's in pairing mode.
3. On your Bluetooth device (smartphone, tablet, laptop), go to the Bluetooth settings.
4. Search for available devices. The speaker will appear as "**Baby Boom XL**".
5. Select "Baby Boom XL" from the list to initiate pairing.
6. Once successfully paired, you will hear a confirmation tone, and the LED indicator light will change (e.g., solid blue).
7. The speaker has a Bluetooth range of up to 100 feet.

OPERATING INSTRUCTIONS

Power On/Off

- To turn **ON**: Press and hold the **Power button**.
- To turn **OFF**: Press and hold the **Power button** again.

Volume Control

- To **increase volume**: Press the **'+' button**.
- To **decrease volume**: Press the **'-' button**.

Music Playback

- To play/pause: Control playback directly from your connected Bluetooth device.
- To skip to the **next track**: Press and hold the **'+' button**.
- To go to the **previous track**: Press and hold the **'-' button**.

Waterproof and Durability Features

The Baby Boom XL is designed for outdoor use and is rated as waterproof and snowproof. It also floats when dropped in water and is built to withstand impacts.



The speaker's waterproof design makes it ideal for poolside use.



Its compact size and durable build allow for easy portability and attachment to gear.

MAINTENANCE

- **Cleaning:** Use a soft, damp cloth to clean the speaker's exterior. Do not use harsh chemicals or abrasive cleaners.
- **Storage:** Store the speaker in a cool, dry place when not in use. Avoid prolonged exposure to direct sunlight or extreme temperatures.
- **Charging Port:** Always ensure the rubber cap covering the charging port is sealed tightly when the speaker is not charging to prevent water ingress.

TROUBLESHOOTING

Problem	Possible Cause	Solution
Speaker does not turn on.	Low battery.	Charge the speaker fully.
Cannot pair with Bluetooth device.	Speaker not in pairing mode; device too far; Bluetooth off on device.	Ensure speaker is in pairing mode. Move device closer. Turn on Bluetooth on your device. Forget and re-pair the device.
No sound or low volume.	Volume too low on speaker or device; speaker not connected.	Increase volume on both speaker and connected device. Ensure speaker is properly paired.
Sound distortion.	Device too far from speaker; interference.	Move device closer to the speaker. Avoid obstacles between speaker and device.

SPECIFICATIONS




Feature	Detail
Model Name	Baby Boom XL IMW270
Brand	Altec Lansing
Speaker Type	Outdoor, Portable Bluetooth Speaker
Connectivity Technology	Bluetooth, USB
Wireless Communication Technology	Bluetooth
Bluetooth Range	Up to 100 Feet
Battery Life	Up to 6 Hours




Feature	Detail
Waterproof Rating	True (Waterproof, Snowproof, Floats)
Control Method	Touch (Buttons)
Color	Mint
Item Weight	8.8 ounces
Manufacturer	Sakar International, Inc.
UPC	649661713456

WARRANTY AND SUPPORT

The Altec Lansing Baby Boom XL IMW270 comes with a Limited Warranty. For specific warranty terms and conditions, please refer to the documentation included with your purchase or visit the official Altec Lansing website. For technical support, troubleshooting assistance, or warranty claims, please contact Altec Lansing customer service. Contact information can typically be found on the manufacturer's website or in your product packaging. As this product is listed as "Renewed," please also refer to the Amazon Renewed Guarantee for details regarding replacement or refund eligibility for pre-owned, refurbished products purchased through Amazon.

Related Documents - IMW270

	<p>Altec Lansing Baby Boom XL Rugged Wireless Speaker IMW270 Quick Start Guide</p> <p>Comprehensive guide for the Altec Lansing Baby Boom XL Rugged Wireless Speaker (IMW270), detailing setup, operation, features like True Wireless Stereo (TWS) mode, charging, and customer support information.</p>
	<p>Altec Lansing Boom Jacket II Rugged Bluetooth Speaker Quick Start Guide</p> <p>Quick start guide for the Altec Lansing Boom Jacket II rugged Bluetooth speaker, covering setup, pairing, features, charging, warranty, and support information.</p>
	<p>Altec Lansing Baby Boom Rugged Bluetooth Speaker Quick Start Guide</p> <p>Get started with your Altec Lansing Baby Boom Rugged Bluetooth Speaker. This guide covers setup, pairing, True Wireless Stereo, charging, safety, and warranty information.</p>

	<p><u>Altec Lansing IMW269 Baby Boom Rugged Bluetooth Speaker Quick Start Guide</u></p> <p>Quick start guide for the Altec Lansing IMW269 Baby Boom Rugged Bluetooth Speaker, covering setup, charging, Bluetooth pairing, music control, and call functions.</p>
	<p><u>Altec Lansing ATP3 Computer Speaker System User Guide and Setup</u></p> <p>Comprehensive user guide for the Altec Lansing ATP3 computer speaker system, covering specifications, setup instructions, safety precautions, and control usage.</p>
	<p><u>Altec Lansing ACS65i Amplified Speaker System User Guide</u></p> <p>User guide for the Altec Lansing ACS65i amplified speaker system. This document provides detailed instructions on setup, operation, safety precautions, specifications, and warranty information for multimedia computer audio applications.</p>

HOJA ANEXA AL MANUAL

MARCA: ALTEC LANSING MODELO: IMW270

ESPECIFICACIONES ELÉCTRICAS:

5 V 500mA

HOJA ANEXA AL MANUAL

HOJA ANEXA AL MANUAL MARCA: ALTEC LANSING MODELO: **IMW270**

ESPECIFICACIONES ELCTRICAS: 5 V 500mA EN MXICO IMPORTADO POR: COPPEL SA DE CV DOMICILIO: REPUBLICA PTE 2855 RECURSOS HIDRULICOS CULIACN ROSALES CULIACN SINALOA 80105 EN ARGENTINA IMPORTADO POR COPPEL S.A. SANTIAGO DEL ESTERO 1571 TIGRE CP 164...

lang:es score:41 filesize: 41.96 K page_count: 1 document date: 0000-00-00

SAFETY DATA SHEET

Sample name : Rechargeable Li-ion Battery
Model No. : SUPER LIFEJACKET JOLT
Consignor : Shenzhen Powercome Electronics Co., Ltd.
Address : Building 10, Shi'ao Second Industrial Zone,
No.8,Langqin Road,Shi'ao, Dalang Village,
Longhua Area, Shenzhen, Guangdong, China

[\[pdf\]](#) Datasheet Safety Datasheet Catalog

Baby Boom XL BT Speaker Royal Blue SDS Altec Lansing IMW270 RYB 021331406521 0021331406521
1005214454 5101ecac c016 4c0e 916e d47b3e077360 images thdstatic catalog Images 51 |||

SAFETY DATA SHEET Sample name : Rechargeable Li-ion Battery Model No. :
SUPER LIFEJACKET JOLT Consignor : Shenzhen Powercome Electronics Co., Ltd.

Address : Building 10, Shi'ao Second Industrial Zone, No.8,Langqin Road,Shi'ao,
Dalang Village, Longhua Area, Shenzhen, Guangdong, China Page 2 ...

lang:en score:16 filesize: 39.35 K page_count: 11 document date: 2020-10-27