

Urbanista Miami

Urbanista Miami Wireless Over-Ear Headphones User Manual

Model: Miami

INTRODUCTION

This manual provides essential instructions for the setup, operation, maintenance, and troubleshooting of your Urbanista Miami Wireless Over-Ear Headphones. Please read this manual thoroughly before using your headphones to ensure optimal performance and longevity.



Image: Urbanista Miami Wireless Over-Ear Headphones in Teal Green. This image displays the full product from a slight angle, highlighting its sleek design and color.

1. SETUP

1.1 Unboxing and Components

Upon opening the package, ensure all components are present:

- Urbanista Miami Wireless Over-Ear Headphones

- Charging Cable (USB-C)
- Audio Cable (3.5mm Jack)
- Flight Adapter
- Hard Travel Case
- User Manual (this document)

1.2 Charging the Headphones

Before first use, fully charge your Urbanista Miami headphones. Connect the USB-C charging cable to the charging port on the headphones and the other end to a USB power source (e.g., computer, wall adapter). The LED indicator will show charging status and turn off when fully charged. A full charge provides approximately 50 hours of playback.

1.3 Bluetooth Pairing

To pair your headphones with a device:

1. Ensure the headphones are powered off.
2. Press and hold the power button for 5-7 seconds until the LED indicator flashes blue and red, indicating pairing mode.
3. On your device (smartphone, tablet, laptop), enable Bluetooth and search for available devices.
4. Select "Urbanista Miami" from the list.
5. Once connected, the LED indicator will show a solid blue light.

The headphones utilize Bluetooth 5.0 for stable and efficient wireless connectivity.



Image: A diagram of the Urbanista Miami headphones highlighting key features such as Bluetooth 5.0 connectivity, voice control compatibility (Siri, Google Now), and up to 50 hours of total playtime.

2. OPERATING INSTRUCTIONS

2.1 Power On/Off

- **Power On:** Press and hold the power button for 3 seconds. The LED will flash blue.
- **Power Off:** Press and hold the power button for 5 seconds. The LED will flash red and then turn off.

2.2 Active Noise Cancellation (ANC) and Ambient Sound Mode

The Urbanista Miami headphones feature Active Noise Cancellation (ANC) to reduce ambient noise and an Ambient Sound Mode to allow important sounds to pass through.

- **Activate ANC:** Press the ANC button once. The LED will turn green.
- **Activate Ambient Sound Mode:** Press the ANC button a second time. The LED will turn purple.
- **Deactivate:** Press the ANC button a third time. The LED will turn off.




Image: A woman wearing the Urbanista Miami headphones, with graphical overlays indicating the Active Noise Cancelling and Ambient Sound features, emphasizing a crisp, immersive audio experience.

2.3 Music Playback and Call Management

Use the multifunction button located on the earcup for controlling audio and calls:

- **Play/Pause:** Press the multifunction button once.
- **Next Track:** Press the multifunction button twice.
- **Previous Track:** Press the multifunction button three times.
- **Answer/End Call:** Press the multifunction button once during an incoming call or an active call.
- **Reject Call:** Press and hold the multifunction button for 2 seconds during an incoming call.

2.4 Volume Control

Adjust the volume using the dedicated volume buttons on the earcup:

- **Volume Up:** Press the '+' button.
- **Volume Down:** Press the '-' button.

2.5 Voice Assistant

Activate your device's voice assistant (Siri, Google Now) by pressing and holding the multifunction button

for 2 seconds.

2.6 On-Ear Detection

The headphones feature integrated on-ear detection. Music playback will automatically pause when you remove the headphones and resume when you put them back on.

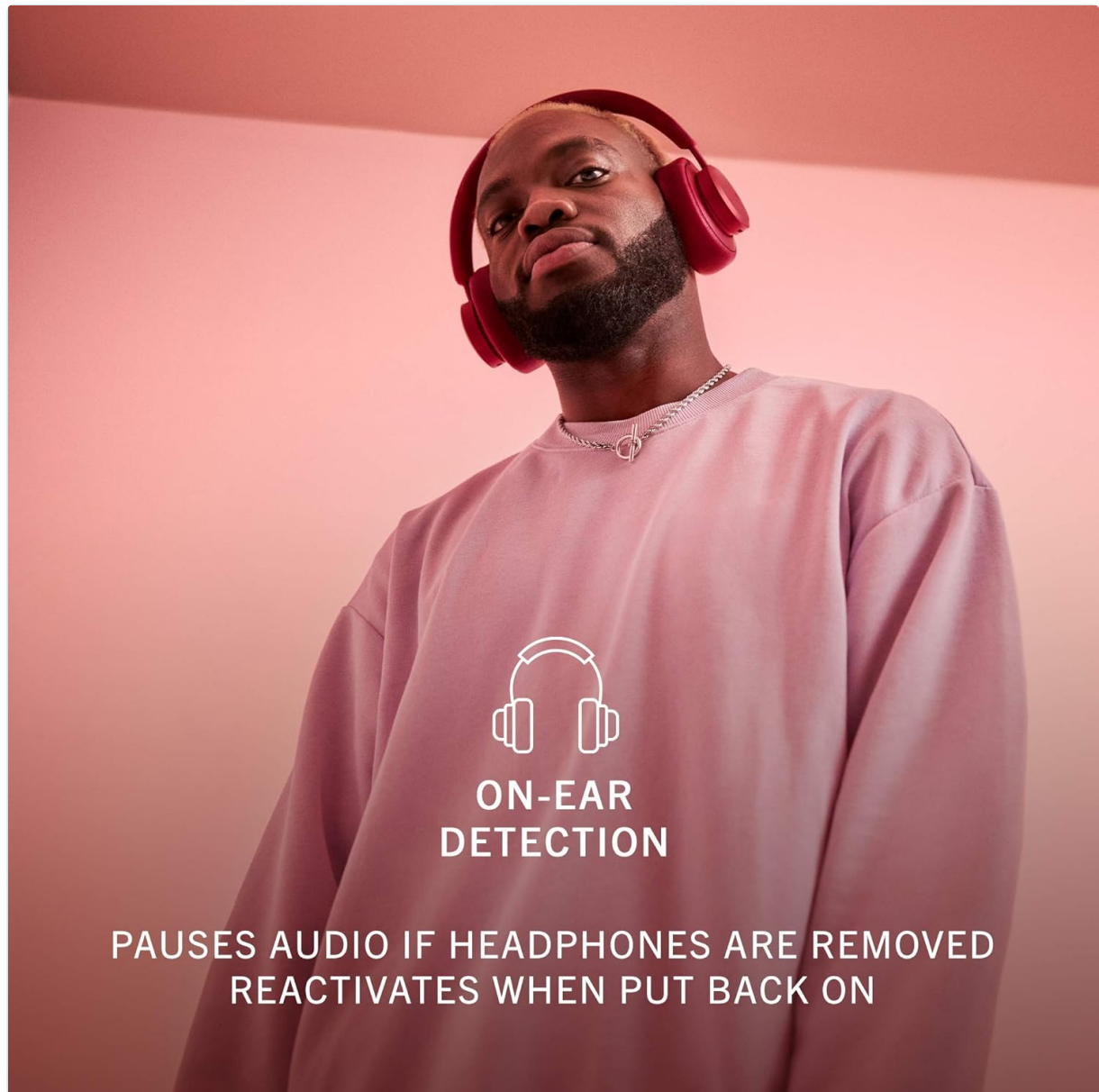


Image: A man wearing the Urbanista Miami headphones, with a graphic indicating the on-ear detection feature, which pauses audio when headphones are removed and reactivates when put back on.

3. MAINTENANCE

3.1 Cleaning

To maintain the condition of your headphones:

- Wipe the earcups and headband with a soft, dry, lint-free cloth.
- Do not use harsh chemicals, cleaning solvents, or strong detergents.
- Avoid getting moisture into any openings.

3.2 Storage

When not in use, store your headphones in the provided hard travel case to protect them from dust,

scratches, and impacts. This also helps organize the charging cable and flight adapter.



Image: The Urbanista Miami hard travel case, designed to store headphones and accessories securely. It is a slim, black zippered case.

3.3 Battery Care

To prolong battery life:

- Avoid fully discharging the battery frequently.
- Store the headphones with a partial charge if not used for extended periods.
- Avoid extreme temperatures.

4. TROUBLESHOOTING

Common Issues and Solutions:

| Problem | Solution |
|-----------------------------|---|
| Headphones do not power on. | Ensure the headphones are charged. Connect to a power source using the USB-C cable. |

| Problem | Solution |
|------------------------------|---|
| Cannot pair with device. | <ul style="list-style-type: none">◦ Ensure headphones are in pairing mode (flashing blue/red LED).◦ Make sure Bluetooth is enabled on your device.◦ Move headphones closer to the device.◦ Forget "Urbanista Miami" from your device's Bluetooth settings and try pairing again. |
| No sound or low volume. | <ul style="list-style-type: none">◦ Check volume levels on both headphones and the connected device.◦ Ensure headphones are properly connected via Bluetooth or 3.5mm audio cable.◦ Re-pair the headphones if using Bluetooth. |
| ANC not working effectively. | <ul style="list-style-type: none">◦ Ensure ANC is activated (green LED).◦ Check that the earcups form a good seal around your ears. |

Frequently Asked Questions (FAQs)

- **Q: Will these headphones work with a Smart TV?**
A: Yes, as long as the TV has Bluetooth, they will function correctly.
- **Q: Can I use the headphones with my computer?**
A: Yes, all Urbanista products can be used with a laptop (MAC/PC).

5. SPECIFICATIONS

| Feature | Detail |
|-------------------------|---|
| Model Name | Miami |
| Connectivity Technology | Wireless (Bluetooth 5.0) |
| Form Factor | Over-Ear (Circum-Aural) |
| Noise Cancellation | Active Noise Cancellation (ANC) |
| Playtime | Up to 50 hours |
| Charging Time | Approximately 2.5 hours (for 50 hours playtime) |
| Frequency Range | 20 Hz - 20,000 Hz |
| Impedance | 32 ohms |
| Weight | 310 Grams |
| Microphone Technology | Unidirectional |
| Special Features | Microphone, Hard Travel Case, On-Ear Detection, Voice Assistant compatibility |

| Feature | Detail |
|------------------------|---------------------------|
| Material | Faux Leather (PU Leather) |
| Water Resistance Level | Not waterproof |

6. WARRANTY AND SUPPORT

6.1 Warranty Information

Urbanista products are covered by a limited warranty against defects in materials and workmanship. The specific terms and duration of your warranty may vary by region and purchase location. Please retain your proof of purchase for warranty claims.

For detailed warranty information, please refer to the official Urbanista website or contact their customer support.

6.2 Customer Support




If you encounter any issues not covered in this manual or require further assistance, please visit the official Urbanista support page or contact their customer service directly. You can often find support contact details on the Urbanista website or within your product packaging.




For more information, visit: [Urbanista Support](#)

© 2025 Urbanista. All rights reserved.

This manual is for informational purposes only. Urbanista reserves the right to make changes to product specifications without prior notice.

Related Documents - Miami

| | |
|---|--|
|  | <p>Urbanista Miami Headphones User Manual</p> <p>User manual for Urbanista Miami wireless headphones, covering Bluetooth pairing, button controls, Active Noise Cancelling, Ambient Sound Mode, and notifications.</p> |
|  | <p>Urbanista Miami Headphones User Manual</p> <p>Comprehensive user manual for the Urbanista Miami headphones, covering pairing, controls, features, notifications, and technical specifications.</p> |
|  | <p>Urbanista Seattle Wireless Headphones - User Guide and Warranty</p> <p>User guide for Urbanista Seattle wireless headphones, detailing features, soft touch controls, Bluetooth connectivity, one-year limited warranty, and important safety instructions.</p> |

| | |
|---|--|
|  | <p>Urbanista Palermo Wireless Earbuds: Quick Start Guide, Specifications, and Safety Information</p> <p>Comprehensive guide for Urbanista Palermo wireless earbuds, including quick start instructions, detailed specifications, multipoint connection, and essential safety and compliance information.</p> |
|  | <p>Urbanista Miami Headphones User Manual</p> <p>Comprehensive user manual for the Urbanista Miami headphones, covering pairing, controls, features, and notifications in multiple languages.</p> |
|  | <p>Urbanista Santiago Active Noise Cancelling Earphones User Manual</p> <p>Get started with your Urbanista Santiago Active Noise Cancelling Earphones. This user manual provides setup instructions, touch controls, charging information, and troubleshooting tips for optimal use.</p> |