

SOWO Portable Bluetooth Speaker

SOWO Wireless Waterproof Bluetooth Speaker User Manual

Model: Portable Bluetooth Speaker

INTRODUCTION

This manual provides comprehensive instructions for the SOWO Wireless Waterproof Bluetooth Speaker. It covers product features, setup, operation, maintenance, and important safety information to ensure optimal performance and longevity of your device.





Figure 1: Front view of the SOWO Wireless Waterproof Bluetooth Speaker.

WHAT'S IN THE BOX

Upon unboxing, please verify that all the following components are included:

- Waterproof Bluetooth Speaker
- Type-C Charge Cable
- AUX in Audio Cable
- Hanging Line
- User Manual (this document)

PRODUCT FEATURES

The SOWO Wireless Waterproof Bluetooth Speaker offers a range of advanced features designed for superior audio experience and durability:

- **INTENSE BASS WITH SUBWOOFER BUILT-IN:** Features advanced DSP technology, woofer bass, and tweeter. BASSBOOM technology enhances bass by 32% for stronger auditory enjoyment.
- **DUAL POWER SUBWOOFER:** Provides an optimal listening experience with two dual power diaphragms, improving total harmonic distortion to less than 0.5%.
- **RICHER TONE:** Equipped with powerful bass stereo audio drivers and two wide passive radiators for excellent sound quality and loud volume output. Bluetooth 5.0 ensures instant pairing.
- **RGB COLORFUL LIGHTS:** The radiator includes cool LED lights with dual 256-level brightness display. Lights can be turned off as needed.
- **EXQUISITE MATERIAL:** Constructed from one-piece injection molding for strength and solidity. The mesh design is aesthetically pleasing and comfortable to touch, perfectly matching the plastic body.
- **IP67 OUTDOOR BLUETOOTH SPEAKER:** Certified IP67 waterproof and dustproof, making it suitable for use in bathrooms, beaches, or outdoors. Compatible with smartphones, computers, laptops.
- **STEREO WIRELESS SPEAKER:** TWS function allows synchronization of two Surgeboom 3 speakers for an incredible 70W (100W peak) powerful sound and double bass, ideal for home theater, parties, and camping.

DEEP BASS AND HIGH RESOLUTION

Powerful bass
from built-in big subwoofer



Figure 2: Illustration of the deep bass and high-resolution audio components.

SETUP AND OPERATION

Powering On/Off

To power on the speaker, long press the power button () for 3 seconds. The indicator lights will illuminate. To power off, long press the power button again for 3 seconds.





SOWO
Model: Soundboom 3
Input: DC 5V/2A
Battery: 7.4V/2500mAh
FCCID: JARCP-028
Made in China

CE
RoHS
FC

019-000336

Figure 3: Rear view of the speaker highlighting the power button and indicator lights.

Bluetooth Pairing

Ensure the speaker is powered on. The Bluetooth indicator light will flash, indicating it's in pairing mode. On your device (smartphone, tablet, etc.), enable Bluetooth and select "Surgeboom 3" from the list of available devices. Once connected, the Bluetooth indicator light will remain solid.

True Wireless Stereo (TWS) Connection

To achieve a stereo sound experience with two SOWO Surgeboom 3 speakers:

1. Turn on both Surgeboom 3 speakers. Ensure they are not currently paired with any other Bluetooth devices.
2. On one of the speakers (this will become the primary speaker), click the interconnect button (↔) once. The sub-speaker's display light will turn orange and stay on, indicating it's ready to connect.
3. Wait approximately 5 seconds for the connection to be successful.
4. Pair your phone's Bluetooth with the primary speaker. Both speakers will now play audio in stereo.

Your browser does not support the video tag.

Video 1: Demonstrates how to connect two SOWO Surgeboom 3 speakers using TWS function and pair with a mobile device.

Disconnecting TWS

To disconnect the TWS pairing between two speakers, simply click the interconnect button (↔) on the primary speaker. The display light will turn green and flash, indicating successful disconnection.

Controlling LED Lights

The speaker features colorful RGB LED lights. To switch between LED modes or turn off the LED lights, double-click the power button ().



Figure 4: Top view of the speaker illustrating the LED light ring.

PRODUCT SPECIFICATIONS

Specification	Value
Brand	SOWO
Model Name	speaker
Speaker Type	Subwoofer
Connectivity Technology	Bluetooth
Special Feature	Waterproof
Recommended Uses For Product	Indoor/Outdoor

Specification	Value
Compatible Devices	Laptop, MP3 Player, Smartphone, Tablet, iPhone
Subwoofer Diameter	3 Inches
Tweeter Diameter	1.5 Inches
Product Dimensions	4.25"D x 4.25"W x 9.8"H
Item Weight	1.59 pounds
Battery Life	12 Hours
Charging Time	2.5 Hours
Maximum Range	39 Feet (Bluetooth)
Water Resistance Level	Waterproof (IP67)
Speaker Maximum Output Power	40 Watts
Frequency Response	20 KHz
Audio Output Mode	Stereo
Material	Plastic
Input Voltage	5 Volts (DC)

Size Reference



Figure 5: Product dimensions and package contents for reference.

MAINTENANCE

To ensure the longevity and optimal performance of your SOWO Wireless Waterproof Bluetooth Speaker, follow these maintenance guidelines:

- **Cleaning:** Use a soft, damp cloth to wipe the exterior of the speaker. Avoid using harsh chemicals or abrasive cleaners, as they may damage the finish.
- **Storage:** When not in use for extended periods, store the speaker in a cool, dry place away from direct sunlight and extreme temperatures.
- **Charging:** Use the provided Type-C charge cable. Avoid overcharging the battery.
- **Water Exposure:** While the speaker is IP67 waterproof, ensure the charging port cover is securely closed before exposing it to water. After exposure to saltwater or chlorinated water, rinse the speaker with fresh water and dry thoroughly.



Figure 6: The speaker's IP67 waterproof rating allows for use in various outdoor environments.

TROUBLESHOOTING

If you encounter issues with your SOWO Wireless Waterproof Bluetooth Speaker, please refer to the following common solutions:

Problem	Possible Solution
Speaker does not power on.	Ensure the battery is charged. Connect the speaker to a power source using the Type-C cable. Long press the power button for 3 seconds.
Cannot pair via Bluetooth.	Ensure the speaker is in pairing mode (flashing Bluetooth indicator). Turn off and on Bluetooth on your device. Move the speaker closer to your device. Ensure no other devices are connected to the speaker.
No sound or low volume.	Check the volume levels on both the speaker and your connected device. Ensure the speaker is properly paired. If using AUX, ensure the cable is fully inserted.
TWS pairing fails.	Ensure both speakers are powered on and not connected to any other Bluetooth devices. Follow the TWS connection steps precisely. Try resetting both speakers by powering them off and on.
LED lights are not working.	Double-click the power button to cycle through LED modes or turn them on/off.

SAFETY INFORMATION

Please read and adhere to the following safety guidelines to prevent damage to the device or personal injury: Most users do not need a license to operate this wireless microphone system. Nevertheless, operating this microphone system without a license is subject to certain restrictions: the system may not cause harmful interference; it must operate at a low power level; and it has no protection from interference received from any other device.

Purchasers should also be aware that the FCC is currently evaluating use of wireless microphone systems, and these rules are subject to change. For more information, call the FCC at 1-888- CALL-FCC (TTY: 1-888-TELL-FCC) or visit the FCC's wireless microphone website at <https://www.fcc.gov/cgb/wirelessmicrophones>.

Important: This speaker contains a Lithium Ion battery. Do not expose the battery to excessive heat, direct sunlight, or dispose of it in fire. Do not attempt to disassemble, repair, or modify the speaker yourself. Refer all servicing to qualified personnel.

WARRANTY AND SUPPORT



Your SOWO Wireless Waterproof Bluetooth Speaker comes with a limited warranty. For detailed warranty information, please refer to the documentation included with your purchase or visit the SOWO official website. For technical support, troubleshooting assistance, or warranty claims, please contact SOWO customer service. You may also find additional resources and FAQs on the [SOWO Store on Amazon](#).




Protection plans are available for extended coverage:

- 2-Year Protection Plan: \$5.99
- 3-Year Protection Plan: \$7.99
- Complete Protect: \$16.99/month (covers all eligible past and future purchases)

For a digital copy of the user guide, please refer to the following link [User Guide \(PDF\)](#)

Related Documents - Portable Bluetooth Speaker

	<p>SOWO Surgeboom 2 Portable Bluetooth Speaker User Manual</p> <p>User guide for the SOWO Surgeboom 2 portable Bluetooth speaker, covering setup, operation, features like TWS pairing, and troubleshooting.</p>
	<p>SOWO Surgeboom 2 Quick Start Guide: IPX7 Waterproof Bluetooth Speaker</p> <p>This guide provides essential information for the SOWO Surgeboom 2 portable Bluetooth speaker, covering setup, features like IPX7 waterproofing and TWS connectivity, specifications, and safety guidelines.</p>

	<p>SOWO Soundwave Mage Portable Speaker User Manual</p> <p>User manual for the SOWO Soundwave Mage wireless portable speaker, detailing its features, setup, operation, and specifications. This IP67 waterproof Bluetooth speaker offers 24-hour playtime and pro sound for various outdoor and indoor activities.</p>
	<p>SOWO Surgeboom 2 User Guide and Specifications</p> <p>Comprehensive guide for the SOWO Surgeboom 2 portable Bluetooth speaker, covering setup, operation, features like TWS pairing and LED light themes, technical specifications, and troubleshooting.</p>
	<p>BS-1013 TWS Portable RGB Bluetooth Speaker - Specifications and Features</p> <p>Detailed specifications and features for the BS-1013 TWS Portable RGB Bluetooth Speaker, including power, battery, connectivity, dimensions, and box contents.</p>
	<p>Portable Bluetooth Speaker Features and Benefits</p> <p>Explore the key features of this portable Bluetooth speaker, including its low-frequency diaphragm for enhanced sound, ultra-long standby time, APP interconnection, Bluetooth 5.4 chip for stable connectivity, sound guide cone design for omnidirectional audio, and portability. Learn about continuous upgrades for IoT functions.</p>