

Bayer 26233AA

Bayer Twin Doll Pram Neo Model 26233AA Instruction Manual

Brand: Bayer | Model: 26233AA

1. INTRODUCTION

This manual provides essential information for the safe and proper assembly, operation, and maintenance of your Bayer Twin Doll Pram Neo. Please read all instructions carefully before use and retain this manual for future reference.

The Bayer Twin Doll Pram Neo is a modern twin doll's pram designed for dolls up to 18 inches. It features flexible sun covers, a height-adjustable handle, and versatile seating configurations. The pram includes an integrated shopping basket for accessories and can be folded for space-saving storage.



Figure 1: Overview of the Bayer Twin Doll Pram Neo.

2. SAFETY INFORMATION

WARNING:

- Not suitable for children under 3 years.
- Contains small parts which may present a choking hazard.
- Adult supervision is recommended during assembly and play.

3. SETUP AND ASSEMBLY

Follow these steps to assemble your Bayer Twin Doll Pram Neo. Refer to the accompanying video for visual guidance.

1. **Unfold the Frame:** Carefully unfold the main pram frame until it locks securely into place.

2. **Attach Rear Wheels:** Insert the rear axle rod through the designated holes at the back of the frame. Securely attach the larger rear wheels to each end of the axle. Ensure they click into place.
3. **Attach Front Wheels:** Attach the smaller front swivel wheels to the front legs of the pram frame. Ensure they are firmly attached and can rotate freely.
4. **Install Seat Units:** Position each seat unit onto the frame's attachment points. Press down firmly until you hear a click, indicating they are securely locked. The seats can be installed facing forward or backward.
5. **Attach Accessories:** The included diaper bag can be attached to the handle of the pram using its straps.

Your browser does not support the video tag.

Video 1: Assembly and feature demonstration of the Bayer Twin Doll Pram Neo.



Figure 2: Child demonstrating the assembled pram.

4. OPERATING INSTRUCTIONS

4.1 Adjusting Handle Height

The pram features a height-adjustable handle to accommodate users of various heights. Locate the adjustment buttons on both sides of the handle. Press these buttons simultaneously and move the handle up or down to the desired height. Release the buttons to lock the handle in place.

4.2 Seat Configuration

The individual seat units offer multiple configuration options:

- **Direction of Travel:** Each seat can be inserted to face forward (in the direction of travel) or backward (towards the child pushing the pram). To change direction, detach the seat unit by pressing the release buttons and reattach it in the desired orientation.
- **Seat Angle:** The seats can be positioned straight (one behind the other) or with an angle, allowing one seat to be lower and the other higher. Adjust the seat's position on the frame to achieve the desired angle.



Figure 3: Example of varied seat configurations.

4.3 Integrated Shopping Basket

A mesh shopping basket is integrated into the pram's frame, providing convenient storage for small items, doll accessories, or other essentials during play.

5. MAINTENANCE

5.1 Cleaning

To clean the fabric parts of the pram, wipe with a damp cloth using mild soap and water. Allow to air dry completely. Do not use harsh chemicals or abrasive cleaners. The removable cover for the bassinet can be gently hand-washed.

5.2 Storage

The twin doll's pram can be disassembled to save space when traveling or for storage. Follow the assembly steps in reverse to detach the seat units and wheels. Store all components in a dry, safe place away from direct sunlight and extreme temperatures.

6. TROUBLESHOOTING

If you encounter any issues with your Bayer Twin Doll Pram Neo, please consider the following:

- **Wheels not turning smoothly:** Check for any debris caught in the wheels or axles. Ensure all wheels are securely attached.
- **Seat units not locking:** Verify that the seat units are correctly aligned with the frame's attachment points and press firmly until they click into place.
- **Handle not adjusting:** Ensure both adjustment buttons are pressed simultaneously and fully released to lock the handle.

For persistent issues, please contact Bayer customer support.

7. SPECIFICATIONS

Feature	Specification
Product Dimensions	16.25 x 6.25 x 25 inches
Item Weight	7.68 pounds
Item Model Number	26233AA
Manufacturer Recommended Age	3 years and up
Release Date	June 5, 2021
Manufacturer	Bayer








Figure 4: Product dimensions.

8. WARRANTY AND SUPPORT

For warranty information or customer support, please refer to the product packaging or contact Bayer directly through their official website or customer service channels. Keep your proof of purchase for any warranty claims.

Related Documents - 26233AA

	<p>MEDRAD® Salient Operation Manual - Bayer</p> <p>Comprehensive operation manual for the MEDRAD® Salient Contrast Injection System by Bayer. Covers installation, operation, safety, maintenance, and troubleshooting for medical professionals.</p>
	<p>Phytohustil Hustenreizstillter Sirup: Gebrauchsinformation & Anwendung</p> <p>Umfassende Gebrauchsinformation für Phytohustil Hustenreizstillter Sirup, ein pflanzliches Mittel gegen trockenen Reizhusten und Halsschmerzen. Enthält Dosierung, Warnhinweise, Nebenwirkungen und Lagerung.</p>
	<p>Contour TS Blood Glucose Monitoring System Quick Reference Guide</p> <p>A quick reference guide for the Bayer Contour TS Blood Glucose Monitoring System, detailing how to insert test strips, get a blood sample, test blood glucose, and interpret error codes and symbols. Includes instructions in both English and Spanish.</p>
	<p>Canesten GYNO Crème: Gebruiksaanwijzingen en Patiëntinformatie</p> <p>Gedetailleerde patiëntinformatie voor Canesten GYNO Crème, een vaginale schimmelinfectiebehandeling met clotrimazol van Bayer. Bevat instructies voor gebruik, bijwerkingen, en bewaaradvies.</p>
	<p>АСПИРИН КОМПЛЕКС 500 mg / 30 mg гранули за перорална суспензия - Кратка характеристика на продукта</p> <p>Кратка характеристика на продукта за АСПИРИН КОМПЛЕКС, лекарство съдържащо ацетилсалицилова киселина и псевдоефедрин хидрохлорид, използвано за симптоматично лечение на назална/синусна конгестия с болка и повишена температура. Включва дозировка, показания, противопоказания, предупреждения, взаимодействия и нежелани реакции.</p>



[ASPIRIN COMPLEX: Patient Information Leaflet - Uses, Dosage, Side Effects, and Warnings](#)

Comprehensive patient information leaflet for ASPIRIN COMPLEX, a medication for cold and flu symptoms. Learn about its uses, dosage, contraindications, warnings, side effects, and storage. Contains acetylsalicylic acid and pseudoephedrine hydrochloride.