



Manuals.plus /

- › **Picture Keeper /**
- › Picture Keeper Connect 256GB USB Stick Instruction Manual

## Picture Keeper Connect 256GB

# Picture Keeper Connect 256GB USB Stick Instruction Manual

Model: Connect 256GB

## 1. INTRODUCTION AND OVERVIEW

The Picture Keeper Connect is a versatile external storage device designed for backing up photos, videos, and contacts from various devices. This 256GB model provides ample space to secure your digital memories without the need for internet or cloud services. It features multiple connectors for broad compatibility across different platforms.



Image: Picture Keeper Connect 256GB USB Stick, silver color, showing its compact design.

## 2. SETUP GUIDE

To begin using your Picture Keeper Connect, follow these steps:

1. **Download the App:** Search for the "Picture Keeper" app on your device's app store (Google Play Store for Android or Apple App Store for iOS). Install the application.
2. **Connect the Device:** Plug the appropriate connector of the Picture Keeper Connect into your smartphone, tablet, or computer. The device supports Lightning (iPhone/iPad), USB-C (iPhone 15/Android/Mac), Micro USB (Old Android Devices), and USB 3.0 (Mac/PC Computers).
3. **Open the App:** Once connected, open the Picture Keeper app. If it's your first time, you may need to create an account or sign in.
4. **Grant Access:** The app will prompt you to grant access to the drive. Confirm this to proceed.

## BATCH SCANNING

Quickly digitize multiple photos at once with Batch Scanning. This **time-saving** feature automatically detects, crops, and saves each image, making it easy to preserve old prints or organize important documents.



Image: Illustration of the Picture Keeper app interface on a phone and laptop, demonstrating quick and effortless backup.

## RETOUCH

**Retouch** makes it easy to smooth skin, remove blemishes, and enhance portraits in seconds. Perfect for selfies or family photos, it helps you achieve a natural, polished look with just a few taps—no advanced editing skills needed.



Image: Four-step visual guide showing how to set up the Picture Keeper Connect: Create Account/Sign In, Select Product, Grant Access, and Start Backup.

### 3. OPERATING INSTRUCTIONS

Once the Picture Keeper Connect is set up, backing up your data is straightforward:

1. **Initiate Backup:** From the app's home screen, tap "Start Backup". The device will automatically begin scanning and saving your photos, videos, and contacts.
2. **Automatic Duplicate Detection:** The Picture Keeper Connect is designed to skip over duplicate files, ensuring efficient use of storage space.
3. **Resume Functionality:** If a backup is interrupted, the device will pick up where it left off during the next session, preventing redundant transfers.
4. **No Internet Required:** All backup operations are performed directly on the device, meaning no Wi-Fi or cellular data connection is needed.

# Features and Benefits

## PHOTO TOOLS

Make fun and useful edits to your photos

## RESTORE

Transfer backed up files to another device

## BACKUP

Customizable backup configuration

- No internet required
- Skips over duplicate photos
- Picks up where the last backup left off
- Restores photos to other computers
- Easily share photos with friends & family
- Backup photos from Facebook and email attachments

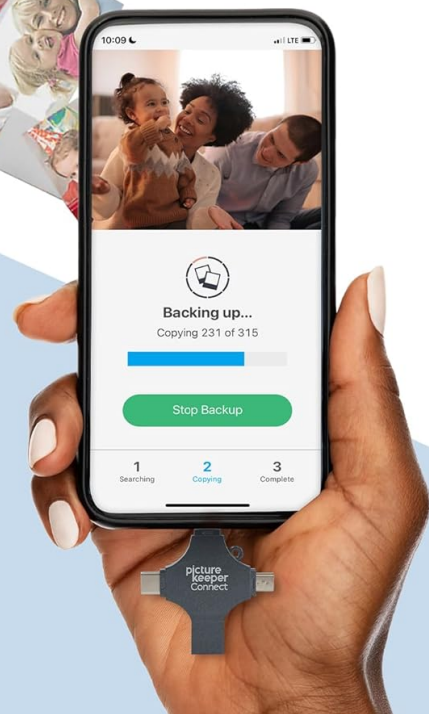



Image: A hand holding the Picture Keeper Connect, highlighting its multiple connector types for different devices.

# Capacity Sizes\*



\*Photo storage capacity differs based on resolution quality and camera/phone models.

Image: A smartphone screen displaying the Picture Keeper app with a progress bar indicating a backup is in progress, showing "Backing up..." and "Copying..." status.

## 4. KEY FEATURES

- **4-in-1 Compatibility:** Equipped with Lightning, USB-C, Micro USB, and USB 3.0 connectors for broad device support.
- **Automatic Backup:** Simplifies the process of saving photos, videos, and contacts with a single tap.
- **Duplicate File Management:** Intelligently identifies and skips duplicate files during backup.
- **AI-Powered Batch Scanning:** Digitizes physical photos quickly and efficiently.
- **Magic Erase:** An in-app feature to remove unwanted objects or distractions from your pictures.
- **Photo Organization:** Helps keep your digital memories neatly arranged.
- **Multi-Device Support:** Compatible with iPhones (iOS 12+), iPads (iOS 12+), Android (5+), Windows (7+), and Mac OS (10.3+).

# 4-in-1 Compatibility

**USB-C**

iPhone 15/Android/MAC

**LIGHTNING**

iPhone/iPad

**USB 3.0**

MAC/PC Computers

**MICRO USB**

Old Android Devices



The ultimate all-in-one solution for backing up photos, videos, and contacts — connects seamlessly to phones, tablets, and computers.

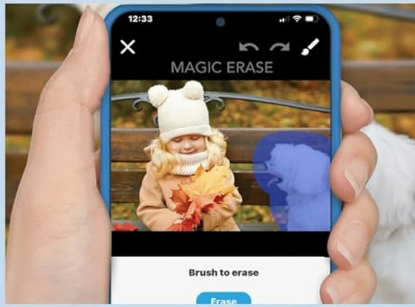
Image: Diagram illustrating the 4-in-1 compatibility of the Picture Keeper Connect, showing USB-C, Lightning, USB 3.0, and Micro USB connectors.

# Powerful New Features




## RETOUCH

Effortlessly lets you remove blemishes, smooth skin, and refine details to create picture-perfect portraits in seconds.



## MAGIC ERASE

Easily remove unwanted objects, people, or distractions from your photos.




## COLORIZE

Give new life to your old black-and-white photos with Colorize!

And much more...

Image: Infographic detailing the features and benefits of Picture Keeper Connect, including Photo Tools, Restore, and Backup capabilities, with a phone displaying the app.

# Easy Steps to Protect your Memories



**1**  
DOWNLOAD

**2**  
OPEN THE APP

**3**  
START BACKUP

Image: Visual examples of powerful new features like Retouch, Magic Erase, and Colorize, demonstrating before-and-after effects on photos.

## 5. MAINTENANCE

To ensure the longevity and optimal performance of your Picture Keeper Connect, consider the following maintenance tips:

- **Safe Removal:** Always safely eject the device from your computer or phone before physically disconnecting it to prevent data corruption.
- **Protect Connectors:** Keep the protective caps on the connectors when not in use to prevent dust and damage.
- **Storage Conditions:** Store the device in a cool, dry place away from extreme temperatures and direct sunlight.
- **Regular Backups:** Perform regular backups to ensure your most recent memories are always secured.

## 6. TROUBLESHOOTING

If you encounter issues with your Picture Keeper Connect, try these common troubleshooting steps:

- **App Not Launching:** Ensure the Picture Keeper app is updated to the latest version. Restart your device and try again.

- **Device Not Recognized:** Check that the Picture Keeper Connect is fully inserted into the correct port on your device. Try a different port or restart your device.
- **Slow Transfer Speeds:** Ensure your device's operating system and the Picture Keeper app are up to date. Large numbers of files or very large files can naturally take longer to transfer.
- **Backup Interrupted:** If a backup stops unexpectedly, simply reconnect the device and restart the app. The device is designed to resume from where it left off.
- **Insufficient Storage:** Verify the remaining storage space on your Picture Keeper Connect. If full, consider transferring existing backups to another storage solution or purchasing a larger capacity device.

## 7. SPECIFICATIONS

Feature	Detail
Brand	Picture Keeper
Model Name	Picture Keeper Connect
Memory Storage Capacity	256 GB
Connectivity Technology	USB
Hardware Connectivity	Lightning, USB 2.0 Micro B, USB Type A, USB Type C
Flash Memory Type	USB
Hardware Platform	Mac, PC
Special Feature	Portable
Write Speed	30 MB/s
Item Weight	2.08 ounces
Package Dimensions	6.18 x 4.17 x 1.02 inches
ASIN	B08TB12CLL
UPC/GTIN	811962031267
Date First Available	January 18, 2021

## 8. WARRANTY AND SUPPORT

For product support, technical assistance, or warranty inquiries, please refer to the official Picture Keeper website or contact their customer service directly. Optional photo and data recovery plans may be available for purchase to provide extended protection for your digital memories.

Always ensure you are using official Picture Keeper support channels for assistance.