

Hunter PHC-1200

Hunter Hydrowise PRO-HC 12-Station WiFi Smart Sprinkler Controller

MODEL: PHC-1200

Introduction

This manual provides essential information for the installation, operation, and maintenance of your Hunter Hydrowise PRO-HC 12-Station WiFi Smart Sprinkler Controller. This advanced irrigation controller is designed to manage up to 12 zones with precision, offering remote access and weather-based scheduling to optimize water usage and maintain landscape health.

Your browser does not support the video tag.

Video Description: An official product guide providing an overview of the Hunter PRO-HC controller's features and capabilities.

Setup

1. Physical Installation

The PRO-HC controller is designed for outdoor installation. Select a suitable location that is protected from direct sunlight and extreme weather conditions, yet allows for easy access to wiring and power.



Image Description: The Hunter Hydrowise PRO-HC controller with its protective door open, revealing the touchscreen interface and a set of keys for the lock.

Mount the controller securely to a wall using appropriate fasteners for your wall type. Ensure the unit is level before tightening the screws.



Image Description: The Hunter Hydrowise PRO-HC controller with its door closed, securely mounted on a wooden exterior wall, showing its weather-resistant design.

2. Wiring Connections

Before making any wiring connections, ensure the power to the controller is disconnected. Connect your zone wires, common wire, and any sensor wires to the designated terminals inside the controller. The PRO-HC supports up to 12 zones.




Image Description: The Hunter Hydrowise PRO-HC controller with its inner panel opened, exposing the various wiring terminals for zones, common, and sensors. Wires are neatly organized.

3. Wi-Fi and App Integration

The PRO-HC controller features built-in Wi-Fi for remote access and smart scheduling. After physical installation and wiring, connect the controller to your local Wi-Fi network using the touchscreen interface. Download the Hydrowise app on your smartphone or access the Hydrowise website from a computer to complete the setup and configure your irrigation schedules.

Your browser does not support the video tag.

Video Description: A short preview video showcasing the Hunter PRO-HC600 Smart WiFi Irrigation Controller, highlighting its design and interface.

Operating the Controller

1. Scheduling

Utilize the Hydrowise app or the controller's touchscreen to create and manage watering schedules. The system

supports multiple programs and start times per zone. Predictive Weather Technology automatically adjusts watering durations based on real-time local weather data, including rainfall, temperature, and humidity, to conserve water.

2. Remote Access

Manage your irrigation system from anywhere using the Hydrowise app on your smartphone or tablet, or through the Hydrowise website on your computer. This allows for real-time adjustments, system monitoring, and receiving alerts.

3. Manual Operation

For immediate watering needs, individual zones can be manually activated directly from the controller's touchscreen or through the Hydrowise app.

Maintenance

Regularly inspect the controller for any visible damage or loose connections. Keep the touchscreen and exterior clean with a soft, damp cloth. The PRO-HC features built-in wire fault detection to alert you to potential electrical issues. Compatibility with the HC Flow Meter allows for real-time leak alerts and proactive system maintenance.

Troubleshooting

- **No Power:** Check the power connection and ensure the outlet is functional. Verify circuit breakers.
- **Wi-Fi Connectivity Issues:** Ensure your Wi-Fi network is active and the controller is within range. Re-enter Wi-Fi credentials if necessary. Refer to the Hydrowise app for network diagnostics.
- **Zone Not Watering:** Check the wiring for the specific zone and common wire. Ensure the zone is enabled in the schedule and not suspended. Verify water supply is on.
- **Incorrect Watering Duration:** Review your schedules in the Hydrowise app. Check for any active weather-based adjustments that might be overriding programmed run times.

Specifications







Feature	Detail
Model Number	PHC-1200
Brand	Hunter
Number of Stations	12
Connectivity	Wi-Fi
Display Type	Touchscreen
Dimensions	3.75 x 7 x 8.6 inches
Item Weight	3.06 pounds
Material	Plastic
UPC	611698295151

Warranty and Support

For warranty information, technical support, and additional resources, please visit the official Hunter Industries

website or contact their customer service. Keep your purchase receipt for warranty claims.

Related Documents - PHC-1200

	<p>Hydrawise Ready Controllers Installation Guide</p> <p>This installation guide provides instructions for installing Hunter HC, HPC, and Pro-HC controllers with Hydrawise connectivity. It covers mounting, power connection, home screen navigation, and using the connection wizard.</p>
	<p>Hunter Pro-HC Irrigation Controller Quick Start Guide</p> <p>A quick start guide for installing and configuring the Hunter Pro-HC Irrigation Controller, including Wi-Fi connectivity and app setup.</p>
	<p>Hunter HC Hydrawise-Ready Controllers Quick Start Guide</p> <p>This quick start guide provides essential installation information for Hunter HC, Pro-C Hydrawise, and Pro-HC Wi-Fi irrigation control systems, designed for efficient water management.</p>
	<p>Hunter Pro-HC Irrigation Controller Quick Start Guide</p> <p>A quick start guide for the Hunter Pro-HC Irrigation Controller, covering installation, power connection, station wiring, sensor/flow meter connection, Wi-Fi setup, and Hydrawise app configuration.</p>
	<p>Hunter HC Irrigation Controller Quick Start Guide Hydrawise Ready</p> <p>Learn how to install, connect, and configure your Hunter HC Irrigation Controller with Hydrawise connectivity. This quick start guide covers Wi-Fi setup, wiring, and app configuration.</p>
	<p>Hydrawise Software/App Owner's Manual</p> <p>A comprehensive owner's manual for the Hydrawise Software/App, detailing irrigation controller functions, offline and online modes, and advanced features.</p>