

DOOGEE S96 Pro

DOOGEE S96 Pro Rugged Smartphone User Manual

Model: S96 Pro

1. INTRODUCTION

This manual provides essential information for the safe and effective use of your DOOGEE S96 Pro Rugged Smartphone. The DOOGEE S96 Pro is designed for durability, featuring a robust construction, advanced camera capabilities including night vision, and a long-lasting battery. Please read this manual thoroughly before operating your device.



Image 1.1: Front and rear view of the DOOGEE S96 Pro Rugged Smartphone, showcasing its robust design and quad-camera setup.

2. WHAT'S IN THE BOX

Upon unboxing your DOOGEE S96 Pro, please ensure all the following items are present:

- DOOGEE S96 Pro Smartphone
- Power Adapter
- SIM Tray Ejector
- Screen Protector (pre-applied or included separately)

- USB Cable
- Earphones
- User Manual (this document)

3. SETUP

3.1. SIM Card Installation

1. Locate the SIM card tray on the side of the device.
2. Insert the SIM tray ejector tool into the small hole next to the tray and press firmly until the tray pops out.
3. Place your Nano-SIM card(s) and/or microSD card into the designated slots on the tray. Ensure correct orientation.
4. Carefully reinsert the tray into the phone until it clicks into place.

3.2. Initial Power On

Press and hold the Power button (usually on the right side of the device) until the DOOGEE logo appears. Follow the on-screen instructions to complete the initial setup, including language selection, Wi-Fi connection, and Google account setup.

4. OPERATING THE DEVICE

4.1. Key Features Overview

DOOGEE S96 Pro



Image 4.1: Diagram highlighting key features of the DOOGEE S96 Pro, including camera specifications, display size, processor, RAM/ROM, battery, and NFC support.

4.2. Camera System

The DOOGEE S96 Pro features a versatile quad-camera system:

- **Samsung 48MP AI Main Camera:** For high-resolution photos in various conditions.
- **Sony 20MP Night Vision Camera:** Equipped with 4 infrared night vision lights for clear images in complete darkness.
- **Samsung 8MP Wide Angle Camera:** Ideal for capturing expansive landscapes or group shots.
- **2MP Macro Camera:** For detailed close-up photography.

Samsung® 48MP AI Quad Camera

Capture Every Moment

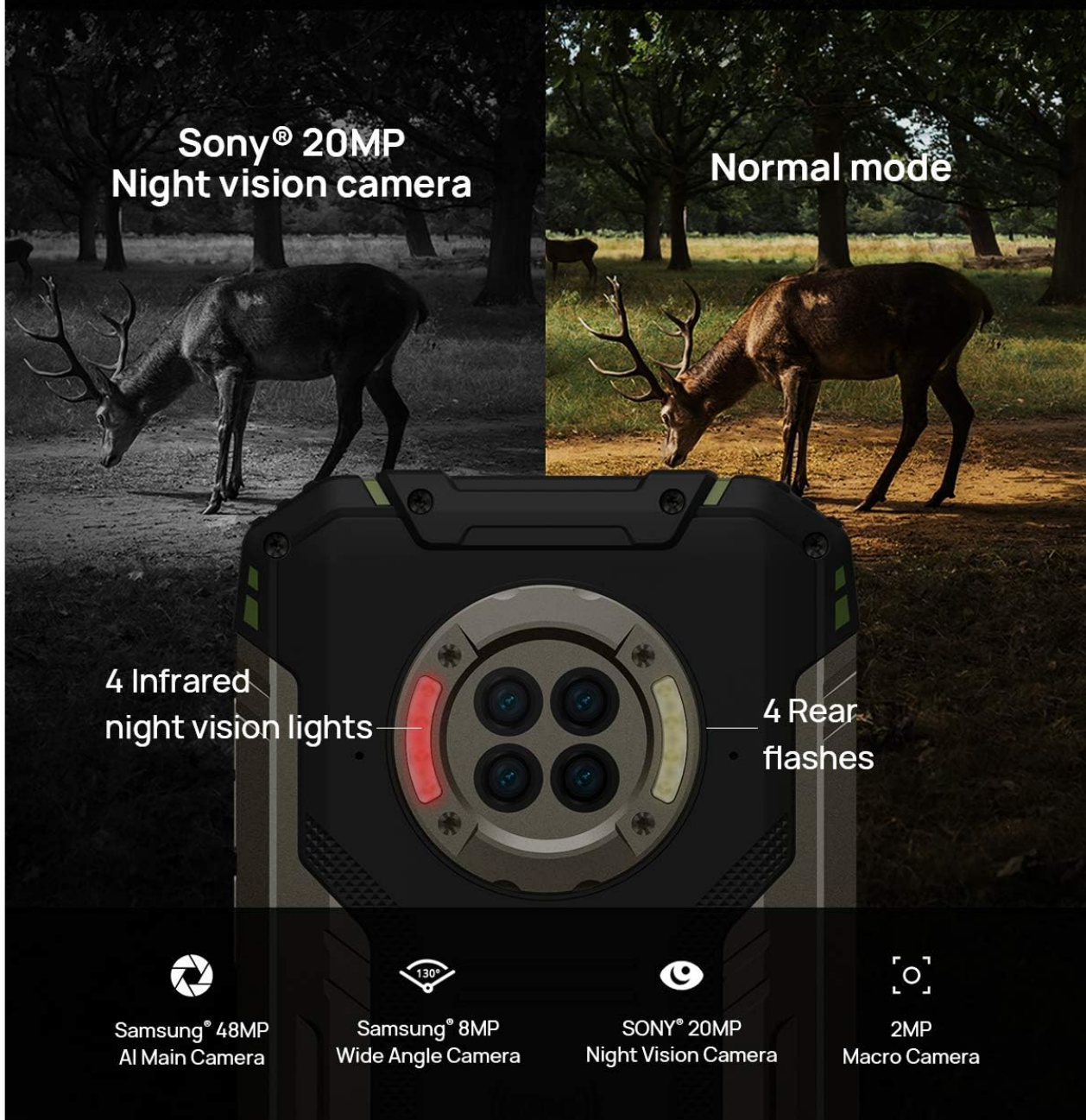


Image 4.2: Demonstration of the DOOGEE S96 Pro's 20MP Sony Night Vision Camera, showing its capability to capture images in low-light conditions compared to normal mode, with details on the 4 infrared night vision lights.

4.3. Rugged Design

The S96 Pro is built to withstand harsh environments, featuring IP68 and IP69K ratings for water and dust resistance, as well as shockproof capabilities.

8GB RAM+128GB ROM Samsung® UFS Memory

You can reject the calling when you play a game.



Gyroscope (Gravity)

Image 4.3: The DOOGEE S96 Pro being exposed to water and dust, illustrating its IP68/IP69K water and dust resistance, and shockproof construction.

Your browser does not support the video tag.

Video 4.1: This video demonstrates the rugged capabilities of the DOOGEE S96 Pro, including its resistance to fire, water, freezing temperatures, being run over by a car, and being washed with a hose, showcasing its durability.

4.4. Battery and Charging

The device is equipped with a 6350mAh battery, supporting 24W fast charging and 10W wireless charging.

The Most Powerful and Intelligent, Ever

CPU Performance

Upgrade +16%



Gaming Performance

Upgrade +8%



Benchmark 8

Upgrade +10%



Compared with the previous generation: Helio G85




Image 4.4: Visual representation of the DOOGEE S96 Pro's 6350mAh battery capacity, highlighting 24W fast charging and 10W wireless charging capabilities.

4.5. Performance

Powered by the MediaTek Helio G90 Octa-Core processor, the S96 Pro offers enhanced CPU and gaming performance. It comes with 8GB RAM and 128GB ROM (Samsung UFS Memory) for smooth multitasking and ample storage.

Massive Capacity

Longer, Safer, Faster



Image 4.5: Close-up of the MediaTek Helio G90 Octa-Core processor, illustrating its performance upgrades compared to previous generations.




Image 4.6: The DOOGEE S96 Pro displaying a game, emphasizing its 8GB RAM and 128GB ROM (Samsung UFS Memory) for a smooth user experience.

4.6. Display and Navigation

The device features a 6.22-inch display protected by Corning Gorilla Glass. It supports NFC for contactless payments (Google Pay) and utilizes 4 Satellite Navigation Systems for accurate positioning.

5. MAINTENANCE

To ensure the longevity and optimal performance of your DOOGEE S96 Pro, follow these maintenance guidelines:

- **Cleaning:** Wipe the device with a soft, damp cloth. For stubborn dirt, especially after exposure to mud or harsh environments, rinse under clean water (ensure all ports are securely closed) and dry thoroughly.
- **Port Protection:** Always ensure the rubber seals covering the charging port and headphone jack are securely closed to maintain water and dust resistance.
- **Screen Care:** While protected by Corning Gorilla Glass, avoid placing the phone with sharp objects to prevent scratches. Use the provided screen protector for added defense.
- **Temperature:** Avoid exposing the device to extreme temperatures (very hot or very cold) for extended periods, as this can affect battery life and internal components.

6. TROUBLESHOOTING

If you encounter issues with your DOOGEE S96 Pro, consider the following common solutions:

6.1. Network and Connectivity Issues

- **No Signal/Limited Connectivity:** Ensure your SIM card is correctly inserted. Check your carrier's network coverage in your area.
- **Carrier Compatibility:** The DOOGEE S96 Pro supports GSM (B2/3/5/8), WCDMA (B1/2/4/5/8), TDD (B38/40), and FDD (B1/2/3/4/5/7/8/12/13/17/18/19/20/25/26/28A/28B/66) bands. It supports US carriers like T-Mobile, Mint Mobile, Ting (GSM), Google Project Fi, H2O Wireless, Lycamobile, and Freedom Pop. It does not support CDMA network carriers such as Sprint, Xfinity, Verizon, and TracFone. Verify your carrier's specific bands for full compatibility.
- **Wi-Fi/Bluetooth:** Try toggling Wi-Fi or Bluetooth off and on. Restart your device.

6.2. Device Performance

- **Slow Performance:** Close unused applications. Clear cache from apps. Restart the device.
- **Battery Drain:** Check battery usage in settings to identify power-hungry apps. Reduce screen brightness. Disable unnecessary features like GPS or Wi-Fi when not in use.

6.3. Screen Unresponsive

- **Restart:** Press and hold the Power button for about 10-15 seconds to force a restart.
- **Clean Screen:** Ensure the screen is clean and dry, especially after exposure to water or dirt.

6.4. Factory Reset

If issues persist, a factory reset may be necessary. This will erase all data on your phone, so ensure you back up important information first. Navigate to **Settings > System > Reset options > Erase all data (factory reset)**.

7. SPECIFICATIONS

Feature	Specification
Model Name	S96 Pro
Operating System	Android 10.0
CPU Model	MediaTek Helio G90 Octa-Core

RAM Memory Installed Size	8 GB
Memory Storage Capacity	128 GB
Screen Size	6.2 Inches
Resolution	720 x 1520
Display Technology	LCD, Corning Gorilla Glass
Main Camera	Samsung 48MP AI Quad Camera
Night Vision Camera	Sony 20MP with 4 Infrared Lights
Front Camera	16MP
Battery Capacity	6350 Milliamp Hours
Charging	24W Fast Charging, 10W Wireless Charging
Water/Dust/Shock Resistance	IP68 / IP69K
Connectivity	Wi-Fi, Cellular (LTE), NFC, GPS
Product Dimensions	6.57 x 3.2 x 0.61 inches
Item Weight	10.9 ounces (310 Grams)
Color	Green

8. WARRANTY AND SUPPORT

For warranty information, technical support, or service inquiries, please refer to the warranty card included with your product or visit the official DOOGEE website. Keep your proof of purchase for warranty claims.