

Amazon Echo Show 10

Amazon Echo Show 10 (3rd Gen) User Manual

Model: Echo Show 10

INTRODUCTION

This manual provides instructions for setting up, operating, and maintaining your Amazon Echo Show 10 (3rd Gen) smart display. Please read this guide thoroughly to ensure proper use and to maximize your device's capabilities.

SETUP

What's Included

- Echo Show 10 device
- Glacier white power adapter (30W) / cable (5 ft.)
- Motion footprint template
- Quick start guide

Placement Guidelines

The Echo Show 10 features a rotating screen. Ensure adequate space around the device for its motion. The device itself measures 9.9"W x 6.7"D. A recommended footprint of 15"W x 10"D is suggested to allow for full rotation without obstruction.

Initial Connection

1. Connect the power adapter to the Echo Show 10 and plug it into a power outlet.
2. The device will power on and guide you through the on-screen setup process.
3. Follow the prompts to connect to your Wi-Fi network. The device supports 802.11 a/b/g/n/ac Wi-Fi networks (Wi-Fi 6 is not supported).
4. The Alexa app is compatible with Fire OS, Android, and iOS devices, and is also accessible via a web browser for further configuration.

Amazon Wi-Fi simple setup is available to streamline the connection process for compatible smart devices.

OPERATION

Voice Control with Alexa

The Echo Show 10 is primarily controlled using voice commands with Alexa. Simply say the wake word "Alexa" followed by your command or question. Alexa speaks English and Spanish.



Image: The Echo Show 10 displaying music content, with icons indicating its capabilities for music, timers, smart home control, information, intercom, and news.

Motion Features

The 10.1" HD screen is designed to move with you, keeping content in view. The device utilizes a brushless motor for +/- 175° rotation. This feature is particularly useful for video calls, recipes, and watching shows.

- **Enabling/Disabling Motion:** You can disable motion by saying "Alexa, disable Motion" or through the Alexa app settings.
- **Motion Range:** During initial setup, you can customize the range of motion. This can also be adjusted in the 'Motion' menu within the device settings.

Camera Functions


The Echo Show 10 includes a 13MP camera with an integrated shutter. The camera features auto-framing and motion tracking to keep you centered during video calls or when taking pictures.

- **Video Calls:** The camera automatically adjusts zoom and framing to keep individuals in view during video calls.
- **Home Monitoring:** Securely access the built-in camera remotely via the Alexa app or other Echo Show devices to monitor your home.
- **Privacy Shutter:** A physical shutter is included to cover the camera when not in use, enhancing privacy.



View multiple camera live feeds simultaneously

Image: The Echo Show 10 screen showing a grid of four live camera feeds, demonstrating its home monitoring capability.




Easily open and close the camera shutter

Image: A close-up view of the Echo Show 10's top edge, highlighting the physical camera shutter mechanism.

Entertainment

The device offers access to various entertainment options, including streaming services and music playback. The 2.1 audio system features two 1.0" tweeters and a 3.0" woofer for premium sound.

- **Video Streaming:** Watch shows and movies from services like Prime Video, Netflix, and Hulu.
- **Music & Podcasts:** Play music and podcasts from Amazon Music, Spotify, and other supported services.
- **Bluetooth Connectivity:** Supports A2DP for audio streaming from mobile devices to the Echo Show 10, or from the Echo Show 10 to a Bluetooth speaker. AVRCP is supported for voice control of connected mobile devices.



Watch your favorite
TV shows and movies

Image: The Echo Show 10 screen showing a "Video Home" interface with icons for Prime Video, Netflix, Hulu, and other streaming services.



Image: The Echo Show 10 displaying music playback with synchronized lyrics on the screen.

Smart Home Integration

The Echo Show 10 includes a built-in smart home hub supporting Zigbee, Sidewalk, and Matter protocols. This allows for direct setup and control of compatible smart home devices without a separate hub.

- **Device Control:** Use voice commands to control lights, adjust thermostats, and view security cameras.
- **Amazon Sidewalk:** This feature uses Echo and Ring devices to securely maintain connectivity for other devices and assist in locating lost items. Sidewalk uses a small portion of your internet bandwidth. It is enabled by default but can be turned off in settings.

Kitchen Companion

Utilize the Echo Show 10 in the kitchen for various tasks:

- Access personalized recipes and follow step-by-step instructions hands-free.
- Set multiple timers for cooking.
- Add items directly to your grocery list.



“Alexa, what should I eat?”

Image: The Echo Show 10 displaying a recipe on its screen, positioned on a kitchen counter.

Digital Photo Frame

Transform your Echo Show 10 into a digital photo frame using Amazon Photos. Share photos with friends and family, and even take new photos directly from the device.

Privacy Features

The Echo Show 10 incorporates multiple privacy controls:

- **Microphone/Camera Off Button:** A physical button to electronically disconnect the microphone and camera.
- **Camera Shutter:** A physical slider to cover the camera lens.
- **Wake Word Technology:** The device only begins recording and sending audio to the cloud after detecting the wake word.
- **Streaming Indicators:** Visual indicators show when audio or video is being streamed.
- **Voice Recording Management:** Ability to view and delete your voice recordings.
- **Disable Motion:** Option to turn off the device's motion tracking.

Accessibility Features

The Echo Show 10 includes various accessibility features. Access these settings via **Settings** → **Accessibility** on your device.

- **Tap to Alexa:** Interact with Alexa via touch using on-screen tiles or a keyboard.
- **Adaptive Listening:** Provides more time to finish speaking before Alexa responds.
- **Preferred Speaking Rate:** Control Alexa’s speaking speed.
- **Alexa Captioning, Call Captioning, Closed Captioning:** Provide text captions for supported content.
- **Show and Tell:** Helps identify products for users who are blind or visually impaired by saying "Alexa, what am I holding."
- **VoiceView Screen Reader:** Provides audio descriptions for screen elements.
- **Screen Magnifier:** Zoom in/out and pan around the screen.
- **Notify When Nearby:** Plays notification sounds when you are detected near the device.
- **Kindle Read Aloud:** Alexa reads Kindle books aloud.
- **Real Time Text:** Enables typing live text during a video call.
- Additional settings include Color Inversion, Color Correction, Request Sound, and more.

MAINTENANCE

To maintain your Echo Show 10, gently wipe the screen and exterior surfaces with a soft, lint-free cloth. Avoid using abrasive cleaners or sprays directly on the device.

TROUBLESHOOTING

Common Issues and Solutions

- **Device Not Responding:** Ensure the device is plugged in and powered on. Try restarting the device by unplugging it for a few seconds and plugging it back in.
- **Wi-Fi Connectivity Issues:** Verify your Wi-Fi network is active and within range. Check your Wi-Fi password. If issues persist, restart your router.
- **Motion Tracking Problems:** Ensure the motion feature is enabled in settings. Check for obstructions around the device. The device may have difficulty tracking in very low light conditions.
- **Audio Problems:** Check the volume level. Ensure the microphone is not muted (indicated by a red light).
- **Camera Not Working:** Ensure the physical camera shutter is open and the camera is not electronically disabled via the mic/camera off button.

For further assistance, refer to the Alexa app or Amazon’s online support resources.

SPECIFICATIONS

Size	9.9" x 9" x 6.7" (251 x 230 x 172mm)
Weight	90.3 oz (2560 g)
Display	10.1" touchscreen, Rotating screen with manual tilt
Camera	13MP + Shutter

Wi-Fi Connectivity	Dual-band, dual-antenna Wi-Fi (MIMO). Supports 802.11a/b/g/n/ac. Does not support Wi-Fi 6 (802.11ax) or ad-hoc networks. Includes 802.15.4 radio for smart home devices.
Bluetooth Connectivity	A2DP support for audio streaming. AVRCP for voice control of connected mobile devices.
Audio	2.1 System: 2 x 1.0" tweeters and a 3.0" woofer
Processor	MediaTek 8183 main processor plus Amazon AZ1 Neural Edge processor
Motion	Brushless Motor +/- 175° rotation
Smart Home Hub	Zigbee + Sidewalk + Matter
Sensor	ALS RGB
Language	Alexa speaks English and Spanish

WARRANTY AND SUPPORT

Warranty Information

The Echo Show 10 includes a 1-year limited warranty and service. Optional 1-year, 2-year, and 3-year extended warranties are available for purchase separately for U.S. customers.

Use of the Echo Show 10 is subject to the terms found on the Amazon website.

Software Security Updates


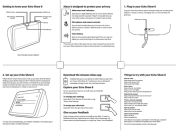


Information regarding software security updates can be found on the Amazon website. Existing Amazon Echo owners can manage their device-specific information via "Manage Your Content and Devices."



© 2023 Amazon. All rights reserved. Amazon, Echo, Alexa, and all related logos are trademarks of Amazon.com, Inc. or its affiliates.

Related Documents - Echo Show 10

	Amazon Echo Show 8 (3rd Gen) Setup and User Guide A comprehensive guide to setting up and using your Amazon Echo Show 8 (3rd Generation), including features, privacy controls, and smart home integration.
	Amazon Echo Show 5 (3rd Gen) Quick Start Guide A concise guide to setting up and using the Amazon Echo Show 5 (3rd Generation), covering device features, light bar indicators, and privacy settings.

	<p>Amazon Echo & Alexa Brand Usage Guidelines for External Partners</p> <p>Official guidelines for external partners on the proper usage of Amazon Echo and Alexa brand assets, including logos, typography, colors, and representation in marketing materials. Ensure brand consistency and integrity.</p>
	<p>Amazon Echo Show 8 (2nd Gen) Quick Start Guide</p> <p>A guide to getting started with your Amazon Echo Show 8 (2nd Gen), covering setup, features, and privacy.</p>
	<p>Amazon Echo Show 8 (3rd Gen) Quick Start Guide</p> <p>A concise guide to setting up and exploring the features of the Amazon Echo Show 8 (3rd Generation), including privacy controls, voice commands, and smart home integration.</p>
	<p>Echo Show 10 (3rd Gen) Quick Start Guide: Setup, Features, and Usage</p> <p>A comprehensive guide to setting up and using your Amazon Echo Show 10 (3rd Generation). Learn about its features, privacy controls, placement, and voice commands.</p>