

BUGANI M99-TWS

BUGANI M99 TWS Portable Bluetooth Speaker

INSTRUCTION MANUAL

Model: M99-TWS | Brand: BUGANI

Introduction

Thank you for choosing the BUGANI M99 TWS Portable Bluetooth Speaker. This manual provides essential information for setting up, operating, and maintaining your speaker to ensure optimal performance and longevity. Please read it thoroughly before use.



Image: Two BUGANI M99 TWS Portable Bluetooth Speakers, highlighting their robust and waterproof design.

What's Included

- 2 x BUGANI M99 TWS Portable Bluetooth Speakers
- 2 x USB Type-C Charging Cables
- 2 x AUX Cables
- 1 x User Manual

Product Features

- **True Wireless Stereo (TWS) Pairing:** Connect two M99 speakers for an immersive stereo audio experience.
- **Extended Battery Life:** Up to 24 hours of playtime on a full charge via Type-C.
- **Advanced Bluetooth 5.0:** Provides a stable connection up to 100 feet away with minimal interference.
- **IPX5 Waterproof Rating:** Designed to withstand splashes and light rain, suitable for various environments.
- **Built-in Microphone:** Enables hands-free calling.
- **Durable Design:** Rugged construction with silicone material protection and a high-end metal grid.

- **Versatile Connectivity:** Supports wireless Bluetooth, AUX-in, and TF card playback.

Setup Instructions

1. Charging the Speaker

Before first use, fully charge your BUGANI M99 speaker using the provided Type-C charging cable. The charging port is located on the side, protected by a rubber flap.



Image: AUX-in and Charging Port on the BUGANI M99 Speaker.

2. Bluetooth Connection

1. Power on the speaker by pressing and holding the power button. The speaker will enter Bluetooth pairing mode, indicated by a flashing white light.
2. On your device (smartphone, tablet, etc.), enable Bluetooth and search for 'BUGANI M99' in the list of available devices.
3. Select 'BUGANI M99' to connect. Once connected, the white light on the speaker will become solid.



Image: Bluetooth 5.0 Connection to BUGANI M99 Speakers.

3. True Wireless Stereo (TWS) Pairing

To pair two BUGANI M99 speakers for stereo sound:

1. Ensure both speakers are powered off and not connected to any device.
2. Power on both speakers. The white lights on both speakers will flash, indicating they are in pairing mode.
3. On **one** of the speakers, rapidly press the Play/Pause button twice.
4. One speaker's light will remain steady, while the other will continue to flash. This indicates successful TWS pairing between the two speakers.
5. Now, connect your device to the speaker with the flashing white light (this will be the primary speaker) via Bluetooth as described in step 2.

TWS BLUETOOTH

Wireless Connection



Image: TWS Bluetooth Wireless Connection for two BUGANI M99 Speakers.

4. AUX-in Connection

For wired audio playback, connect an AUX cable from your audio source to the AUX-in port on the speaker. The speaker will automatically switch to AUX mode.

Operating Instructions

Speaker Controls



Image: Control Buttons on the BUGANI M99 Speaker.

- **Power Button:** Press and hold to turn on/off.
- **Play/Pause Button:** Press once to play or pause music. Double press for TWS pairing.
- **Volume + Button:** Press to increase volume.
- **Volume - Button:** Press to decrease volume.
- **Next Track Button:** Press to skip to the next track.
- **Previous Track Button:** Press to go to the previous track.

Hands-Free Calling

When connected via Bluetooth, the built-in microphone allows you to answer and make calls directly through the speaker. Use the Play/Pause button to answer or end calls.




Image: Hands-Free Call Functionality.

Maintenance

The BUGANI M99 speaker features an IPX5 waterproof rating, making it resistant to splashes and light rain. To maintain its performance and durability:

- Ensure the rubber flap covering the charging and AUX ports is securely closed when not in use, especially in wet environments.
- Avoid submerging the speaker in water.
- Clean the speaker with a soft, damp cloth. Do not use harsh chemicals or abrasive cleaners.
- Store the speaker in a cool, dry place when not in use.



Image: IPX5 Waterproof Feature.

Specifications







Feature	Detail
Model Name	M99-TWS
Speaker Type	Portable Bluetooth Speaker, Outdoor Speaker
Bluetooth Version	5.0
Wireless Range	Up to 100 Feet
Waterproof Rating	IPX5
Battery Life	Up to 24 Hours (at 50% volume)
Charging Port	Type-C
Output Power	16 Watts (per speaker)
Speaker Size	6.5 Inches
Product Dimensions	16.73"D x 9.61"W x 11.93"H
Item Weight	3.48 pounds

Warranty and Support

BUGANI is committed to your satisfaction. Your M99 TWS Portable Bluetooth Speakers come with lifetime customer service. For any inquiries or concerns, please contact our support team. We are ready to provide premium support and ensure your experience with the M99 is exceptional.



Related Documents - M99-TWS

	<p>BUGANI M83 IPX5 Waterproof Wireless Speaker User Manual Features, Specs, Pairing Guide</p> <p>User manual for the BUGANI M83 IPX5 Waterproof Wireless Speaker. Learn about product features, specifications, pairing, TWS connection, care, and warranty.</p>
	<p>BUGANI E8 Wireless Headphone User Manual</p> <p>User manual for the BUGANI E8 Wireless Headphone, covering features, specifications, pairing, guidance, care, warranty, and FCC compliance.</p>
	<p>BUGANI M99 Wireless Speaker User Manual - Features, Specs, and Warranty</p> <p>Comprehensive user manual for the BUGANI M99 Wireless Speaker. Learn about product features, technical specifications, guidance, care, maintenance, limited warranty, and FCC compliance.</p>
	<p>Bugani Brief Pro Quick Start Guide</p> <p>A quick start guide for the Bugani Brief Pro real jazz music speaker, covering charging, power, Bluetooth connection, TWS mode, AUX input, button controls, and reset.</p>
	<p>BUGANI BOOST MAX Portable Bluetooth Speaker Quick Start Guide</p> <p>Concise quick start guide for the BUGANI BOOST MAX portable Bluetooth speaker, covering charging, power, Bluetooth pairing, TWS mode, inputs, and button controls.</p>
	<p>BUGANI Free B10 Open-Ear Headphone User Manual</p> <p>User manual for the BUGANI Free B10 Open-Ear Wireless Headphones, covering product overview, power, charging, pairing, volume control, call functions, music playback, wearing instructions, voice control, factory reset, indicator lights, and warranty information.</p>