

Roland FP-60X

Roland FP-60X Digital Piano

Model: FP-60X

INTRODUCTION

The Roland FP-60X is a compact and elegant 88-note digital piano designed for professional performance and home use. It features Roland's acclaimed SuperNATURAL Piano sound engine and a dynamic PHA-4 Standard keyboard, offering an authentic acoustic piano touch and rich expressive capabilities. This manual provides essential information for setting up, operating, maintaining, and troubleshooting your FP-60X Digital Piano.

Key Features

- SuperNATURAL Piano sound engine for rich expression.
- PHA-4 Standard keyboard for authentic acoustic-style piano touch.
- Onboard 26-watt stereo speaker system for deep, rich sound.
- Headphones 3D Ambience for immersive private playing sessions.
- Wide range of curated onboard sounds including electric pianos, organs, strings, and synthesizers.
- Onboard Piano Designer function for deep personalization of piano tone.
- Bluetooth audio/MIDI support for interfacing with mobile devices (Bluetooth headphones are not supported).
- Compatibility with Roland's Piano App for convenient sound selection, metronome settings, and more.




Image: The Roland FP-60X Digital Piano in black, set up on a stand in a modern room with large windows, showcasing its sleek design.

SETUP

What's in the Box

- ROLAND Digital Pianos-Home (FP-60X-BK)
- Music Rest
- DP-10 Damper Pedal
- AC Adaptor & Power Cord
- Owner's Manual



FP-60X is available in Black or White

FP-10

Unbeatable performance,
Roland quality.



FP-30X

The super-popular portable
piano—upgraded.



FP-90X

Our flagship portable piano,
with premium features throughout.



Image: An overhead view displaying the Roland FP-60X Digital Piano, music rest, DP-10 damper pedal, AC adaptor, power cord, and owner's manual.

Connecting Power and Pedals

1. Connect the included AC adaptor to the DC In jack on the rear panel of the piano.
2. Plug the power cord into the AC adaptor and then into a standard electrical outlet.
3. Connect the DP-10 Damper Pedal to the PEDAL (DAMPER/R) jack on the rear panel.
4. If using an optional three-pedal unit (KPD-90), connect it to the dedicated pedal connector.

Assembling the Stand (Optional)

If you have purchased an optional dedicated stand (KSC-72), follow the assembly instructions provided with the stand. Ensure all screws are tightened securely for stability.

OPERATING INSTRUCTIONS

Power On/Off

- To turn on the piano, press and hold the **[POWER]** button until the indicator lights up.
- To turn off the piano, press and hold the **[POWER]** button again until the indicator turns off.

Adjusting Volume

- Use the **[VOLUME]** slider located on the top panel to adjust the overall output volume of the piano.

Sound Selection

The FP-60X offers a variety of instrument tones. To select a sound:


1. Press the **[FUNCTION]** button.
2. While holding **[FUNCTION]**, press the key corresponding to the desired sound category (e.g., PIANO, E. PIANO, ORGAN, STRINGS, SYNTH). The labels are printed above the keys.

3. Release both buttons. The selected sound will now be active.


Pro performance without the flagship price.

The midrange model in the FP-X series is a compact and elegant instrument that enhances any living space, backed by an array of features that will satisfy experienced players.


Rich Sound Engine & Piano Designer




Specially Curated Onboard Sounds



Headphones 3D Ambience





Find your sound with SuperNATURAL and Piano Designer.

Along with Roland's SuperNATURAL technology, the FP-60X offers sound customization via its onboard EQ and Piano Designer. The My Stage function combines selected piano tones and ambiances for an immersive playing experience.




Image: A white Roland FP-60X Digital Piano with a close-up on the control panel, illustrating the sound selection buttons and the Piano Designer interface on the screen.

Metronome Function

The built-in metronome helps with rhythm practice.

- To turn the metronome on/off, press the **[METRONOME]** button.
- To adjust tempo, beat, or volume, hold the **[FUNCTION]** button and press the corresponding keys labeled **TEMPO**, **BEAT**, or **VOLUME**.

Bluetooth and MIDI Connectivity

The FP-60X supports Bluetooth for audio and MIDI functions, allowing connection to smart devices.

- Activate Bluetooth on your smart device and pair it with the FP-60X.
- Use Bluetooth Audio to stream music through the piano's speakers.
- Use Bluetooth MIDI for communication with music apps.
- USB Type A and Type B ports are available for direct connection to computers or USB memory devices.



Dynamic PHA-4 Standard keyboard that plays like an acoustic grand.

The PHA-4 Standard keyboard puts the hammer action and escapement of a quality acoustic instrument under your fingers. A full range of 88 ivory-feel keys let you compose without limits.

Expand your music with Bluetooth, USB, and more.

The FP-60X not only allows you to play along with music streamed through the piano's powerful speakers, but it allows you to connect with fun music composition apps like Roland's Zenbeats or Apple's GarageBand.



Image: The Roland FP-60X Digital Piano with a tablet placed on its music rest, showing the Roland Piano App interface, demonstrating connectivity features.

Using the Roland Piano App

Download the Roland Piano App from your device's app store to enhance your experience. The app allows you to:

- Conveniently select sounds.
- Set metronome parameters.
- Access various learning features and exercises.

Headphones 3D Ambience

For private practice, connect headphones to the 3.5mm or 1/4-inch headphone jacks. The Headphones 3D Ambience feature provides an immersive, natural sound experience, making it feel like the sound is coming from the piano itself rather than directly into your ears.



Perform or practice with powerful speakers and Headphones 3D Ambience.

The FP-60X supports both solo practice and performance. Its custom stereo speakers deliver a powerful sound for gigs, while the Headphones 3D Ambience feature creates an immersive, instrument-like experience during solo practice.



Image: A close-up of the Roland FP-60X control panel, highlighting the Ambience dial and speaker grille, illustrating features for sound and headphone experience.

Official Product Video

Video: An official Roland video showcasing various Digital Home Pianos, highlighting their design, sound quality, and integration into home environments. This video provides a general overview of the features and aesthetics common to Roland's home digital piano line, including the FP-60X.

MAINTENANCE

- **Cleaning:** Use a soft, dry cloth to wipe the surface of the piano. For stubborn dirt, lightly dampen the cloth with water and a mild, non-abrasive cleaner. Avoid harsh chemicals.
- **Storage:** Store the piano in a stable environment, away from direct sunlight, extreme temperatures, and high humidity.
- **Protection:** When not in use, cover the piano with a dust cover to protect it from dust and debris.

TROUBLESHOOTING

- **No Power:** Ensure the AC adaptor is securely connected to both the piano and a working electrical outlet. Check if the power button indicator lights up.
- **No Sound:** Verify the volume slider is not at its minimum setting. If headphones are connected, disconnect them to check speaker output. Ensure the correct sound is selected.
- **Bluetooth Connectivity Issues:** Make sure Bluetooth is enabled on both the piano and your smart device. Try unpairing and re-pairing the devices. Ensure no other devices are interfering with the connection.
- **Keys Not Responding:** Check if the piano is powered on and the volume is up. If only certain keys are affected, contact customer support.

SPECIFICATIONS

Feature	Detail
Model Name	FP-60X
Number of Keys	88
Keyboard Type	PHA-4 Standard Keyboard
Sound Engine	SuperNATURAL Piano
Output Wattage	13 Watts (x2, 26W total)
Connectivity Technology	AC adaptor, Bluetooth (Audio/MIDI), USB (Type A, Type B)
Headphones Jack	3.5mm Jack, 1/4-inch Jack
Product Dimensions	50.9 x 13.57 x 5 inches
Item Weight	42.6 Pounds
Material Type	Plastic
Supported Software	Roland Piano App, Piano Designer

WARRANTY AND SUPPORT

Your Roland FP-60X Digital Piano is covered by a manufacturer's warranty. Please refer to the warranty card included in your product packaging for specific terms and conditions. For technical support, service, or additional inquiries, please visit the official Roland website or contact their customer service department.

Online Support: www.roland.com/global/support/