

Logitech MK335

Logitech MK335 Wireless Keyboard and Mouse Combo & H390 Wired Headset User Manual

Models: MK335 & H390

1. INTRODUCTION

This user manual provides comprehensive instructions for the setup, operation, maintenance, and troubleshooting of your Logitech MK335 Wireless Keyboard and Mouse Combo, and the Logitech H390 Wired Headset. Please read this manual carefully before using the products to ensure optimal performance and longevity.

2. SAFETY INFORMATION

- Do not expose the devices to extreme temperatures or humidity.
- Avoid dropping or subjecting the devices to strong impacts.
- Keep batteries out of reach of children. Dispose of used batteries according to local regulations.
- Do not attempt to disassemble or repair the devices yourself. Refer all servicing to qualified personnel.
- Clean the devices with a soft, dry cloth. Do not use liquid cleaners or aerosols.

3. PRODUCT OVERVIEW

3.1. Logitech MK335 Wireless Keyboard and Mouse Combo

The MK335 combo provides a comfortable and efficient wireless input solution for your computer. It includes a full-size keyboard with multimedia hot keys and a compact, portable mouse with a storable nano receiver.



Figure 3.1: Logitech MK335 Wireless Keyboard and Mouse Combo. This image shows the full-size black keyboard with multimedia keys and the accompanying black wireless mouse with a small USB receiver.

- **Keyboard:** Full-size layout with 11 hot keys and 4 programmable F-keys for quick access to multimedia and applications. Features low-profile, whisper-quiet keys.
- **Mouse:** Compact design with a storable nano receiver for portability.
- **Wireless Connectivity:** Advanced 2.4 GHz wireless technology for a reliable connection up to 10 meters (33 feet).

3.2. Logitech H390 Wired Headset

The H390 headset is designed for clear audio communication, featuring a noise-canceling microphone and comfortable ear pads, connecting via a standard USB-A port.



Figure 3.2: Logitech H390 Wired Headset. This image displays the black over-ear headset with a flexible microphone boom extending from the left earcup.

- **Comfort:** Plush ear pads and a padded, adjustable headband for extended wear.
- **Microphone:** Noise-canceling microphone to reduce background noise, rotates out of the way when not in use.

- **Connectivity:** Plug-and-play USB-A connection.
- **Controls:** In-line controls for volume adjustment and microphone mute.

4. SETUP GUIDE

4.1. Setting up the MK335 Wireless Keyboard and Mouse Combo

1. **Insert Batteries:**
 - For the keyboard, open the battery compartment on the underside and insert two AAA batteries (not included).
 - For the mouse, open the battery compartment on the underside and insert one AA battery (not included).
2. **Connect the USB Receiver:** Locate the small USB nano receiver, typically stored inside the mouse's battery compartment. Plug this receiver into an available USB-A port on your computer.
3. **Power On:** Ensure the keyboard and mouse are switched on (there may be an on/off switch on the underside of each device). Your computer should automatically detect and install the necessary drivers.



Figure 4.1: Logitech MK335 Mouse and Nano Receiver. This image shows the black wireless mouse next to its tiny USB nano receiver, which is used for wireless connectivity.

4.2. Setting up the H390 Wired Headset

1. **Connect to Computer:** Plug the USB-A connector of the H390 headset into an available USB-A port on your computer.
2. **System Recognition:** Your operating system (Windows, macOS, Chrome OS) should automatically recognize the headset and install the necessary audio drivers.
3. **Select as Default Device:** You may need to select the Logitech H390 as your default audio input (microphone) and output (speakers) device in your computer's sound settings.

5. OPERATING INSTRUCTIONS

5.1. Using the MK335 Wireless Keyboard

- **Typing:** Use the standard QWERTY layout for typing.
- **Hot Keys:** The keyboard features 11 dedicated hot keys for instant access to functions like volume control, mute, play/pause, web browser, email, and more. These are typically located above the function keys (F1-F12).
- **Programmable F-Keys:** The 4 programmable F-keys (F1-F4) can be customized using Logitech software (if available for your operating system) to perform specific actions or launch applications.

5.2. Using the MK335 Wireless Mouse

- **Basic Operation:** Use the left and right click buttons for primary and secondary actions. The scroll wheel allows for vertical scrolling and can also function as a middle click button.
- **Portability:** When not in use, the nano receiver can be stored inside the mouse's battery compartment for safe transport.

5.3. Using the H390 Wired Headset

- **Wearing the Headset:** Adjust the headband for a comfortable fit. The earcups are plush-padded for extended wear.
- **Microphone Usage:** Position the flexible microphone boom near your mouth for optimal voice pickup. When not speaking, the microphone can be rotated upwards and out of the way.
- **In-line Controls:** Use the integrated controls on the headset cable to:
 - Adjust volume up or down.
 - Mute or unmute the microphone.



Figure 5.1: A person using the Logitech H390 Headset and MK335 Keyboard and Mouse Combo in an office setting, demonstrating typical usage.

6. MAINTENANCE

- **Cleaning:** Use a soft, lint-free cloth to wipe down the surfaces of the keyboard, mouse, and headset. For stubborn dirt, slightly dampen the cloth with water. Avoid harsh chemicals or abrasive materials.
- **Battery Replacement (MK335 Combo):**
 - The keyboard has an approximate 24-month battery life.
 - The mouse has an approximate 12-month battery life.
 - Replace batteries when performance degrades or the low battery indicator (if present) illuminates. Refer to Section 4.1 for battery insertion instructions.
- **Storage:** When not in use for extended periods, store the devices in a cool, dry place. For the mouse, consider switching it off and storing the nano receiver inside its compartment.

7. TROUBLESHOOTING

7.1. MK335 Wireless Keyboard and Mouse Combo Issues

| Problem | Solution |
|----------------------------------|--|
| Keyboard or mouse not responding | <ul style="list-style-type: none">• Ensure batteries are correctly inserted and charged. Replace if necessary.• Check if the keyboard/mouse power switch is ON.• Ensure the USB nano receiver is securely plugged into a working USB port. Try a different USB port.• Move the keyboard/mouse closer to the receiver to reduce interference.• Re-establish connection: Unplug the receiver, wait 10 seconds, then plug it back in. |
| Lag or intermittent connection | <ul style="list-style-type: none">• Reduce distance between devices and receiver.• Remove any large metal objects or other wireless devices that might be causing interference.• Ensure the receiver is not plugged into a USB hub or KVM switch, try direct connection to computer. |

7.2. H390 Wired Headset Issues

| Problem | Solution |
|------------------------|--|
| No sound from headset | <ul style="list-style-type: none">• Ensure the USB connector is fully inserted into a working USB port. Try a different port.• Check the in-line volume control on the headset cable; ensure it is not at minimum.• Verify that the H390 headset is selected as the default playback device in your computer's sound settings.• Ensure the application you are using (e.g., video call software) is configured to use the H390. |
| Microphone not working | <ul style="list-style-type: none">• Ensure the microphone mute button on the in-line control is not activated.• Verify that the H390 headset is selected as the default recording device in your computer's sound settings.• Check microphone levels in your computer's sound settings.• Ensure the application you are using is configured to use the H390 microphone.• Ensure the microphone boom is positioned correctly near your mouth. |

8. SPECIFICATIONS

| Feature | Detail |
|---------------|--|
| Brand | Logitech |
| Model Numbers | MK335 (Keyboard & Mouse), H390 (Headset) |

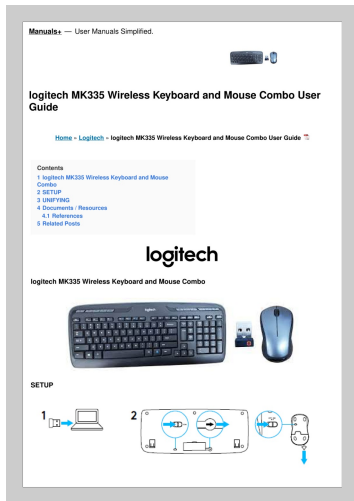
| Feature | Detail |
|-------------------------------|---|
| Connectivity (MK335) | Advanced 2.4 GHz Wireless (USB Nano Receiver) |
| Wireless Range (MK335) | Up to 10 meters (33 feet) |
| Keyboard Battery Life (MK335) | Up to 24 months (2x AAA batteries) |
| Mouse Battery Life (MK335) | Up to 12 months (1x AA battery) |
| Keyboard Features (MK335) | 11 Hot Keys, 4 Programmable F-Keys, Low-profile, Whisper-quiet keys |
| Connectivity (H390) | Wired USB-A |
| Headset Microphone (H390) | Noise-canceling, Rotatable boom |
| Headset Controls (H390) | In-line volume and mute controls |
| Compatible Operating Systems | Windows, macOS, Chrome OS |
| Color | Black |
| Material | Plastic |

9. WARRANTY AND SUPPORT

Logitech products typically come with a limited hardware warranty. For specific warranty terms and conditions, please refer to the warranty information included with your product packaging or visit the official Logitech support website. For technical support, driver downloads, FAQs, and further assistance, please visit the Logitech Support website:

[Logitech Support Website](#)

When contacting support, please have your product model numbers (MK335, H390) and proof of purchase readily available.



[\[pdf\]](#) User Manual Guide

logitech MK335 Wireless Keyboard and Mouse Combo User Guide Manual Logitech Black Silver Amazon ca Electronics 71XVeaRgUPL m media amazon images I |||


Manuals -- User Manuals Simplified. logitech **MK335** Wireless Keyboard and Mouse Combo User Guide Home Logitech logitech **MK335** Wireless Keyboard and Mouse Combo User Guide Contents 1 logitech **MK335** Wireless Keyboard and Mouse Combo 2 SETUP 3 UNIFYING 4 Documents / Resources 4.1 References 5 Related... lang:en score:53 filesize: 152.9 K page_count: 3 document date: 2023-05-25



[Logitech MK335 Wireless Keyboard and Mouse Combo User Guide](#)

Comprehensive user guide for the Logitech MK335 Wireless Keyboard and Mouse Combo, covering setup, features, and unifying technology.

lang:en score:40 filesize: 1.17 M page_count: 11 document date: 2022-11-15

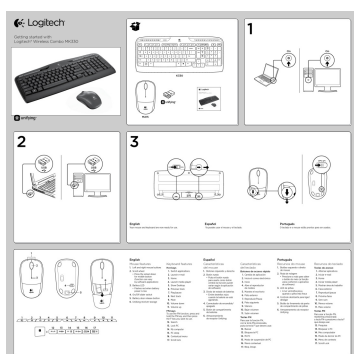


[\[pdf\]](#) Declaration of Conformity Label

Carbon Footprint MK335 Wireless Desktop Combo 101023 carbon footprint mk335 wireless desktop combo logitech content dam en sustainability labeling messaging clarity |||

Wireless Desktop **MK335** Product Carbon Footprint Critical review acc. ISO 14067:2018 by DEKRA 9.63 kg CO₂e* End of Life 12 Use 7 Transportation Storage 17 Sourcing Manufacturing 64 Main Life Cycle Stages of total kg CO₂e Project Consult: iPoint/ifu Hamburg *Full lifecycle pro...

lang:en score:26 filesize: 591.71 K page_count: 1 document date: 2023-10-10



[\[pdf\]](#) User Manual Quick Start Guide

User Manual Logitech MK335 Wireless Keyboard and Mouse Combo Black Silver Amazon ca Electronics 91UUTobpOdL m media amazon images I |||


Getting started with Logitech Wireless Combo MK330 2 USB USB M215 3 K330 Getting started with Logitech Wireless Combo MK320 1 On On English Your mouse and keyboard are now ready for use. Español Ya puedes usar el mouse y el teclado. Portugus O teclado e o mouse esto prontos para ser usado...

lang:es score:26 filesize: 997.28 K page_count: 2 document date: 2021-11-25

logitech

MK335

Wireless Keyboard and Mouse Combo



PRODUCTIVITY AND ENTERTAINMENT AT YOUR FINGERTIPS.

Want to watch your favorite movie? Skip a song? Or jump right to the Internet? It's all at your fingertips with this supremely comfortable combo featuring dedicated media hot keys, programmable F-Keys and a precision optical mouse.

FEATURES

- Three hot keys for instant access to volume, play/pause and more
- Programmable F-keys
- Quiet key profile key for fast typing
- Includes only wireless connection with included USB dongle
- Comfortable textured optical mouse
- Long lasting battery life: 24 months keyboard, 18 months mouse

WHAT'S IN THE BOX

- Wireless keyboard
- Wireless mouse
- USB dongle
- 2 AAA batteries in keyboard, 1 AA battery in mouse (pre-installed)
- User documentation

SYSTEM REQUIREMENTS

- Windows 8.1 or later, Windows 7, Windows 10, Windows 8
- Requires 1 x USB, Plus™, PS/2, or FireWire, or Chrome OS™
- Requires USB port

[pdf] Specifications Documentation

9ce0b1aa 6000 401a 89b2 09b72a05d9d8 cdn cnetcontent 9c e0 |||

MK335 Wireless Keyboard and Mouse Combo **PRODUCTIVITY AND ENTERTAINMENT AT YOUR FINGERTIPS.** Want to watch your favorite movie Skip a song Or jump right to the Internet It s all at your fingertips with this supremely comfortable combo featuring dedicated media hot keys, programmable F-keys and a p...

lang:en score:20 filesize: 490 K page_count: 2 document date: 2017-12-11