

manuals.plus /

› [1MORE](#) /

› [omthing True Wireless Earbuds User Manual](#)

1MORE EO005

omthing True Wireless Earbuds User Manual

MODEL: EO005

Brand: 1MORE

Product Overview

The omthing True Wireless Earbuds are designed to provide a high-quality audio experience with convenience and portability. Featuring Bluetooth 5.0, a 13mm dynamic driver, and cVc 8.0 noise cancellation, these earbuds are suitable for various activities including exercise, driving, and home office use.



Figure 1: The omthing True Wireless Earbuds come with a compact charging case and a convenient strap for portability.

Setup

1. Initial Charging

Before first use, fully charge the earbuds and the charging case. Connect the provided Type-C charging cable to the charging port on the case and a power source. The indicator lights on the case will show the charging status. The case also supports Qi wireless charging.

Power On and Off with Ease

Power on and off the earbuds via the touch control, so you can leave your case at home



Tap and hold the Touch Control for 2 seconds to power them on. They will enter pairing mode automatically.

Figure 2: The charging case supports both USB-C and Qi wireless charging, providing up to 25 hours of total playtime.

2. Pairing with Your Device

1. Ensure the earbuds are charged.
2. Open the charging case. The earbuds will automatically enter pairing mode.
3. On your device (smartphone, tablet, etc.), enable Bluetooth.
4. Search for "omthing AirFree Pods" in the list of available Bluetooth devices and select it to connect.
5. Once connected, you will hear an audible confirmation.

Power for a Whole Day

Charge the case via type C port or
a Qi wireless charging pad (not included)



Figure 3: Easily power on and connect your earbuds to your device via Bluetooth.

Your browser does not support the video tag.

Video 1: Official product video showcasing the features and design of the omthing AirFree Pods.

Operating Instructions

Touch Controls

The omthing True Wireless Earbuds feature intuitive touch controls on each earbud for easy management of audio and calls.

Intuitive Touch Control

Complete control over volume, phone call and music tracks.



| | |
|--|--|
|  Answer Phone Call / Pause Music Tap either earbud once |  Volume + Tap the left earbud twice |
|  Hang up / Decline Phone Call Tap either earbud Twice |  Volume - Tap the right earbud twice |
|  Previous Track Tap and hold the left earbud for 1s |  Activate Voice Assistant Tap either earbud three times |
|  Next Track Tap and hold the right earbud for 1s |  Turn On / Off Tap and hold the touch control for 5s |

* Custom operations can be modified in the "omthing" APP.

Figure 4: The earbuds feature intuitive touch controls for managing calls, music, and voice assistant.

- **Answer Phone Call / Pause Music:** Tap either earbud once.
- **Hang up / Decline Phone Call:** Tap either earbud twice.
- **Volume +:** Tap the left earbud twice.
- **Volume -:** Tap the right earbud twice.

- **Previous Track:** Tap and hold the left earbud for 1 second.
- **Next Track:** Tap and hold the right earbud for 1 second.
- **Activate Voice Assistant:** Tap either earbud three times.
- **Turn On / Off:** Tap and hold the touch control for 5 seconds.

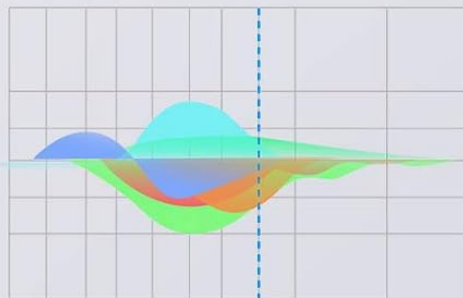
Note: Custom operations may be modified in the "omthing" APP.

Call Management

The earbuds are equipped with 4 ENC microphones (2 per earbud) and Qualcomm cVc 8.0 noise cancelling technology to ensure clear phone calls by suppressing environmental noise.

Microphones for Seamless Phone Calls

Filter out ambient noise and amplify your voice for an ultra-clear phone call experience



Noise



Voice



Figure 5: The built-in microphones with cVc 8.0 noise cancellation ensure clear phone calls by suppressing environmental noise.

Audio Quality


A 13mm dynamic driver reproduces authentic sound with fine details. aptX and AAC compatibility ensures optimal Bluetooth sound for both Android and iOS devices.



Figure 6: Equipped with a 13mm dynamic driver, these earbuds deliver clear sound with rich details.

Authentic Bluetooth Sound

aptX and AAC Bluetooth provides wireless sound that is as realistic as the original recording - for both Android and iOS devices.



Android | **aptX**
Excellent Bluetooth sound for Android devices.

ios | **AAC**
Fast transmission, hi-fi sound quality for iOS devices.

Figure 7: Enjoy authentic Bluetooth sound with aptX and AAC compatibility for both Android and iOS devices.

Comfort and Fit

The ergonomically crafted semi in-ear design ensures a snug and secure fit, providing comfort during extended listening sessions and physical activities.

Ultra-Low Latency

Qualcomm chip with Bluetooth 5.0 technology achieves rock-solid connection with minimal latency



Figure 8: The semi in-ear design ensures a comfortable and secure fit for extended wear.

Maintenance

Cleaning Your Earbuds

- Regularly clean the earbuds, especially the ear tips and charging contacts, with a soft, dry, lint-free cloth.

- Do not use abrasive cleaners, alcohol, or chemical solvents.
- Ensure no moisture enters the openings.

Storage

- When not in use, store the earbuds in their charging case to protect them and keep them charged.
- Store in a cool, dry place away from extreme temperatures and direct sunlight.

Battery Care

- To prolong battery life, avoid fully discharging the earbuds and charging case frequently.
- Charge the device regularly, even if not in frequent use.

Troubleshooting

| Problem | Possible Cause | Solution |
|---------------------------|---|---|
| Earbuds do not turn on. | Low battery. | Place earbuds in the charging case and charge fully. |
| Cannot pair with device. | Earbuds not in pairing mode; Bluetooth off on device; previously paired device interfering. | <ul style="list-style-type: none">◦ Ensure earbuds are in pairing mode (open case).◦ Turn Bluetooth on/off on your device.◦ Forget "omthing AirFree Pods" from your device's Bluetooth list and re-pair.◦ Ensure earbuds are within 10 meters of the device. |
| No sound from one earbud. | Low battery; connection issue; earbud not properly seated in ear. | <ul style="list-style-type: none">◦ Charge both earbuds fully.◦ Place both earbuds back in the case, close it, then open again to reset connection.◦ Ensure earbud is properly inserted. |
| Poor call quality. | Environmental noise; microphone obstruction. | <ul style="list-style-type: none">◦ Move to a quieter environment.◦ Ensure microphones are not covered. |

Resetting the Earbuds

If you experience persistent issues, a factory reset may resolve them. Refer to the official omthing app or website for specific reset instructions, as procedures can vary.

Specifications

| Feature | Detail |
|---------|--------|
|---------|--------|

| Feature | Detail |
|----------------------------|--|
| Model Name | EO005-Black |
| Connectivity Technology | Wireless (Bluetooth 5.0) |
| Audio Driver Type | 13mm Dynamic Driver |
| Microphones | 4 ENC Microphones (with Qualcomm cVc 8.0 Noise Cancellation) |
| Playtime (Earbuds) | Up to 5 hours per charge |
| Total Playtime (with Case) | Up to 25 hours |
| Charging Case | Type-C and Qi Wireless Charging compatible |
| Control Type | Touch Control (Media Control) |
| Water Resistance Level | Water Resistant |
| Item Weight | 0.15 Kilograms (earbuds + case) / 5.3 ounces |
| Product Dimensions | 3.98 x 4.72 x 1.54 inches |
| UPC | 190280000040 |

Warranty and Support

This product is covered by a manufacturer's warranty. For detailed warranty information, including terms, conditions, and duration, please refer to the warranty card included in your product packaging or visit the official 1MORE website.

Customer Support

For technical assistance, troubleshooting, or warranty claims, please contact 1MORE customer support through their official website or the contact information provided in your product documentation.

Website: www.1more.com (Note: This is a general placeholder. Please refer to your product's specific support contact.)







[1MORE Q21 True Wireless Earbuds User Guide](#)

Comprehensive user guide for the 1MORE Q21 True Wireless Earbuds, covering setup, operation, features, troubleshooting, and warranty information. Includes multilingual instructions.

[1MORE Triple Driver In-Ear Headphones User Guide - Controls, Warranty, Safety & FAQ](#)

Official user guide for 1MORE Triple Driver In-Ear Headphones (E1001). Learn about controls, compatibility, limited warranty, safety information, environmental compliance, FCC/CE, and FAQs. Get detailed product information.

| | |
|---|---|
|  | <p>1MORE ComfoBuds Mini ES603 True Wireless Noise Canceling Headphones User Manual</p> <p>Comprehensive user manual for the 1MORE ComfoBuds Mini True Wireless Noise Canceling Headphones (Model ES603), detailing features, setup, operation, specifications, and troubleshooting.</p> |
|  | <p>1MORE Stylish True Wireless In-Ear Headphones E1026BT User Manual</p> <p>Comprehensive user manual for the 1MORE Stylish True Wireless In-Ear Headphones (E1026BT). Learn about product features, pairing, charging, key functions, tips, safety information, and FAQs.</p> |
|  | <p>1MORE SonoFlow Active Noise Cancelling Headphones User Manual</p> <p>User manual for the 1MORE SonoFlow over-ear Bluetooth headphones, featuring active noise cancellation, LDAC Hi-Res audio, 70-hour playtime, and app control. Includes setup, operation, safety, and compliance information.</p> |
|  | <p>1MORE Penta Driver P50 Wired In-Ear Headphones User Guide</p> <p>Official user guide for the 1MORE Penta Driver P50 wired in-ear headphones, featuring Hi-Res audio, MMCX connectors, and detailed instructions for use, safety, and warranty.</p> |