

[Manuals.plus](#) /

› [DrugExam](#) /

› DrugExam THC 15 ng/mL Single Panel Marijuana Drug Test Kit Instruction Manual

DrugExam THC 15 ng/mL Single Panel Drug Test Kit

DrugExam THC 15 ng/mL Single Panel Marijuana Drug Test Kit Instruction Manual

Model: THC 15 ng/mL Single Panel Drug Test Kit

Brand: DrugExam

1. PRODUCT OVERVIEW

The DrugExam THC 15 ng/mL Single Panel Marijuana Drug Test Kit is designed for the qualitative detection of Tetrahydrocannabinol (THC) metabolites in human urine at a cutoff concentration of 15 ng/mL. This test is intended for in-vitro diagnostic use only and provides a preliminary analytical result. A more specific alternate chemical method must be used to obtain a confirmed analytical result.



The product packaging displays three individually wrapped test strips and highlights the 15 ng/mL THC detection level.

This kit offers a sensitive method for detecting THC, with results available within minutes. It is suitable for personal use to determine the presence of THC metabolites.

2. IMPORTANT SAFETY INFORMATION

2.1 Legal Disclaimer

This test is a qualitative screening assay. It is not designed to determine the quantitative concentration of drugs or the level of intoxication. It is possible that technical or procedural errors, as well as other interfering substances in the urine specimen, may cause erroneous results. A negative result may not necessarily indicate drug-free urine. Negative results can be obtained when drug is present but below the cut-off level of the test.

2.2 General Warnings


- For in-vitro diagnostic use only. Do not use internally.
- Keep out of reach of children.
- Do not use the test kit beyond its expiration date.
- Do not reuse the test device.

- Handle all specimens as potentially infectious.

3. KIT CONTENTS


Each DrugExam THC 15 ng/mL Single Panel Marijuana Drug Test Kit typically contains:

- Individually sealed THC test strips
- Instruction leaflet



DrugExamTM
Quality Service Reliability

WHAT IS INCLUDED IN THE PACK ?



3 INDIVIDUALLY PACKAGED SEALED TESTS

EASY-TO-OPEN PACKAGING

EASY-TO-READ AND DETAILED INSTRUCTIONS

This image illustrates the typical contents of the kit, including individually sealed test strips and a detailed instruction leaflet.

4. STORAGE AND STABILITY

- Store the test kit at room temperature (2-30°C or 36-86°F) in its original sealed pouch.
- Do not freeze the test kit.
- The test kit is stable until the expiration date printed on the sealed pouch.
- Use the test device immediately after opening the sealed pouch.

5. TEST PROCEDURE

5.1 Materials Required (Not Provided)

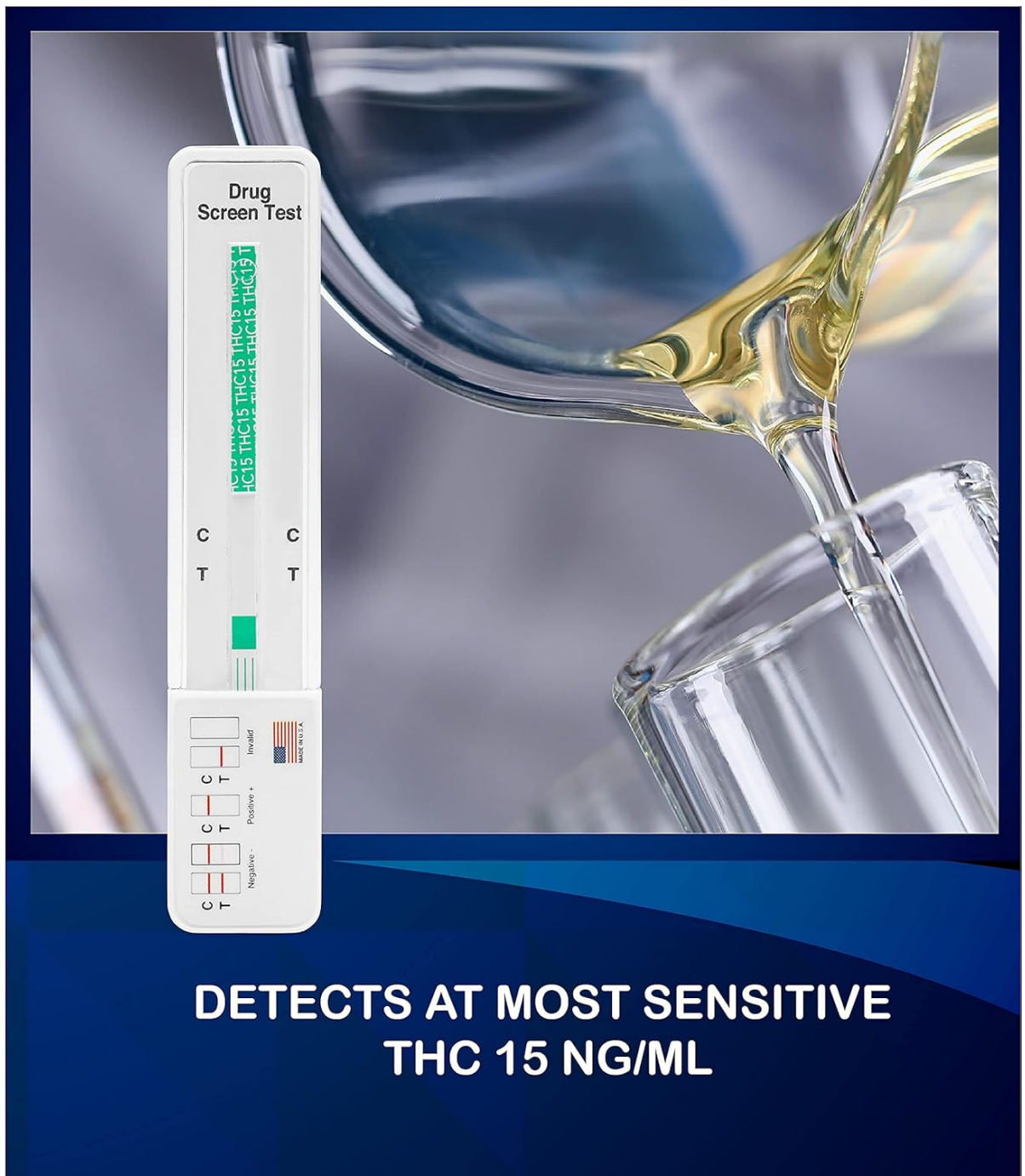
- Urine collection container (clean and dry)
- Timer or stopwatch

5.2 Specimen Collection

Collect a urine specimen in a clean, dry container. Urine specimens can be collected at any time of the day. For best results, collect a midstream urine sample. Urine specimens may be stored at 2-8°C (36-46°F) for up to 48 hours prior to testing. For longer storage, specimens should be frozen at -20°C (-4°F) or below. Frozen specimens should be thawed and mixed thoroughly before testing.

5.3 Step-by-Step Instructions

1. Bring the test device and urine specimen to room temperature (15-30°C or 59-86°F) before testing.
2. Remove the test strip from its sealed pouch by tearing along the notch.
3. Immerse the absorbent tip of the strip into the urine specimen with the arrow pointing towards the urine. Do not immerse past the MAX line.
4. Hold the strip in the urine for at least 10-15 seconds.
5. Remove the strip from the urine and place it on a clean, flat, non-absorbent surface.
6. Start the timer immediately.
7. Read the results at 5 minutes. Do not interpret results after 10 minutes.



DETECTS AT MOST SENSITIVE THC 15 NG/ML

A close-up view of the test strip immersed in a liquid sample, demonstrating the testing process and the appearance of the control and test lines.

6. INTERPRETATION OF RESULTS

Observe the lines that appear in the result window of the test strip.

Result	Description
Negative	Two lines appear. One colored line appears in the Control region (C) and another colored line appears in the Test region (T). A negative result indicates that the THC concentration in the urine is below the detectable cutoff level of 15 ng/mL.
Positive	Only one colored line appears in the Control region (C). No colored line appears in the Test region (T). A positive result indicates that the THC concentration in the urine is at or above the detectable cutoff level of 15 ng/mL.

Result	Description
Invalid	No colored line appears in the Control region (C). This indicates insufficient specimen volume or incorrect procedural techniques. Review the procedure and repeat the test with a new test device. If the problem persists, discontinue using the kit and contact support.



DrugExam
Quality Service Reliability

DrugExam
THC 15 ng/mL

MOST Sensitive
Merijuana Test



This diagram visually explains how to interpret the test results, indicating what a positive, negative, or invalid result looks like based on the lines appearing on the test strip.

Note: The intensity of the colored line in the Test region (T) may vary. Any faint line in the Test region should be considered a negative result.

7. LIMITATIONS OF THE TEST

- This test provides a qualitative screening result only. It is not intended to measure the specific concentration of THC.
- A positive result does not indicate the level of intoxication, administration route, or concentration in urine.
- A negative result does not necessarily mean the individual is drug-free, as drugs may be present below the cutoff level or outside the detection window.
- Certain medications or dietary supplements may interfere with the test and produce false results. Consult a healthcare professional if you have concerns.
- Technical or procedural errors, as well as other interfering substances in the urine specimen, may cause erroneous results.

8. SPECIFICATIONS

- **Detection Target:** Tetrahydrocannabinol (THC) metabolites
- **Cutoff Level:** 15 ng/mL
- **Test Type:** Single Panel Immunoassay

- **Result Time:** 5 minutes
- **Storage Temperature:** 2-30°C (36-86°F)
- **Package Dimensions:** 5.08 x 4.84 x 0.94 inches
- **Weight:** 1.45 ounces

9. TROUBLESHOOTING

- **No Control Line (C):** If no line appears in the Control region, the test is invalid. This may be due to insufficient specimen volume or incorrect procedure. Ensure the strip is immersed correctly and repeat the test with a new device.
- **Faint Test Line (T):** A faint line in the Test region, regardless of its intensity, should be interpreted as a negative result.
- **Expired Test:** Ensure the test kit is within its expiration date. Expired tests may yield inaccurate results.

10. SUPPORT AND CONTACT INFORMATION

For further assistance or questions regarding the DrugExam THC 15 ng/mL Single Panel Marijuana Drug Test Kit, please refer to the contact information provided on the product packaging or the manufacturer's official website. Always consult with a healthcare professional for interpretation of results or medical advice.