

Yamaha DGX-670WH

Yamaha DGX-670WH 88-Key Weighted Digital Piano Instruction Manual

Model: DGX-670WH | Brand: Yamaha

[Introduction](#) [Setup](#) [Operating](#) [Maintenance](#) [Troubleshooting](#) [Specifications](#) [Warranty & Support](#)

1. INTRODUCTION

The Yamaha DGX-670WH is an 88-key weighted digital piano designed to provide a comprehensive musical experience. It combines the authentic touch and tone of an acoustic piano with a variety of digital features for practice, performance, and creative exploration.

Key Features:

- Acoustic Piano Touch:** Features a weighted keyboard action, heavier in the low keys and lighter in the high keys, mimicking the feel of a traditional acoustic piano.
- Grand Piano Sound:** Utilizes CFX Stereo Sampling to faithfully reproduce the sound of Yamaha's flagship CFX Full Concert Grand, including natural resonance and rich tones.
- Variety of Instrument Sounds:** Offers 630 instrument Voices, encompassing pianos, organs, strings, and synthesized sounds.
- Automatic Accompaniment Styles:** Includes 263 Automatic Accompaniment Styles (e.g., rock, R&B, dance) to simulate playing with a live band.
- Adapted Style:** Accompaniment automatically adjusts to playing intensity by shifting between Main Style Variations based on velocity and number of notes played.
- Microphone Input:** Features a built-in microphone jack with Yamaha digital vocal effects for singing along while playing.



Figure 1: Front view of the Yamaha DGX-670WH Digital Piano.

2. SETUP

2.1 Unpacking and Components

Carefully unpack all components from the box. The package includes the keyboard unit, a music rest, a sustain foot switch, and a power adapter. A furniture stand and bench are sold separately.

Bundled items



Music Rest



Foot Switch



Power Adaptor



Owner's Manual

Figure 2: Included accessories: Music Rest, Foot Switch, Power Adaptor, and Owner's Manual.

2.2 Connections

Before powering on the instrument, ensure all necessary connections are made. Refer to the diagram below for port locations.

- **Power Adapter:** Connect the included power adapter to the DC IN 12V port on the rear panel and then to a wall outlet.
- **Sustain Foot Switch:** Plug the FC5 sustain pedal (included) into the SUSTAIN port. For a more traditional piano experience, an optional 3-pedal unit can be connected to the PEDAL UNIT port.
- **Headphones:** For private practice, connect standard 3.5mm headphones to the PHONES/OUTPUT jack.
- **Microphone:** Connect a microphone to the MIC INPUT jack to use the vocal effects feature.
- **External Audio Device (AUX IN):** Connect an external audio player (e.g., smartphone, MP3 player) to the AUX IN jack to play along with your favorite music.
- **USB Connectivity:**
 - **USB TO HOST:** Connect to a computer for MIDI and audio data transfer.
 - **USB TO DEVICE:** Connect a USB flash drive for saving/loading user data, songs, and audio recordings.

Connectivity

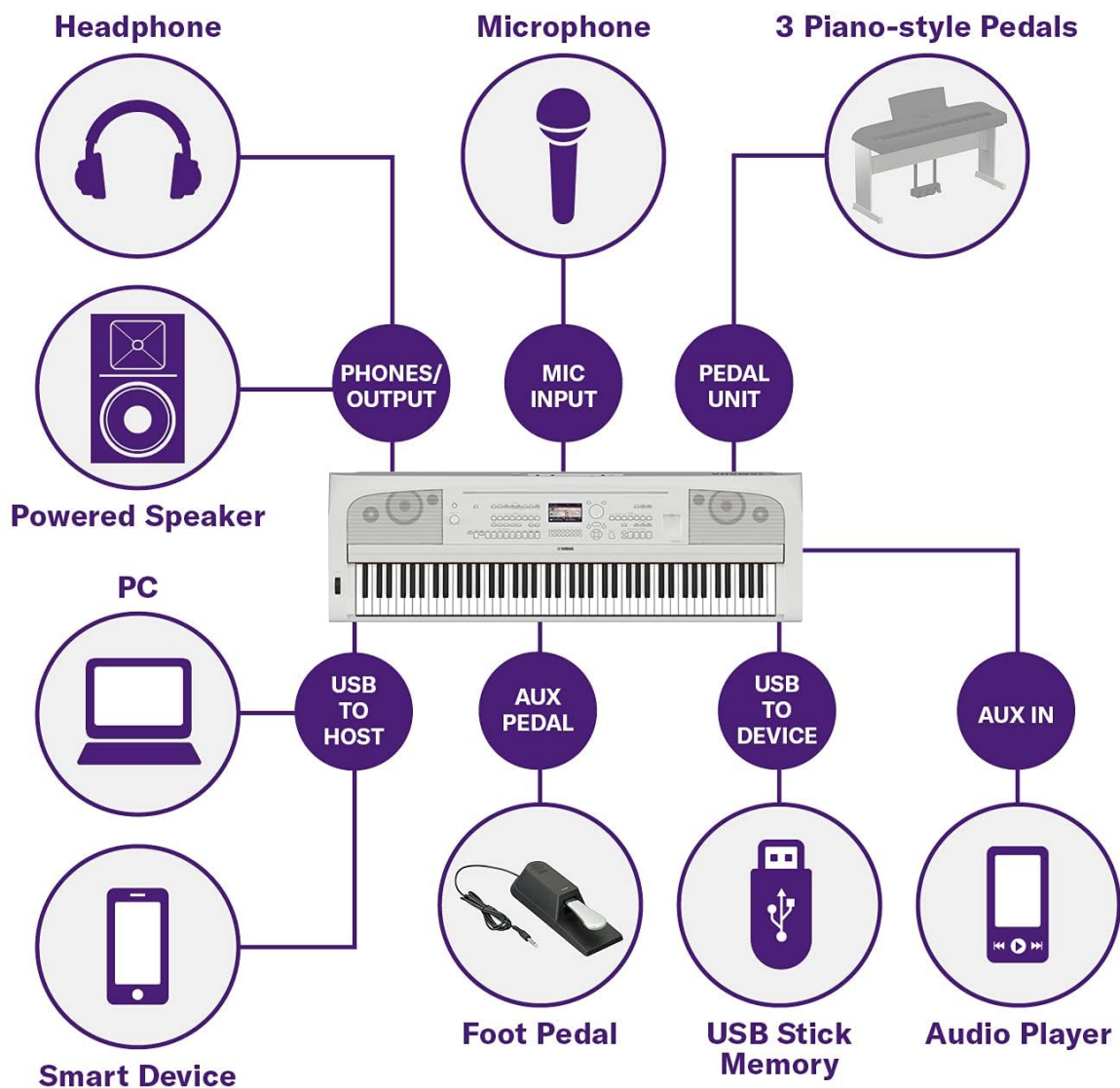


Figure 3: Overview of the Yamaha DGX-670WH connectivity options.

3. OPERATING INSTRUCTIONS

3.1 Power On/Off and Volume Control

To power on the DGX-670WH, press the **POWER** button located on the left side of the control panel. Adjust the master volume using the **MASTER VOLUME** slider to your desired listening level. To power off, press and hold the **POWER** button until the unit shuts down.

3.2 Sound Selection (Voices)

The DGX-670WH features 630 instrument Voices. The default voice is the **Grand Piano**. To select other voices, use the dedicated category buttons (e.g., PIANO, ORGAN, STRINGS) and the navigation controls on the display to browse and select your desired sound. The CFX Stereo Sampling technology provides a rich and authentic grand piano experience.

Your browser does not support the video tag.

Video 1: An overview of the Yamaha Portable Grand Piano DGX670, demonstrating various features and sounds.

3.3 Automatic Accompaniment Styles

Engage the 263 Automatic Accompaniment Styles to create a full band experience. These styles cover various genres, including rock, R&B, and dance. The "Adapted Style" feature intelligently adjusts the accompaniment to match your playing intensity, providing dynamic musical backing.

3.4 Microphone and Vocal Effects

Connect a microphone to the MIC INPUT jack. The DGX-670WH includes digital vocal effects that can be applied to your voice, allowing you to sing along with your performance or practice vocals with studio-quality enhancements.

3.5 Recording and Score Display

The instrument allows for recording your performances. You can also utilize the built-in Score Display function to view scrolling musical notation, aiding in learning and practice.

4. MAINTENANCE

4.1 General Care

- Avoid exposing the instrument to direct sunlight, extreme temperatures, or excessive humidity.
- Do not place heavy objects on the instrument.
- Keep the instrument away from sources of strong electrical interference.

4.2 Cleaning

Wipe the instrument's surface with a soft, dry cloth. For stubborn dirt, use a slightly damp cloth and then wipe dry. Avoid using chemical cleaners, waxes, or solvents as they may damage the finish.

5. TROUBLESHOOTING

If you encounter any issues with your Yamaha DGX-670WH, please refer to the following common troubleshooting tips:

- **No Sound:**
 - Ensure the power adapter is securely connected and the instrument is powered on.
 - Check the MASTER VOLUME slider and ensure it is not set to minimum.
 - If headphones are connected, disconnect them to check if sound is output through the internal speakers.
- **Keys Not Responding:**
 - Verify the instrument is powered on and not in a demo mode.
 - Ensure no cables are interfering with key movement.
- **Distorted Sound:**

- Adjust the MASTER VOLUME to a lower level.
- Check connections to external speakers or headphones for proper seating.

For more detailed troubleshooting, consult the full owner's manual or contact Yamaha customer support.

6. SPECIFICATIONS

Brand	Yamaha
Model Name	DGX670WH
Number of Keys	88
Key Action	Weighted
Color	White
Product Dimensions	60 x 22 x 10 inches
Item Weight	67.6 pounds
Material Type	Plastic, Metal Alloys
Power Source	Corded Electric
Connectivity Technology	USB
Special Feature	Digital Display, Microphone Jack
Included Components	FC5 sustain pedal, Music Rest, Power Adapter

Weight and dimensions

Height: 151 mm (5-15/16")

**With Music Rest
348 mm (13-3/4")**



Width: 1,397 mm (55")

Depth: 455 mm (17-1/2")

With Music Rest 456 mm (18")

**21.4
kg**







(47 lb, 3 oz.)

Figure 4: Dimensions and weight of the Yamaha DGX-670WH Digital Piano.

7. WARRANTY & SUPPORT

For warranty information, product registration, or technical assistance, please visit the official Yamaha Musical Instruments website or contact their customer support directly. Keep your purchase receipt as proof of purchase for warranty claims.

You can visit the official Yamaha store for additional products and support: [Yamaha Store](#)

	<p>Yamaha P45 88-Key Weighted Digital Piano Owner's Manual</p> <p>This manual provides comprehensive instructions for operating the Yamaha P45 88-Key Weighted Digital Piano, covering setup, controls, features, and troubleshooting.</p>
	<p>Yamaha DGX-505/305 Portable Grand User Manual</p> <p>Comprehensive user manual for the Yamaha DGX-505 and DGX-305 Portable Grand digital pianos, covering setup, features, operation, and maintenance.</p>
	<p>Yamaha DGX-650 Data List: Comprehensive Guide to Voices, Styles, and Effects</p> <p>Explore the Yamaha DGX-650 Portable Grand with this detailed Data List. Discover a vast array of instrument voices, musical styles, drum kits, harmony types, and effect types, complete with descriptions and technical specifications for musicians and producers.</p>
	<p>Yamaha DGX-670 Manuel de Référence : Guide Complet des Fonctions Avancées</p> <p>Découvrez le potentiel complet du clavier numérique Yamaha DGX-670 Portable Grand grâce à ce manuel de référence détaillé. Apprenez à maîtriser ses sonorités, styles, fonctions d'enregistrement, microphone et options de connectivité pour une expérience musicale enrichie.</p>
	<p>Yamaha DGX-620/520, YPG-625/525 Portable Grand Owner's Manual</p> <p>Explore the features and functions of your Yamaha DGX-620, YPG-625, DGX-520, and YPG-525 Portable Grand digital piano with this comprehensive owner's manual. Learn setup, operation, performance techniques, and more.</p>
	<p>Manual del Propietario Yamaha DGX-670: Guía Completa para tu Piano Digital Portátil</p> <p>Descubre todas las funciones del piano digital Yamaha DGX-670 con este manual completo. Aprende sobre voces, estilos, lecciones, conectividad y más.</p>