

[Manuals.plus](#) /

> [Coodoo](#) /

> Coodoo Upgraded Magnetic Blocks (Model Coodoo-30PCS) Instruction Manual

Coodoo Coodoo-30PCS

Coodoo Upgraded Magnetic Blocks (Model Coodoo-30PCS) Instruction Manual

Your Guide to Creative Play and Learning

[Introduction](#) [Safety Information](#) [Setup](#) [Operating](#)
[Instructions](#) [Maintenance](#) [Specifications](#) [Support](#)

1. INTRODUCTION


Welcome to the world of Coodoo Upgraded Magnetic Blocks! This set of magnetic tiles is designed to foster creativity, develop STEM skills, and provide hours of engaging play for children aged 3 and up. Our 3rd generation blocks feature enhanced safety and compatibility, ensuring a reliable and enjoyable building experience.




2. SAFETY INFORMATION

Your child's safety is our top priority. Coodoo Magnetic Blocks have undergone a 3rd generation update, incorporating stainless steel security for both the magnets and the plastic housing structure. This design effectively protects contact surfaces from corrosion due to magnet friction and prevents magnets from coming out due to possible cracks, thereby extending the tiles' lifespan and preventing accidental swallowing by children.


- **Recommended Age:** Suitable for ages three and up (3+ years).
- **Choking Hazard:** Small parts. Not for children under 3 years.
- **Material:** Made from durable ABS Plastic.
- **Magnets:** Features permanent, stronger magnets for secure connections.



Smooth & Burr-free



ABS Plastic



Permanent Magnets



Storage Bag

Image: Detailed view of Coodoo magnetic blocks, emphasizing smooth and burr-free edges, durable ABS plastic construction, secure permanent magnets, and the included storage bag.

3. SETUP

The Coodoo Magnetic Blocks are designed for immediate play with minimal setup. Simply unpack the magnetic tiles and any included accessories from their packaging. Ensure all pieces are present and undamaged before play begins. No complex assembly is required to start building.

For convenient storage and portability, utilize the included storage bag to keep all your magnetic tiles organized when not in use or when traveling.



Image: A green drawstring bag with the Coodoo logo, designed for storing the magnetic blocks.

4. OPERATING INSTRUCTIONS

Coodoo Magnetic Blocks offer open-ended play, allowing children to explore their imagination freely. The blocks are compatible with major brands, enabling expansion of existing sets.

4.1. Basic Connection

Each magnetic tile contains magnets embedded along its edges. Simply bring two edges together, and the magnets will snap them into place. The strong magnets ensure stable connections for robust structures.

4.2. Exploring Shapes

The set includes various shapes such as squares, triangles, and hexagons. These fundamental geometric shapes allow for the creation of both 2D patterns and intricate 3D structures.

4.3. Creative Building

Encourage children to experiment with different combinations to build anything they can imagine. Examples include:

- **2D Designs:** Lay tiles flat to create colorful patterns, letters, or numbers.
- **3D Structures:** Connect tiles to form houses, castles, vehicles, animals, and more.
- **STEM Learning:** Develop math, science, spatial, and tactile skills through hands-on construction.

Intelligent Magnetic Building Blocks Set

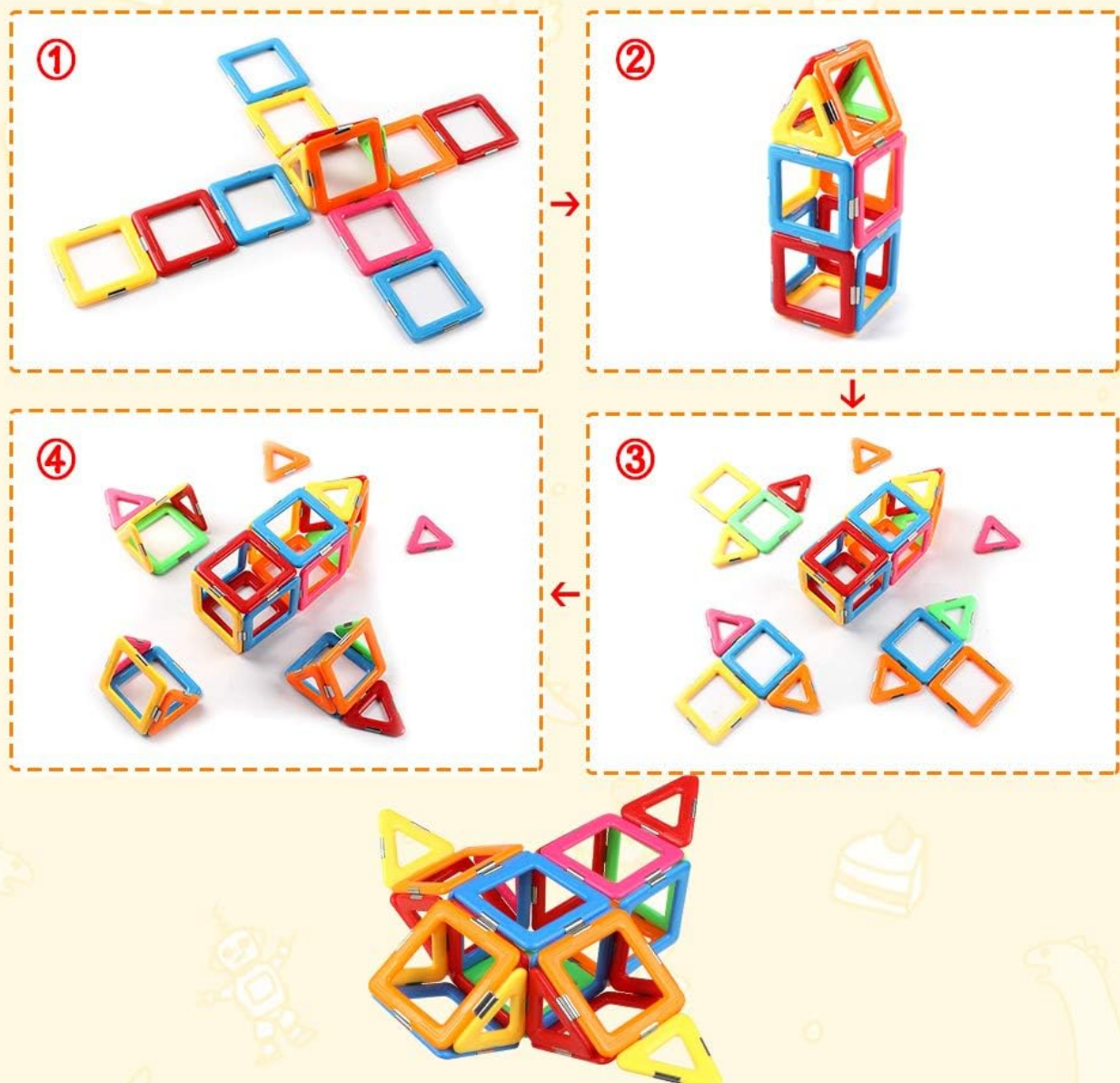


Image: A visual guide showing step-by-step construction of a rocket and other creative designs using magnetic blocks.

Fun for All Ages toys that grow with your child



Image: An array of advanced constructions, including multiple castles, a windmill, and a geodesic dome, showcasing the versatility of the magnetic blocks.

4.4. Idea Booklet

An idea booklet is included with the set to provide inspiration and guide children in creating various models. Follow the visual instructions or use them as a starting point for new designs.

Your browser does not support the video tag.

Video: An official product video demonstrating the building capabilities and creative potential of the Coodoo Upgraded Magnetic Blocks.

5. MAINTENANCE

To keep your Coodoo Magnetic Blocks clean and hygienic, simply wipe them down with a damp cloth. Avoid using

harsh chemicals or abrasive cleaners, as these may damage the plastic or affect the magnetic properties.

6. TROUBLESHOOTING

6.1. Blocks Not Connecting Properly

If blocks are not connecting as expected, ensure that the magnetic edges are aligned. While the magnets are strong, extreme misalignment can prevent a secure connection. Check for any debris on the magnetic surfaces that might interfere with the connection.

6.2. Structures Collapsing

For taller or more complex structures, ensure a stable base. Experiment with different base shapes and wider foundations to provide better support. The strength of the magnets is designed to hold structures, but physics still applies to large constructions.

7. SPECIFICATIONS

Feature	Detail
Brand Name	Coodoo
Model Number	Coodoo-30PCS
UPC	737269569879
Manufacturer Minimum Age	36.0 Months
Material Type	Acrylonitrile Butadiene Styrene (ABS)
Color	Multicolor
Number of Pieces	30
Item Dimensions	1.7 x 5.5 x 5.5 inches
Item Weight	0.62 Pounds
Educational Objective	STEM
Assembly Required	Yes (for building structures)

8. WARRANTY AND SUPPORT

8.1. Return Policy

This product is eligible for a 30-day refund/replacement policy. Please refer to your retailer's specific return guidelines for more details.

8.2. Contact Information

For any questions, concerns, or support regarding your Coodoo Magnetic Blocks, please contact the manufacturer:

- **Manufacturer:** Coodoo
- **Email:** coodoo@magworldtoys.com