

## VOLT PLUS TECH F9

# User Manual: Wireless V5.3 Bluetooth Earbuds

Model: F9 | Brand: VOLT PLUS TECH

### 1. INTRODUCTION

Thank you for choosing the VOLT PLUS TECH F9 Wireless V5.3 Bluetooth Earbuds. These earbuds are designed to provide a high-quality audio experience with advanced features such as 8D Bass, IPX4 water resistance, and a portable charging case that doubles as a power bank. This manual will guide you through the setup, operation, and maintenance of your new earbuds.



Image: The VOLT PLUS TECH F9 Wireless Earbuds resting inside their open charging case, displaying a "100" charge indicator on

the LED screen.

Your browser does not support the video tag.

Video: An animated overview showcasing the features of the VOLT PLUS TECH F9 Earbuds, including their charging case, phone charging capability, sound quality, water resistance, and Bluetooth 5.3 connectivity.

## 2. SETUP

### 2.1 Charging the Earbuds and Case

Before first use, fully charge the earbuds and the charging case. The case features a built-in 2000mAh battery, providing extended use for your earbuds and even acting as a power bank for your mobile phone.

- Connect the USB-C charging cable (included) to the charging port on the case and a power source.
- The LED display on the case will indicate the charging status. A full charge provides approximately 24 hours of total use for the earbuds.
- The charging case can recharge the earbuds up to 10 times and can also recharge your phone up to 2 times.



Image: The earbud charging case connected to a smartphone, demonstrating its power bank functionality to charge the phone.

## 25 Recharges

**25** times  
For Headset

**120h**  
Music time

**150h**  
Talk time

## 1 Recharge

**5h**  
Music time

**6h**  
Talk time



Image: A graphic illustrating the extended battery life provided by the charging case, showing total music and talk time with multiple recharges.

### 2.2 Pairing with Your Device

The earbuds feature Bluetooth 5.3 for stable and efficient connection. They are specifically compatible with Samsung Galaxy S20/FE/Ultra/S20+/5G/Fan Edition/Plus devices, but also work with most other Bluetooth-enabled smartphones and tablets.

1. Take both earbuds out of the charging case. They will automatically power on and enter pairing mode.
2. On your device (e.g., Samsung Galaxy S20), go to Bluetooth settings.
3. Select "F9" or the corresponding earbud name from the list of available devices.
4. Once connected, you will hear a confirmation tone, and the earbuds will be ready for use.

# S21/Ultra/S21+/Plus!



Image: The earbuds and their charging case positioned near a Samsung Galaxy smartphone, emphasizing their compatibility.

## 2.3 Choosing the Right Ear Tips

For optimal sound quality and comfort, select the ear tips that best fit your ears. The package includes three different sizes (small, large, and pre-installed standard size).

- Gently remove the pre-installed ear tips.
- Attach the desired size ear tips by pushing them onto the earbud nozzle until secure.

## 3. OPERATING THE EARBUDS



The F9 earbuds feature smart touch controls for easy management of your audio and calls.

3.1 Touch Control Functions

Function	Action (Left Earbud)	Action (Right Earbud)
Play/Pause	Press once	Press once
Next Song	Press twice quickly	N/A
Previous Song	N/A	Press twice quickly
Volume Up	N/A	Press three times
Volume Down	Press three times	N/A
Answer/End Call	Click/Double click	Click/Double click
Activate Voice Assistant (Siri/Android/Mic)	Press twice quickly	Press twice quickly

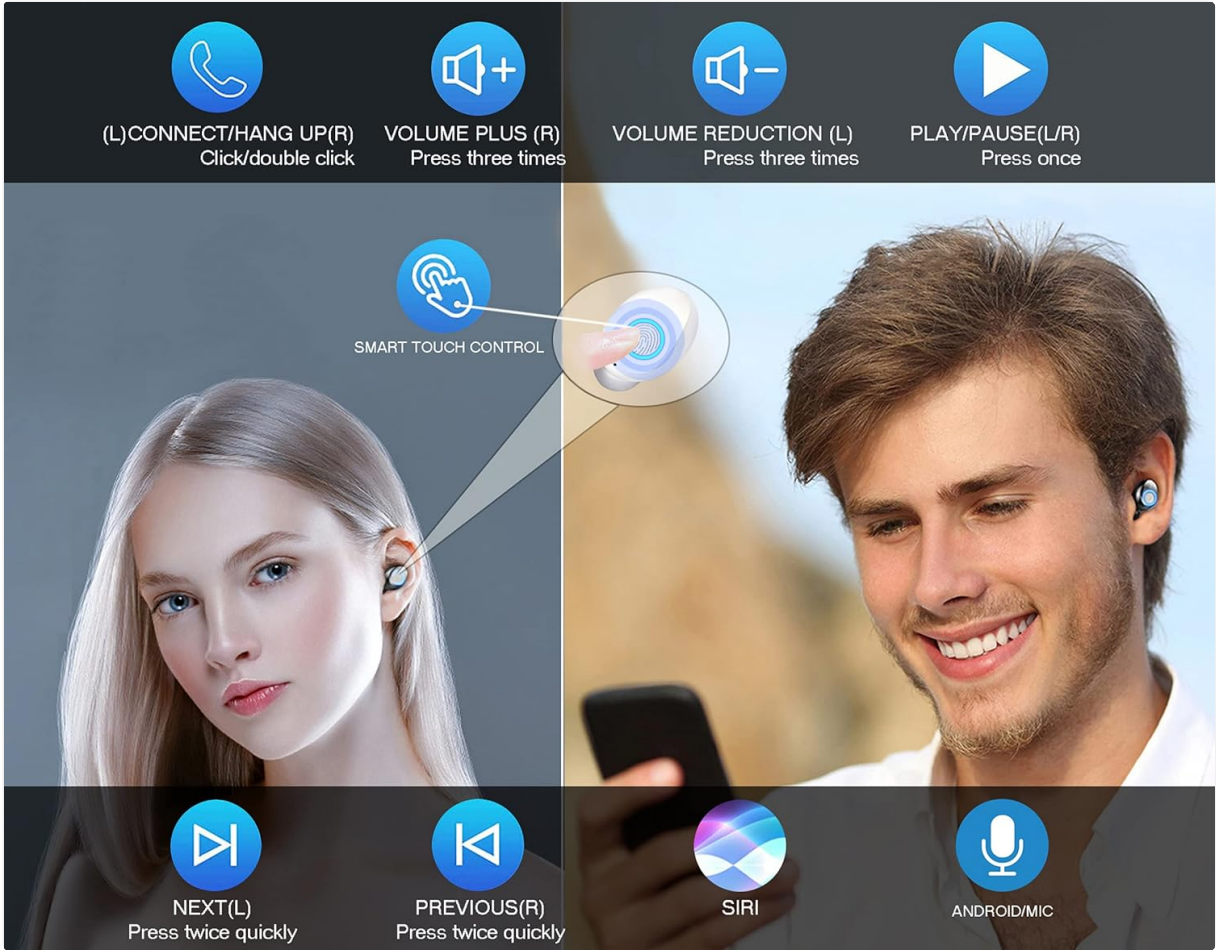


Image: A visual guide detailing the touch control gestures for various functions on the earbuds, including call management, volume adjustment, and track navigation.

4. MAINTENANCE

Proper maintenance ensures the longevity and optimal performance of your earbuds.

4.1 Cleaning

- Regularly clean the earbuds and charging case with a soft, dry, lint-free cloth.

- Remove ear tips and clean them separately with mild soap and water if necessary, ensuring they are completely dry before reattaching.
- Do not use abrasive cleaners or solvents.

## 4.2 Water Resistance (IPX4)

The earbuds are rated IPX4 water-resistant, meaning they are protected against splashing water from any direction. This makes them suitable for daily life activities, outdoor sports, and gym use where sweating occurs.

*Note: IPX4 rating does not mean they are fully waterproof or suitable for submersion in water. Avoid exposing them to heavy rain, showering, or swimming.*



Image: The earbuds shown amidst water splashes, visually representing their water resistance capabilities.

## 5. TROUBLESHOOTING

Problem	Possible Cause	Solution
Earbuds not pairing	Low battery; not in pairing mode; device Bluetooth off; interference.	Ensure earbuds and case are charged. Place earbuds back in case, then take them out to re-enter pairing mode. Turn device Bluetooth off and on. Move closer to the device.

Problem	Possible Cause	Solution
Only one earbud working	Earbuds not properly synced; one earbud low on battery.	Place both earbuds back in the charging case, close the lid, wait a few seconds, then take them out again. Ensure both earbuds are charged.
No sound or low volume	Device volume too low; earbuds not connected; ear tips blocked.	Increase device volume. Re-pair earbuds. Clean ear tips and earbud mesh.
Charging case not charging	Faulty cable/adapter; dirty charging port.	Try a different USB-C cable and power adapter. Clean the charging port gently.

## 6. SPECIFICATIONS

- **Model Name:** F9
- **Brand:** VOLT PLUS TECH
- **Bluetooth Version:** 5.3
- **Wireless Communication Technology:** Bluetooth
- **Noise Control:** Active Noise Cancellation
- **Water Resistance Level:** IPX4
- **Audio Driver Type:** Dynamic Driver (26mm)
- **Frequency Response:** 48000 KHz
- **Sensitivity:** 103 dB
- **Impedance:** 25.94 Ohm
- **Battery Life (Earbuds):** 5 hours music time, 6 hours talk time (per charge)
- **Carrying Case Battery Capacity:** 2000 Milliamp Hours
- **Carrying Case Battery Average Life:** 24 Hours (total with recharges)
- **Carrying Case Charging Time:** 2 Hours
- **Bluetooth Range:** 33 Feet (approx. 10 meters)
- **Control Method:** Touch
- **Compatible Devices:** Samsung Galaxy S20/FE/Ultra/S20+/5G/Fan Edition/Plus (and other Bluetooth devices)
- **Item Weight:** 4 Ounces
- **Product Dimensions:** 1 x 1.7 x 1.5 inches
- **Material:** Aluminum, Hi Strength Plastic, Metal
- **Included Components:** Earbuds, Charging/Storage Case, USB-C Charging Cable, User Manual, Ear Tips (Small, Large)








Image: Visual representation of the dimensions for both the earbuds and their charging case.

## 7. WARRANTY AND SUPPORT




For warranty information or technical support, please contact the manufacturer, VOLT PLUS TECH, or the seller, Essential Contraptions, through the platform where you purchased the product. Please refer to your purchase documentation for specific warranty terms and contact details.

For general inquiries, you may visit the [VOLT PLUS TECH Store on Amazon](#).

## Related Documents - F9

	<p><a href="#">F9 Bluetooth Earbuds V5.2+EDR User Manual</a></p> <p>User manual for the F9 Bluetooth Earbuds, detailing specifications, pairing, usage, touch controls, charging, troubleshooting, and important safety warnings. Features Bluetooth V5.2+EDR for wireless audio.</p>
	<p><a href="#">Bluetooth Earbuds F9 User Manual</a></p> <p>User manual for the F9 Bluetooth Earbuds, covering specifications, operation, pairing, care, safety, warranty, packing details, and troubleshooting.</p>
	<p><a href="#">boAt Immortal 111 True Wireless Earbuds User Manual</a></p> <p>User manual for the boAt Immortal 111 True Wireless Earbuds, detailing setup, features like ENx™ Tech and BEAST™ Mode, functions, specifications, and important warnings for optimal usage.</p>



 The image shows a pair of black and silver Argom Tech SkeiPods E95 Active Wireless Sport Earbuds. The earbuds are shown in their charging case, which is open. The text "ARGOM TECH SKEIPODS E95" is visible at the top, and "ACTIVE WIRELESS SPORT EARBUDS All-day Comfort with Secure Fit & Superior Sound GET STARTED" is at the bottom.	<p><a href="#">Argom Tech SkeiPods E95 Active Wireless Sport Earbuds User Manual</a></p> <p>User manual for Argom Tech SkeiPods E95 Active Wireless Sport Earbuds. Learn about features like AI Noise Cancelling, IPX7 waterproofing, Bluetooth 5.3, battery life, pairing, music/call controls, charging, and safety guidelines.</p>
 The image shows the boAt Airdopes 71 TWS Wireless Earbuds. The earbuds are shown in their charging case, which is open. The text "boAt AIRDOPES 71" is visible at the top.	<p><a href="#">boAt Airdopes 71: TWS Wireless Earbuds User Manual &amp; Specifications</a></p> <p>Comprehensive guide to the boAt Airdopes 71 True Wireless Stereo (TWS) earbuds. Learn about features like BEAST™ Mode, ENx™ Tech, IWP™, pairing, charging, basic functions, and specifications.</p>
 The image shows the Boult Audio Z40 Pro TWS Bluetooth Earbuds. The earbuds are shown in their charging case, which is open. The text "Z40 Pro" is visible at the top.	<p><a href="#">Boult Audio Z40 Pro: TWS Bluetooth Earbuds User Guide and Features</a></p> <p>Comprehensive guide to the Boult Audio Z40 Pro TWS Bluetooth headset, covering features, specifications, usage, pairing, and maintenance for an immersive audio experience.</p>