

Manuals+

[Q & A](#) | [Deep Search](#) | [Upload](#)

manuals.plus /

› [CROSSIO](#) /

› [CROSSIO Modern Crystal Ceiling Fan with Lights User Manual](#)

CROSSIO D42"

CROSSIO Modern Crystal Ceiling Fan with Lights

Model: D42"

PRODUCT OVERVIEW

The CROSSIO Modern Crystal Ceiling Fan with Lights is designed to enhance your living space with both elegance and functionality. This 42-inch retractable fandelier features a stunning gold finish and K9 crystal accents, making it a perfect fit for modern, contemporary, or classic interiors. It provides efficient air circulation and versatile lighting options, suitable for various rooms including bedrooms, living rooms, dining rooms, kitchen islands, offices, kid's rooms, and study rooms.



Image: The CROSSIO Modern Crystal Ceiling Fan with Lights, showcasing its elegant design and retractable blades in a room setting.

IMPORTANT SAFETY INFORMATION

Please read all instructions carefully before installation and use to ensure safe operation and prevent damage. Always consult a qualified electrician for installation if you are unsure.

- Ensure the power supply is disconnected at the circuit breaker before installation or maintenance.
- The fan must be securely mounted to a ceiling joist or a suitable support structure capable of holding the fan's weight (approximately 29.6 pounds).
- Do not bend the fan blades during installation or cleaning.
- Keep hands, hair, and clothing clear of the fan blades when the fan is operating.
- This product is designed for indoor use only and is not water resistant.

PACKAGE CONTENTS

Verify that all components are present and undamaged before beginning installation:

- Ceiling Fan Unit with Integrated LED Light and Crystal Shade
- 4 Retractable Acrylic Fan Blades
- Remote Control
- Downrods (10" and 5" options)
- Mounting Bracket and Hardware
- Instruction Manual (PDF available online)



Stable Quiet Motor

Clear K9 Crystal

4 Acrylic Fan Blades



Image: Detailed view of the fan's stable quiet motor, clear K9 crystal elements, and the four transparent acrylic fan blades.

INSTALLATION GUIDE

For detailed installation steps, please refer to the official Installation Manual (PDF) provided with your product or available for download from the manufacturer's website. Key steps include:

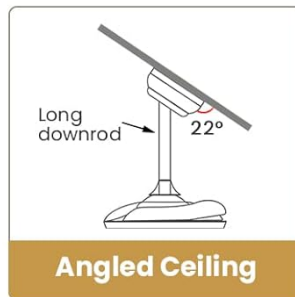
Mounting Options

The fan supports both flat ceiling and angled ceiling installations (up to 22° inclination). Select the appropriate downrod (10" or 5") based on your ceiling height and preference.

PRODUCT INFORMATION



Mounting Option



Room Size

75-144 sq ft.

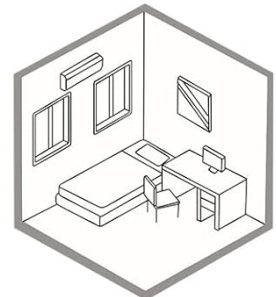


Image: A diagram illustrating the product dimensions, suitable mounting options for flat and angled ceilings, and the recommended room size (75-144 sq. ft.) for optimal performance.

Wiring

Connect the fan's black wire to the live wire, the white wire to the neutral wire, and the ground wire to the household ground wire. Ensure all connections are secure and insulated.

OPERATING INSTRUCTIONS

Control Methods

The fan and light functions can be controlled independently using the included remote control or a dedicated smartphone application. The app provides comprehensive control over all features.

3 TYPES OF CONTROL

- || Remote Control
- || APP Control
- || Wall Control



(NOT included)



Brightness & Color Temperatures Adjust



Reversible Function



Quick-switch of Color Temperatures



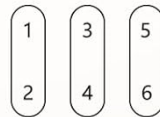
Night Mode



2H Timing



Natural Wind



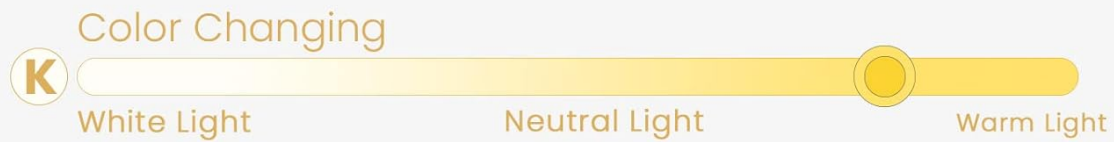
6 Wind Speed

Image: An illustration detailing the three control types: remote control, app control, and compatibility with a wall switch (not included).

Light Control

The built-in 72-watt LED strip offers stepless dimming and color changing capabilities. Adjust brightness from 425 lumens to 6120 lumens and color temperature from warm light to cool light to suit your mood and occasion.

DIMMABLE LED



1

White Light



2

Neutral Light



3

Warm Light

Image: A visual representation of the dimmable LED feature, showing the range of brightness from 425 to 6120 lumens and color temperature options including white, neutral, and warm light.

Fan Operation

The fan features a reversible motor, allowing you to change the direction of airflow for year-round comfort. Use downdraft mode for a cool breeze in hot weather and updraft mode to circulate warm air during colder months. It offers 6 adjustable wind speeds for personalized comfort.

REVERSIBLE FUNCTION

Suitable for all year round!



Image: A diagram illustrating the reversible function, showing downdraft mode for delivering cool breeze on hot days and updraft mode for promoting warm air circulation on cold days.

The fan is equipped with a mute motor, ensuring quiet operation for an undisturbed environment. A timer setting allows you to schedule automatic shutdown, ideal for night mode or energy saving.



Mute Motor

Creates a quiet environment and guarantees the quality of your sleep.



Timing Setting

Support timing sleep shutdown and don't worry about catching a cold.

Image: This image highlights the mute motor, which ensures quiet operation, and the timing setting feature, allowing for scheduled sleep shutdown.

Product Demonstration Video

Your browser does not support the video tag.

Video: This video demonstrates the aesthetic appeal and functionality of the Gold Crystal Ceiling Fan, showcasing its design and how it operates in a room setting.

MAINTENANCE

To maintain the appearance and performance of your CROSSIO ceiling fan, follow these simple maintenance guidelines:

- **Cleaning:** Dust the fan blades and crystal components regularly with a soft, dry cloth. For stubborn spots on crystals, a slightly damp cloth with mild glass cleaner can be used, ensuring no liquid enters the electrical components.
- **Blade Care:** The acrylic blades are designed to retract. Avoid manually forcing them.
- **Light Source:** The LED light source is built-in and generally does not require replacement. If issues arise,

contact customer support.

TROUBLESHOOTING

If you encounter any issues with your CROSSIO ceiling fan, refer to the table below for common problems and their solutions:

Problem	Possible Cause	Solution
Fan does not turn on	No power supply; Loose wiring; Remote control battery dead	Check circuit breaker; Verify wiring connections; Replace remote control battery.
Light does not turn on	Loose wiring; LED module issue	Check wiring connections; Contact customer support if LED module is faulty.
Fan makes rattling noise	Loose components; Improper installation	Ensure all screws and connections are tightened; Recheck installation steps. If the issue persists, contact customer support.
Remote control not working	Battery dead; Remote not paired	Replace battery; Refer to manual for remote pairing instructions.

SPECIFICATIONS

Feature	Detail
Brand	CROSSIO
Model	D42"
Color	Gold
Material	Metal, Acrylic, Crystal
Product Dimensions	42"L x 42"W x 21.7"H (extended)
Light Source Type	LED
Wattage	72 watts
Voltage	120 Volts
Brightness	6120 Lumen
Control Method	Remote Control, App Control
Special Features	Timing Function, Stepless Dimming, Color Changing, Reversible Function, 6 Wind Speed
Item Weight	29.6 pounds

WARRANTY AND SUPPORT

The CROSSIO Modern Crystal Ceiling Fan comes with a **1-year warranty**. If you have any questions about this fandelier ceiling fan with light or encounter any trouble, feel free to contact us. We are committed to providing excellent customer service and will always be here to help you.

For further assistance, please visit the official CROSSIO Store on Amazon or refer to the contact information provided in your purchase documentation.

Online Resources:

- Installation Manual (PDF): [Download PDF](#)
- App Download: <http://www.jasonghost.com/fanlamppro/>