

## EasySMX V07W

# EasySMX Wireless Gaming Headset User Manual

MODEL: V07W

Your comprehensive guide to setup, operation, and maintenance.

## 1. Introduction

The EasySMX V07W Wireless Gaming Headset offers a versatile audio solution for gamers across multiple platforms. Featuring 2.4G wireless, Bluetooth 5.2, and 3.5mm wired connectivity, it provides ultra-low latency for gaming and broad compatibility with various devices. Designed for comfort during extended use, it includes a detachable noise-cancelling microphone and immersive Hi-Fi stereo sound with 50mm drivers.

## 2. Package Contents

Please check the box for the following items:

- EasySMX V07W Wireless Gaming Headset
- 2.4G USB Dongle
- Detachable Noise Cancelling Microphone
- 3.5mm Audio Cable
- Type-C Charging Cable
- User Manual (this document)

# What's in the Box



Figure 2.1: Contents of the EasySMX V07W Headset package, including the headset, USB dongle, detachable microphone, 3.5mm audio cable, and Type-C charging cable.

## 3. Product Overview

Familiarize yourself with the various components and controls of your EasySMX V07W Wireless Gaming Headset.



Figure 3.1: The EasySMX V07W Wireless Gaming Headset, showcasing its sleek design and integrated RGB lighting on the earcups.

### 3.1 Controls and Indicators





Figure 3.2: Detailed diagram highlighting the LED button, Power button, USB-C Charging Jack, Indicator Light, Microphone, 3.5mm Audio Jack, Volume Control Wheel, and Mute button on the headset.

- **Power Button:** Press and hold to power on/off the headset.
- **LED Button:** Controls the RGB lighting effects on the earcups.
- **Volume Control Wheel:** Adjusts the audio output volume.
- **Mute Button:** Mutes or unmutes the microphone.
- **USB-C Charging Jack:** For charging the headset's internal battery.
- **3.5mm Audio Jack:** For wired connection to compatible devices.
- **Microphone Port:** Connects the detachable noise-cancelling microphone.

### 3.2 Key Features

- **Multi-Mode Connectivity:** Supports 2.4G Wireless USB, Bluetooth 5.2, and 3.5mm Wired connections for broad compatibility.
- **Immersive Audio:** Equipped with 50mm drivers and dual-chamber design for stereo Hi-Fi level sound and 3D surround sound experience.
- **Detachable Noise-Cancelling Microphone:** Provides clear voice communication and can be removed when not needed.
- **Comfortable Design:** Lightweight with soft memory foam earmuffs and an adjustable headband for extended wear.
- **RGB Lighting:** Dynamic RGB gradient lighting on earcups for enhanced aesthetics.
- **Long-Lasting Battery:** Built-in 1200mAh lithium battery provides up to 25 hours of continuous use (at 50% volume in Bluetooth mode).

# 3D Surround Sound

Immersive Gaming Experience




Figure 3.3: An exploded view illustrating the components that contribute to the headset's 3D surround sound capability, enhancing the immersive gaming experience.



# Game and Music in Comfortable




Figure 3.4: Visual comparison highlighting the soft and breathable material, durable metal design, and luxury protein earpads for superior comfort.

## 4. Setup

Before using your EasySMX V07W headset, ensure it is fully charged. Connect the Type-C charging cable to the headset's USB-C port and a power source. The indicator lights will show charging status.

### 4.1 Attaching the Microphone

The microphone is detachable. Align the microphone's 3.5mm jack with the port on the left earcup and push firmly until it clicks into place. To remove, gently pull the microphone straight out.

## 4.2 Powering On/Off

Press and hold the Power Button on the earcup for approximately 3 seconds to turn the headset on or off. You will hear an audible prompt.

## 5. Operating Instructions

---

The EasySMX V07W headset supports three connection modes: 2.4G Wireless, Bluetooth, and 3.5mm Wired. Choose the appropriate mode based on your device and preference.

# 3 Connection Modes

Tips: Wireless is not available for Xbox

## Bluetooth



Bluetooth



Steam Deck



Nintendo Switch Series



Phone / Tablet / Laptop



iPhone / iPad / MacBook

## 2.4Ghz USB



USB port



PS5



PS4



Computer



Laptop

## Wired



3.5mm  
Audio jack plug



Xbox Series X/S

Xbox one



Steam Deck



Phone / Tablet / Laptop  
With 3.5mm audio port



Nintendo Switch Series

Figure 5.1: Overview of the three available connection modes and compatible devices for each mode.

### 5.1 2.4G Wireless Connection (for PC, PS4, PS5, Nintendo Switch)

1. Plug the 2.4G USB dongle into an available USB port on your PC, PS4, PS5, or Nintendo Switch dock.
2. Power on the headset by holding the Power Button. The headset will automatically attempt to pair with the dongle.
3. Once connected, the indicator light on the dongle and headset will stabilize.
4. On your device, ensure the EasySMX V07W headset is selected as the audio input and output device in sound settings.



## 5.2 Bluetooth Connection (for Mobile Phones, Laptops, Mac, Nintendo Switch)

1. Power on the headset.
2. Activate Bluetooth on your mobile phone, laptop, Mac, or Nintendo Switch.
3. On your device, search for "EasySMX V07W" in the Bluetooth device list and select it to pair.
4. The headset will indicate a successful connection.

## 5.3 3.5mm Wired Connection (for Xbox One/Series X/S, PC, PS4/PS5 Controller, Nintendo Switch, Mobile Phones)

1. Ensure the headset is powered off for wired use.
2. Connect one end of the provided 3.5mm audio cable to the 3.5mm audio jack on the headset.
3. Connect the other end of the 3.5mm audio cable to the audio port on your device (e.g., Xbox controller, PC audio jack, phone).
4. Audio will now be transmitted via the wired connection. Note: RGB lighting and wireless functions are not available in wired mode.

## 5.4 Device Compatibility Matrix



Figure 5.2: A detailed compatibility matrix showing audio and microphone support for different devices across 2.4GHz USB, Bluetooth, and Wired connections.

## 6. Maintenance

To ensure the longevity and optimal performance of your EasySMX V07W headset, follow these maintenance guidelines:

- **Cleaning:** Use a soft, dry cloth to wipe down the headset. For earcups, a slightly damp cloth can be used, but ensure no moisture enters the speaker grilles.
- **Storage:** Store the headset in a cool, dry place away from direct sunlight and extreme temperatures.
- **Charging:** Charge the headset regularly, even if not in frequent use, to maintain battery health. Avoid overcharging.

- **Handling:** Avoid dropping the headset or subjecting it to strong impacts. Do not pull on cables excessively.

## 7. Troubleshooting

---

If you encounter issues with your EasySMX V07W headset, please refer to the following common troubleshooting steps:

- **No Sound/Low Volume:**
  - Check the volume control wheel on the headset and your device's volume settings.
  - Ensure the headset is properly connected (dongle inserted, Bluetooth paired, or 3.5mm cable fully plugged in).
  - Verify that the headset is selected as the default audio output device in your system settings.
- **Microphone Not Working:**
  - Ensure the detachable microphone is securely plugged into its port.
  - Check if the microphone mute button on the headset is disengaged.
  - Verify that the headset microphone is selected as the default input device in your system's sound settings.
  - For PC, check privacy settings to ensure applications have access to the microphone.
- **Connection Issues (Wireless/Bluetooth):**
  - Ensure the headset is fully charged.
  - Move closer to the USB dongle or Bluetooth device to reduce interference.
  - Try re-pairing the headset (for Bluetooth) or re-inserting the USB dongle (for 2.4G wireless).
  - Avoid using the headset near other strong wireless signals (e.g., Wi-Fi routers).
- **RGB Lights Not Working:**
  - Press the LED button on the earcup to cycle through lighting modes or turn them on/off.
  - Ensure the headset has sufficient battery charge.

For more detailed troubleshooting, please refer to the official [Troubleshooting Guide \(PDF\)](#) available online.

## 8. Specifications

---

Key technical specifications for the EasySMX V07W Wireless Gaming Headset:

Feature	Specification
Model Name	V07W
Connectivity Technology	2.4GHZ Wireless, Bluetooth 5.2, 3.5mm Jack Wired
Headphones Jack	3.5 mm Jack
Audio Driver Type	Dynamic Driver (50mm)
Frequency Range	20 Hz - 20,000 Hz
Audio Latency	15 Milliseconds (2.4G)
Bluetooth Range	10 Meters
Battery Capacity	1200mAh Lithium Ion
Charging Time	4 Hours

Feature	Specification
Continuous Use (Wireless)	Up to 25 Hours (50% volume, Bluetooth mode)
Item Weight	0.085 ounces (approx. 2.4 grams)
Ear Placement	Over Ear
Noise Control	Active Noise Cancellation (Microphone)
Compatible Devices	Windows, Nintendo Switch, PlayStation 4, PlayStation 5, Xbox One (wired only)





## 9. Warranty and Support

EasySMX products are designed and manufactured to the highest quality standards. For information regarding warranty coverage, technical support, or service inquiries, please visit the official EasySMX website or contact their customer service directly.

You can also find more information and support resources on the[EasySMX Store on Amazon](#).



### Related Documents - V07W


	<p><a href="#">EasySMX V07W Wireless Gaming Headset Firmware Upgrade Guide</a></p> <p>Step-by-step instructions for upgrading the firmware of the EasySMX V07W Wireless Gaming Headset using the provided software and a video tutorial.</p>
	<p><a href="#">EasySMX 9100Pro Wired Game Controller User Manual</a></p> <p>User manual for the EasySMX 9100Pro wired game controller, detailing product features, connectivity options for PC, PS3, and Android, Turbo button functionality, and essential safety precautions.</p>
	<p><a href="#">EasySMX X20 Controller User Manual and Features</a></p> <p>Comprehensive guide to the EasySMX X20 controller, detailing its features, connectivity, button functions, and troubleshooting for PC and console gaming.</p>
	<p><a href="#">EasySMX VIP002W Беспроводная игровая гарнитура Руководство пользователя</a></p> <p>Полное руководство пользователя для беспроводной игровой гарнитуры EasySMX VIP002W, охватывающее настройку, функции, технические характеристики и контактную информацию.</p>





[EasySMX 9124 Game Controller Manual: Setup, Features, and Troubleshooting](#)

Comprehensive user manual for the EasySMX 9124 Game Controller. Learn how to connect to PC, Switch, mobile devices, use turbo functions, program buttons, adjust vibration, and manage LED lights. Includes product specifications and troubleshooting tips.



[EasySMX M10 Type-C Controller Manual and Operating Instructions](#)

A comprehensive guide to the EasySMX M10 Type-C wired controller, detailing setup, features, specifications, troubleshooting, and package contents for PC gaming.