

Best Choice Products SKY5894

Best Choice Products Electric Power Lift Recliner Massage Chair (Model SKY5894) User Manual

1. IMPORTANT SAFETY INSTRUCTIONS

Please read and understand all instructions before using this product. Failure to follow these instructions may result in injury or product damage. Keep this manual for future reference.

- Always follow assembly instructions carefully.
- Do not exceed the maximum weight capacity of **330 lbs.**
- Use power lift and massage functions with caution.
- Be aware of heat settings to prevent burns.
- Keep cupholders clean and free of spills to prevent hazards.
- This product is for residential use only.
- Ensure all electrical connections are secure before operation.
- Keep children and pets away from moving parts.

2. PRODUCT OVERVIEW

The Best Choice Products Electric Power Lift Recliner Massage Chair is designed to provide comfort and convenience. It features power lift and recline functions, multiple massage modes with heat, integrated cupholders, and a USB charging port.



Figure 2.1: Overall view of the Best Choice Products Electric Power Lift Recliner Massage Chair.

Key Features:

- **Power Lift Design:** Easy adjustment for tilting forward or reclining with a side button.
- **Massage + Heat:** Remote-controlled massage modes (back, lumbar, thighs, lower legs) with high/low intensity and two heat settings for the lumbar area.
- **3 Positions:** Adjustable to reclined & lifted, lifted leg rest, or lifted chair positions.
- **Sturdy & Convenient:** Anti-tipping base, side pockets for storage, and a USB port for charging devices.
- **Integrated Cupholders:** For added convenience.

3. PACKAGE CONTENTS

Verify that all components are present before beginning assembly. Refer to the included Assembly Guide for a detailed list and diagrams.

- Chair Backrest
- Chair Seat with Base
- Armrests (Left and Right)
- Power Adapter
- Remote Control for Massage/Heat
- Assembly Guide

4. ASSEMBLY INSTRUCTIONS

Assembly typically requires two people. Follow the detailed steps provided in the included Assembly Guide.

1. Unpack all components and ensure they are free from damage.
2. Attach the backrest to the chair seat base. Ensure it clicks securely into place.
3. Slide the left and right armrests onto their respective slots on the chair base.
4. Connect all necessary electrical wires as indicated in the Assembly Guide. Ensure connections are firm.
5. Plug the power adapter into a wall outlet.



Figure 4.1: Product dimensions for planning placement and assembly.

5. OPERATING INSTRUCTIONS

5.1 Power Lift and Reclining Functions

The chair features an easy-to-reach button on the side for adjusting its position.

- To **recline**, press and hold the appropriate button to move the backrest backward and extend the footrest.
- To **lift** the chair (tilt forward), press and hold the other button. This assists users in standing up from the chair.
- Release the button when the desired position is reached.

DEPENDABLE COMFORT

Relax in a variety of ways that provide comfort to the body through massage and heat



Figure 5.1: The power lift design allows for easy tilting and lifting.

5.2 Massage and Heat Functions

Use the provided remote control to activate and customize the massage and heat features.

- **Power Button:** Press to turn the massage and heat functions on/off.
- **Heat Button:** Activates or deactivates the heat function in the lumbar area. There are two heat settings.
- **Intensity:** Adjust massage intensity between high and low settings.
- **Mode:** Cycle through different massage modes (e.g., pulse, press, wave, auto, normal).
- **Target Areas:** Select specific areas for massage, including back, lumbar, thighs, and lower legs.

POWER LIFT DESIGN

Easy recline and power lift functionality provides comfort and convenience for anyone in need of assistance



Figure 5.2: The remote control allows for customization of massage modes, intensity, and heat.

5.3 USB Port Usage

A USB port is located on the side of the chair for convenient charging of wireless devices.

- Connect your device's USB charging cable to the port.
- Ensure the chair is powered on for the USB port to function.



MASSAGE + HEAT

Incredibly soothing heat in the backrest pairs with massage points to promote ample comfort



Remote



Timer



5 Modes

Figure 5.3: The chair features convenient side pockets, cupholders, and a USB port.

6. MAINTENANCE AND CARE

Proper care will extend the life of your recliner chair.

- **Cleaning:** Spot or wipe clean with a damp cloth. Avoid harsh chemicals or abrasive cleaners.
- **Spills:** Immediately blot any spills with a clean, dry cloth.
- **Inspection:** Periodically check all connections and moving parts for wear or damage.
- **Power Cord:** Ensure the power cord is not pinched or damaged.

7. TROUBLESHOOTING

If you encounter issues with your chair, refer to the following common solutions:

- **Chair Not Responding:** Check if the power cord is securely plugged into both the chair and the wall outlet. Ensure the wall outlet is functional.
- **Massage/Heat Not Working:** Verify the remote control is properly connected and its power button is activated. Check for any loose connections.
- **Unusual Noises:** Inspect the chair's base and moving mechanisms for any obstructions. Ensure all assembly bolts are tightened.
- **Tipping Hazard:** Ensure the chair is placed on a flat, stable surface and the anti-tipping base is fully engaged.

If problems persist, contact Best Choice Products customer support.

8. SPECIFICATIONS







Feature	Detail
Brand	Best Choice Products
Model Name	Electric Power Lift Recliner Massage Chair w/ Heat, USB Port, Cupholders
Model Number	SKY5894
Color	Black
Product Dimensions	38"D x 33"W x 40"H
Material	PU Leather (Faux Leather finish, Foam fill, Suede upholstery fabric type)
Maximum Weight Recommendation	330 Pounds
Reclining Position Count	3
Special Features	Arm Rest, Power Lift, Massage, Heat, USB Port, Cupholders
Item Weight	91.5 pounds
UPC	842957123346

9. WARRANTY AND SUPPORT

For warranty information, product support, or to purchase extended protection plans, please contact Best Choice Products directly. Refer to your purchase documentation for specific warranty terms and conditions.

You can visit the [Best Choice Products Store on Amazon](#) for more information.

Related Documents - SKY5894

	<p>Best Choice Products Massage Chair Instruction Manual</p> <p>Comprehensive instruction manual for the Best Choice Products Massage Chair models SKY5894, SKY5895, and SKY5896. Includes safety notices, product specifications, assembly instructions, remote diagram, operation guide, and warranty information.</p>
	<p>Best Choice Products Massage Chair Instruction Manual</p> <p>Instruction manual for the Best Choice Products Massage Chair, covering safety guidelines, specifications, assembly instructions, remote control functions, and product operation. Includes model numbers SKY5894 through SKY7267.</p>
	<p>Best Choice Products Massage Chair Recliner Instruction Manual</p> <p>Instruction manual for the Best Choice Products Massage Chair Recliner, including assembly, operation, and warranty information. Covers models SKY2238, SKY2239, and SKY5626.</p>
	<p>Best Choice Products SKY3704 Swing Chair Assembly Instructions</p> <p>Comprehensive assembly guide and safety information for the Best Choice Products SKY3704 swing chair. Includes parts list, hardware details, step-by-step instructions, and warranty information.</p>
	<p>Best Choice Products Kitchen Playset Instruction Manual</p> <p>Comprehensive assembly instructions and product information for the Best Choice Products Kitchen Playset. Includes safety warnings, parts list, hardware details, and assembly steps.</p>
	<p>Best Choice Products Greenhouse and Cover Instruction Manual (SKY2533)</p> <p>Instruction manual for the Best Choice Products Greenhouse and Cover (Model SKY2533). Provides detailed assembly steps, parts list, safety warnings, and warranty information for setting up and using the product.</p>

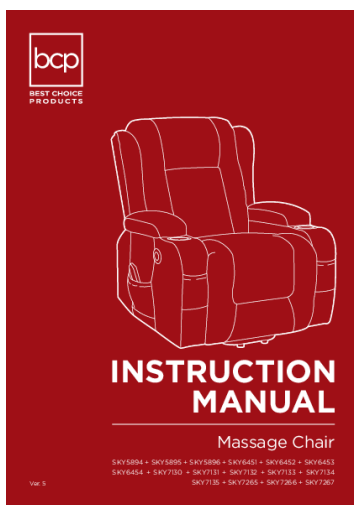


[\[pdf\]](#) User Manual Instructions Warranty

SKY5894 5895 5896 6451 6452 6453 6454 Instruction v4 Download Manual Electric Power Lift Recliner Massage Chair w Heat USB Port Cupholde Best Choice Products woj3q8ys9konfko7eyvf images salsify image upload s NXQK5RDv |||

INSTRUCTION MANUAL Ver. 4 Massage Chair **SKY5894** SKY5895 SKY5896 SKY6451 SKY6452 SKY6453 SKY6454 NOTICE Firmly secure all parts before use. Reconfirm that all parts are secure every 90 days. LBS Do not use or store this item or its parts in the proximity of open flame or flammable/...

lang:en score:46 filesize: 235.78 K page_count: 8 document date: 2021-11-02



[\[pdf\]](#) User Manual Instructions Warranty

SKY5894 5895 5896 6451 6452 6453 6454 7130 7131 7132 7133 7134 7135 Instruction v5 Download Manual Electric Power Lift Recliner Massage Chair w Heat USB Port Cupholde Best Choice Products lygdjbakm4ll2ogvb8ey images salsify image upload s wPyktcg |||

INSTRUCTION MANUAL Ver. 5 Massage Chair **SKY5894** SKY5895 SKY5896 SKY6451 SKY6452 SKY6453 SKY6454 SKY7130 SKY7131 SKY7132 SKY7133 SKY7134 SKY7135 SKY7265 SKY7266 SKY7267 NOTICE Firmly secure all parts before use. Reconfirm that all parts are secure every 90 days. LBS ...

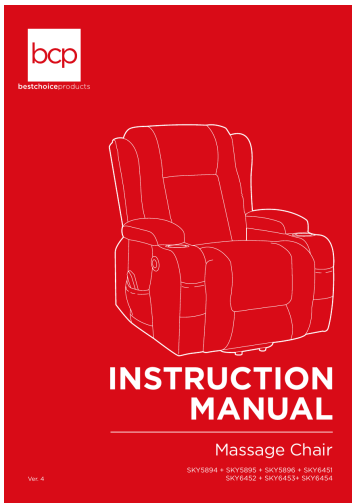
lang:en score:44 filesize: 235.19 K page_count: 8 document date: 2023-06-26



[Best Choice Products Massage Chair Instruction Manual](#)

Comprehensive instruction manual for the Best Choice Products Massage Chair models SKY5894, SKY5895, and SKY5896. Includes safety notices, product specifications, assembly instructions, remote diagram, operation guide, and warranty information.

lang:en score:40 filesize: 235.53 K page_count: 8 document date: 2021-07-09

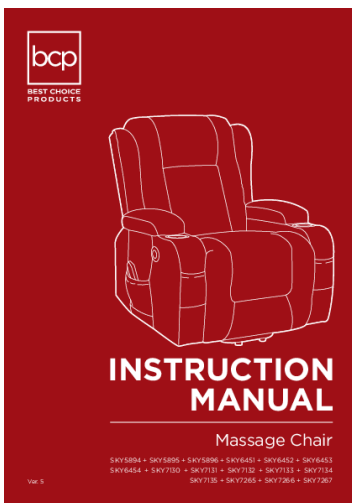


[\[pdf\]](#) Instructions Warranty

SKY5894 5895 5896 6451 6452 6453 6454 Instruction v4 Download ManualElectric Power Lift Recliner
Massage Chair w Heat USB Port Cupholde Best Choice Productsv1images salsify image upload s
uiFx6zj3 006eab301b761242f1fdf65f0be1a1e42affe631 |||

INSTRUCTION MANUAL Ver. 4 Massage Chair **SKY5894** SKY5895 SKY5896
SKY6451 SKY6452 SKY6453 SKY6454 NOTICE Firmly secure all parts before use.
Recon rm that all parts are secure every 90 days. LBS Do not use or store this item or
its parts in the proximity of open ame or...

lang:en **score:34** filesize: 235.78 K page_count: 8 document date: 2021-11-02



[Best Choice Products Massage Chair Instruction Manual](#)

Instruction manual for the Best Choice Products Massage Chair, covering safety
guidelines, specifications, assembly instructions, remote control functions, and
product operation. Includes model numbers SKY5894 through SKY7267.

lang:en **score:32** filesize: 235.19 K page_count: 8 document date: 2023-06-26