

TecTake 403730

TecTake® Polyrattan Garden Furniture Set Instruction Manual

Model: 403730

IMPORTANT SAFETY INFORMATION

Always read and understand all instructions before assembly and use.

Ensure stability of the furniture by using the supplied protective cover and securing it to the ground if necessary. Check the load capacity before use and keep small parts or sharp edges away from children.

Keep all packaging materials away from children. Dispose of packaging responsibly.

Do not exceed the specified load capacities for chairs, stools, and table.

PRODUCT OVERVIEW

The TecTake® Polyrattan Garden Furniture Set is designed to enhance your outdoor living space. This set includes 6 dining chairs, 1 table with 3 glass plates, and 4 stools, providing seating for up to 10 people. It features a robust steel frame and high-quality polyrattan weaving, ensuring durability and a modern aesthetic.



Figure 1: Complete TecTake Polyrattan Garden Furniture Set, including chairs, table, stools, and protective cover.



Figure 2: The furniture set arranged in an outdoor environment, showcasing its design and functionality.

Key Features:

- **High-Quality Polyrattan:** Durable and long-lasting material for outdoor use.
- **Robust Steel Frame:** Ensures stability and longevity, with stainless steel screws for rust resistance.
- **Comfortable Seating:** Includes soft, 5 cm thick, removable seat cushions for chairs and stools.
- **Space-Saving Design:** Chairs and stools neatly fit under the table for compact storage.
- **Safety Glass Tabletop:** Features three sleek, durable glass plates.
- **Protective Rain Cover:** Included for easy maintenance and protection against elements.

PACKAGE CONTENTS

Before beginning assembly, please verify that all components listed below are present and undamaged. If any parts are missing or damaged, contact customer support immediately.

Item	Quantity	Description
Chairs with cushions	6	Dining chairs with removable seat cushions.
Stools with cushions	4	Compact stools with removable seat cushions.
Table with glass plates	1	Dining table with three black safety glass panels.
Protective cover	1	Weather-resistant cover for furniture protection.
Assembly materials	1 set	Screws, nuts, and tools required for assembly.
Assembly instructions	1	Detailed guide for product assembly.



Figure 3: Detailed product information including measurements and a list of contents.

SETUP AND ASSEMBLY

Assembly of the TecTake® Polyrattan Garden Furniture Set requires careful attention to detail. It is recommended that two adults perform the assembly. Ensure you have ample space and all tools provided or required.

Assembly Steps:

1. **Unpack Components:** Carefully remove all parts from the packaging. Lay them out on a soft, clean surface to prevent scratches.
2. **Identify Parts:** Refer to the assembly instructions and diagrams to identify each component (e.g., chair frames, table legs, screws, nuts). Note that screws may vary slightly in length; measure if necessary to ensure correct usage.
3. **Assemble Chairs:** Follow the specific instructions for assembling each chair. Typically, this involves attaching the backrest to the seat frame, then securing the legs. Do not fully tighten screws until all parts are loosely assembled to allow for alignment.
4. **Assemble Stools:** Assemble the stools following similar steps to the chairs, ensuring all connections are secure.
5. **Assemble Table:** Attach the table legs to the tabletop frame. Ensure the frame is stable before placing the glass panels.
6. **Final Tightening:** Once all components are loosely assembled and aligned, systematically tighten all screws and bolts. Do not overtighten.
7. **Place Cushions:** Position the seat cushions on the chairs and stools.
8. **Install Glass Panels:** Carefully place the three glass panels onto the table frame.

Note: Some users have reported that bolts and parts may not be numbered, requiring careful identification. The provided

Allen key might wear out; consider using a higher quality tool if available.



Figure 4: The fully assembled furniture set, ready for use.

OPERATING AND USAGE

This garden furniture set is designed for outdoor use, providing comfortable seating and dining space. Its versatile design allows for various arrangements.

Arrangement and Storage:

- **Standard Setup:** Arrange the 6 chairs and 4 stools around the table for dining or social gatherings.
- **Compact Storage:** For space-saving storage, the chairs and stools are designed to fit neatly underneath the table. Fold down the backrests of the chairs to allow them to slide completely under the table.



Figure 5: The furniture set compactly stored with chairs and stools tucked under the table.




Figure 6: Visual guide demonstrating the space-saving storage feature.

MAINTENANCE AND CARE

Proper maintenance will extend the lifespan and preserve the appearance of your TecTake® garden furniture set.

Cleaning:

- **Polyrattan and Steel Frame:** Wipe with a damp cloth. For stubborn dirt, use a mild soap solution and rinse thoroughly with water. Avoid abrasive cleaners or harsh chemicals.
- **Glass Tabletop:** Clean with standard glass cleaner and a soft cloth.
- **Cushions:** The polyester cushion covers are water-repellent and hand-washable. Remove covers before washing. Allow to air dry completely before reattaching.

Protection:

- **Protective Cover:** Use the included protective rain cover to shield the furniture from rain, wind, and sun when not in use or during adverse weather conditions. Ensure the furniture is dry before covering to prevent mold or mildew.
- **Winter Storage:** During winter months or prolonged periods of non-use, it is recommended to store the furniture indoors or in a sheltered area to maximize its lifespan.
- **Rust Prevention:** The set includes stainless steel screws for rust resistance. Periodically check all screws and connections for tightness and signs of wear.

tectake

garden

Product information

MEASUREMENTS

Chair
53 x 53 x 87 cm

Seat height
43 cm

Seat area
47 x 43 cm

Stool
41 x 41 x 33 cm

Table
167 x 109.5 x 73 cm

Measurements may vary

TECHNICAL DATA

Weight chair 9 kg
Weight stool 3 kg
Weight table 32 kg
Load capacity chair 120 kg
Load capacity stool 80 kg
Load capacity table 45 kg

Material polyethylene, steel, stainless steel, polyester

CONTENTS

6 Chairs with cushions
4 Stools with cushions
1 Table with 3 glass plates
1 Protective cover
Assembly materials
Assembly instructions

Figure 7: Features like water-repellent cushions and the protective cover aid in easy maintenance.

WIND & WEATHER
resistant

Water-repellent

100% rust-free
stainless steel screws

Powder-coated
steel frame

Figure 8: The furniture set is designed to be resistant to various weather conditions.

TROUBLESHOOTING

This section addresses common issues you might encounter with your garden furniture set.

Problem	Possible Cause	Solution
Table wobbles after assembly.	Uneven assembly or floor surface.	Ensure all screws are tightened evenly. Check the floor for levelness; use shims or furniture glides if necessary. Re-assemble if initial assembly was rushed.
Missing bolts or parts during assembly.	Packaging error or oversight during unpacking.	Double-check all packaging materials. Contact TecTake customer service with details of missing parts.

Problem	Possible Cause	Solution
Difficulty tightening screws.	Misaligned holes or worn-out tool.	Ensure parts are correctly aligned before attempting to tighten. If the provided Allen key is worn, use a higher quality tool of the correct size.
Rattan material appears damaged or worn.	Prolonged exposure to harsh weather or physical damage.	Ensure the protective cover is used consistently when not in use. Store indoors during extreme weather. For minor damage, repair kits for polyrattan may be available. For significant damage, contact customer support.

SPECIFICATIONS

Attribute	Detail
Model Number	403730
ASIN	B08QJNK44F
Brand	TecTake
Material	Polyurethane, Steel, Stainless Steel Screws, Polyester
Colour	Light Grey
Chair Dimensions (approx.)	53 x 53 x 87 cm (Width x Depth x Height)
Chair Seat Height (approx.)	43 cm
Chair Seat Area (approx.)	47 x 43 cm
Stool Dimensions (approx.)	41 x 41 x 33 cm (Width x Depth x Height)
Table Dimensions (approx.)	167 x 109.5 x 73 cm (Length x Width x Height)
Chair Weight (approx.)	9 kg
Stool Weight (approx.)	3 kg
Table Weight (approx.)	32 kg
Load Capacity Chair	120 kg
Load Capacity Stool	80 kg
Load Capacity Table	45 kg

WARRANTY AND SUPPORT


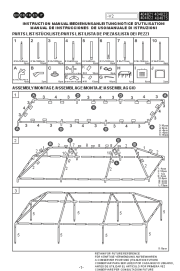
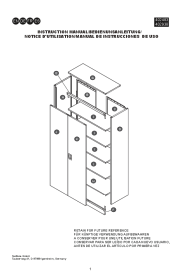
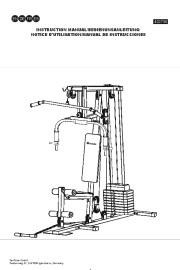
For warranty information, product support, or to order replacement parts, please contact TecTake customer service directly.

- **Customer Service:** Refer to the contact information provided with your purchase documentation or visit the official TecTake website.

- **Online Resources:** Additional support and FAQs may be available on the TecTake brand store on Amazon or their official website. [TecTake Amazon Store](#)

© 2024 TecTake. All rights reserved.

Related Documents

	<p>TecTake Rattan Garden Furniture Assembly Instructions</p> <p>Comprehensive assembly instructions for TecTake rattan garden furniture sets, including a detailed parts list and step-by-step visual guidance. Model numbers: 403696, 403697, 403880, 403881.</p>
	<p>tectake Gazebo Instruction Manual - Assembly Guide</p> <p>Comprehensive instruction manual for assembling and maintaining your tectake gazebo. Includes parts list, step-by-step assembly, location advice, care instructions, and contact information.</p>
	<p>TecTake Cabinet Assembly Instructions - Models 402483, 402938</p> <p>Comprehensive assembly guide for TecTake cabinets (models 402483, 402938), featuring a detailed parts list and step-by-step instructions with textual descriptions of diagrams.</p>
	<p>TecTake 402756 Home Gym Assembly and Exercise Guide</p> <p>Instruction manual for the TecTake 402756 home gym, covering assembly, safety precautions, and exercise guidance. Includes preparation tips and warm-up/cool-down routines.</p>