

Hasbro Gaming F1696

Monopoly Builder Board Game Instruction Manual

Brand: Hasbro Gaming

Model: F1696

1. INTRODUCTION

Welcome to the official instruction manual for the Hasbro Gaming Monopoly Builder Board Game. This manual provides comprehensive guidance on setting up, playing, and understanding the rules of this strategic game. Monopoly Builder offers a unique twist on the classic Monopoly experience, focusing on resource management and building construction to earn points and win.

This game is designed for 2 to 4 players, recommended for ages 8 and up. The objective is to build the most impressive city on Monopoly Island and accumulate the highest score.

2. WHAT'S IN THE BOX

Before you begin, ensure all components are present:

- Gameboard
- 4 Tokens (T-Rex, Penguin, Rubber Duck, Cat)
- 4 Reference Cards
- 16 Title Deed Cards
- 20 Chance Cards
- 2 Builder's Bonus Cards
- 80 Cardboard Resource Chips (Dump Truck, Crane, Excavator, Boat)
- 48 Plastic Builder's Blocks (12 per player color)
- 1 Plastic Penthouse
- 2 Dice
- Money Pack
- Money Tray
- Resource Tray
- Game Guide



An overhead view of the Monopoly Builder game board, showing property spaces, resource chips, money, cards, and player tokens.

3. SETUP

1. **Prepare the Game Board:** Unfold the game board and place it in the center of the playing area.
2. **Organize Resources:** Place the 80 cardboard resource chips into the resource tray, sorting them by type (Dump Truck, Crane, Excavator, Boat).
3. **Set up Money:** Place the Monopoly money into the money tray. Choose one player to be the Banker. The Banker is responsible for managing the bank's money and resources.
4. **Distribute Player Components:** Each player chooses a token (T-Rex, Penguin, Rubber Duck, or Cat) and takes its matching reference card. Each player also receives 12 plastic Builder's Blocks of their token's color and 4 resource chips as indicated on their reference card.
5. **Starting Funds:** Each player receives \$900 Monopoly money from the Banker.
6. **Place Cards:** Shuffle the Title Deed cards and place them face-down on their corresponding board spaces. Shuffle the Chance cards and place them face-down on the designated 'Chance' spaces.
7. **Place Tokens:** Each player places their token on the 'GO' space.



A detailed view of the central Monopoly Island on the game board, featuring various colored building blocks stacked on property spaces.

4. How to Play

4.1 Game Objective

The primary objective of Monopoly Builder is to earn the most points by building properties and constructing floors on Monopoly Island. The game ends when the Penthouse has been built by any player. The player with the most points at the end of the game wins.

4.2 Player Turn

On your turn, follow these steps:

1. **Check Resources:** If you have more than six resource chips at the start of your turn, you must choose extras to drop on your current space. This rule does not apply on the first turn of the game.
2. **Roll the Dice:** Roll both dice and move your token clockwise the number of spaces indicated.
3. **Collect Resources:** After moving, check your Title Deeds and reference cards. All players collect any resources they've earned based on the dice roll or spaces landed on.
4. **Land on a Space:** Follow the rules of the space where your token lands. This may involve buying property, drawing a Chance card, collecting resources, or other actions.
5. **Trade Resources:** You may trade resources or properties with other players. You may also trade two of your resources for any one resource with the Bank.
6. **Build:** Use your collected resources to build floors on your properties on Monopoly Island.
7. **End Turn:** Pass the dice to the player on your left.

4.3 Building Mechanics

Building is central to Monopoly Builder. To build a floor on a property, you must have the required resources as indicated on your reference card. Each floor you build adds points to your total score at the end of the game.

- **First Floor:** Requires any two resources. Awards 1 point.
- **Second Floor:** Requires any three resources. Awards 3 points.
- **Third Floor:** Requires a Dump Truck, an Excavator, and any one resource. Awards 6 points.
- **Fourth Floor:** Requires a Crane, a Boat, and a Boat. Awards 10 points.
- **Penthouse:** Requires a Dump Truck, a Crane, an Excavator, a Boat, and any one resource. Awards 16 points.

You can build multiple floors on a single property, stacking your Builder's Blocks to create tall skyscrapers. The first player to build the Penthouse triggers the end of the game.



A family playing Monopoly Builder, with a child placing a building block on the game board.

4.4 Resources

Resources are crucial for building. You collect resources in several ways:

- **Rolling a Specific Number:** Your reference card indicates which resources you collect when any player rolls a 6.
- **Landing on Resource Spaces:** Certain spaces on the board allow you to collect specific resources.
- **Property Ownership:** When you own a property and its number is rolled, you get to collect two of that resource.
- **Trading:** You can trade resources with other players or with the Bank.

4.5 Special Spaces

The Monopoly Builder board features familiar spaces with new mechanics:

- **GO:** Collect \$200 Monopoly money when passing or landing on GO.
- **Chance:** Draw a Chance card and follow its instructions. These cards can introduce new actions, resource gains, or challenges.
- **Go to Jail / Just Visiting:** Standard Monopoly rules apply for these spaces.
- **Free Parking:** If you land on Free Parking, you may trade any 2 resources for any 1 with the Bank.
- **Steal 1 Resource:** Landing on this space allows you to steal one resource from another player.

Official product video demonstrating the gameplay of Monopoly Builder, including property acquisition, resource collection, and building construction.

5. WINNING THE GAME

The game concludes when any player successfully builds the Penthouse on one of their properties. Once the Penthouse is built, all players calculate their total points:

1. **Building Points:** Sum the points for all floors built on your properties (1 point for 1st floor, 3 for 2nd, 6 for 3rd, 10 for 4th, 16 for Penthouse).
2. **Color Set Bonus:** If you own a complete color set of properties, score additional points as listed on the Title Deed cards.
3. **Builder's Bonus Cards:** Check if you earned any Builder's Bonus cards during the game and add their points to your total.

The player with the highest total points wins the Monopoly Builder game.

6. MAINTENANCE

To ensure the longevity of your Monopoly Builder game:

- Store all components in the original box when not in use.
- Keep the game away from direct sunlight and extreme temperatures to prevent warping or fading.
- Clean game pieces and the board with a dry, soft cloth. Avoid using abrasive cleaners or liquids.
- Handle cards and money carefully to prevent bending or tearing.

7. TROUBLESHOOTING

If you encounter any issues during gameplay:

- **Missing Components:** Refer to the 'What's in the Box' section. If a component is missing, contact Hasbro Gaming customer support.
- **Rule Clarification:** Re-read the relevant sections of this manual. For complex scenarios, a quick search online for official Monopoly Builder FAQs or community forums may provide answers.
- **Game Flow Issues:** Ensure all players understand the turn sequence and building requirements. Sometimes a quick review of the reference cards can resolve confusion.

8. SPECIFICATIONS





Feature	Detail
---------	--------

Product Dimensions	10.98 x 10.98 x 0.1 inches
Item Weight	8.8 ounces
ASIN	B08Q4F7FXZ
Item Model Number	F1696
Manufacturer Recommended Age	8 years and up
Number of Players	2-4 Players
Release Date	January 1, 2021
Language	English
Manufacturer	Hasbro

9. WARRANTY AND SUPPORT

For warranty information or customer support regarding your Hasbro Gaming Monopoly Builder Board Game, please refer to the contact information provided on the game packaging or visit the official Hasbro Gaming website. Keep your proof of purchase for any warranty claims.

Related Documents - F1696

	<p>G0351 - MONOPOLY DEAL</p> <p>Monopoly Deal Card Game - Fast-Paced Family Fun by Hasbro Gaming</p> <p>Discover Monopoly Deal, the quick-playing card game version of Monopoly. Swap, steal, and scheme your way to victory in this fast-paced property trading game for families and kids, model G0351.</p>
	<p>Monopoly Junior: Peppa Pig Edition - Official Game Rules and Instructions</p> <p>Learn how to play Monopoly Junior: Peppa Pig Edition with these official rules and instructions. Discover setup, gameplay, winning conditions, and board space details for this fun family board game.</p>
	<p>Monopoly: Marvel Studios' Black Panther - Wakanda Forever Edition Rules</p> <p>Official rules and gameplay instructions for Monopoly: Marvel Studios' Black Panther - Wakanda Forever Edition. Learn how to set up, play, and win this property trading game.</p>
	<p>Monopoly: Deadpool Edition - Game Rules and Instructions</p> <p>Official rules and instructions for the Monopoly: Deadpool Edition board game. Learn how to set up, play, buy properties, build headquarters and D-Mansions, and win the game.</p>



[Perfection Board Game: How to Play and Set Up](#)

Instructions and guide for playing the Perfection board game, including setup, single-player mode, and multi-player mode.



[Monopoly Junior Super Mario Edition: Rules and Gameplay](#)

Learn how to play Monopoly Junior Super Mario Edition, a fast-dealing property trading game featuring characters from the Super Mario universe. This guide covers setup, gameplay, board spaces, winning conditions, and advanced rules.