Saved from manuals.plus.
Open the live page for links to other documents and user manuals.

FORTINET FG-200F

FortiGate-200F Network Security Appliance User Manual

Model: FG-200F | Brand: FORTINET

Introduction

This manual provides essential information for the setup, operation, and maintenance of your FortiGate-200F Network Security Appliance. The FortiGate-200F is designed to deliver comprehensive network security, integrating advanced threat protection and robust web security services.
It is equipped with features such as ATP, DNS filtering, URL filtering, video filtering, and anti-botnet and C2 communications services, ensuring a secure environment against evolving cyber threats. This appliance is ideal for businesses requiring enhanced defense against complex security challenges.

Package Contents

Upon unpacking, verify that all components are present:

- FortiGate-200F appliance
- Power cables (quantity may vary by region)
- Rack-mount kit (if applicable)
- Documentation (Quick Start Guide, Safety Information)

The purchase also includes 5 years of FortiCare Premium and FortiGuard Unified Threat Protection (UTP) services.

Setup Guide

1. Physical Installation

The FortiGate-200F is designed for rack-mounting. Ensure adequate ventilation around the unit.



Figure 1: Front view of the FortiGate-200F appliance, showing various network ports, console port, and status indicators.



Figure 2: Rear view of the FortiGate-200F appliance, highlighting the dual power supply inputs for redundancy.

Connect the power cables to the dual power supply inputs at the rear of the appliance and then to appropriate power sources. The FortiGate-200F features dual built-in non-hot swappable power supplies for redundancy.

2. Initial Network Connection

Connect a network cable from your management workstation to one of the management ports (e.g., MGMT port) on the front panel. Alternatively, use the console port for direct serial connection for initial configuration.

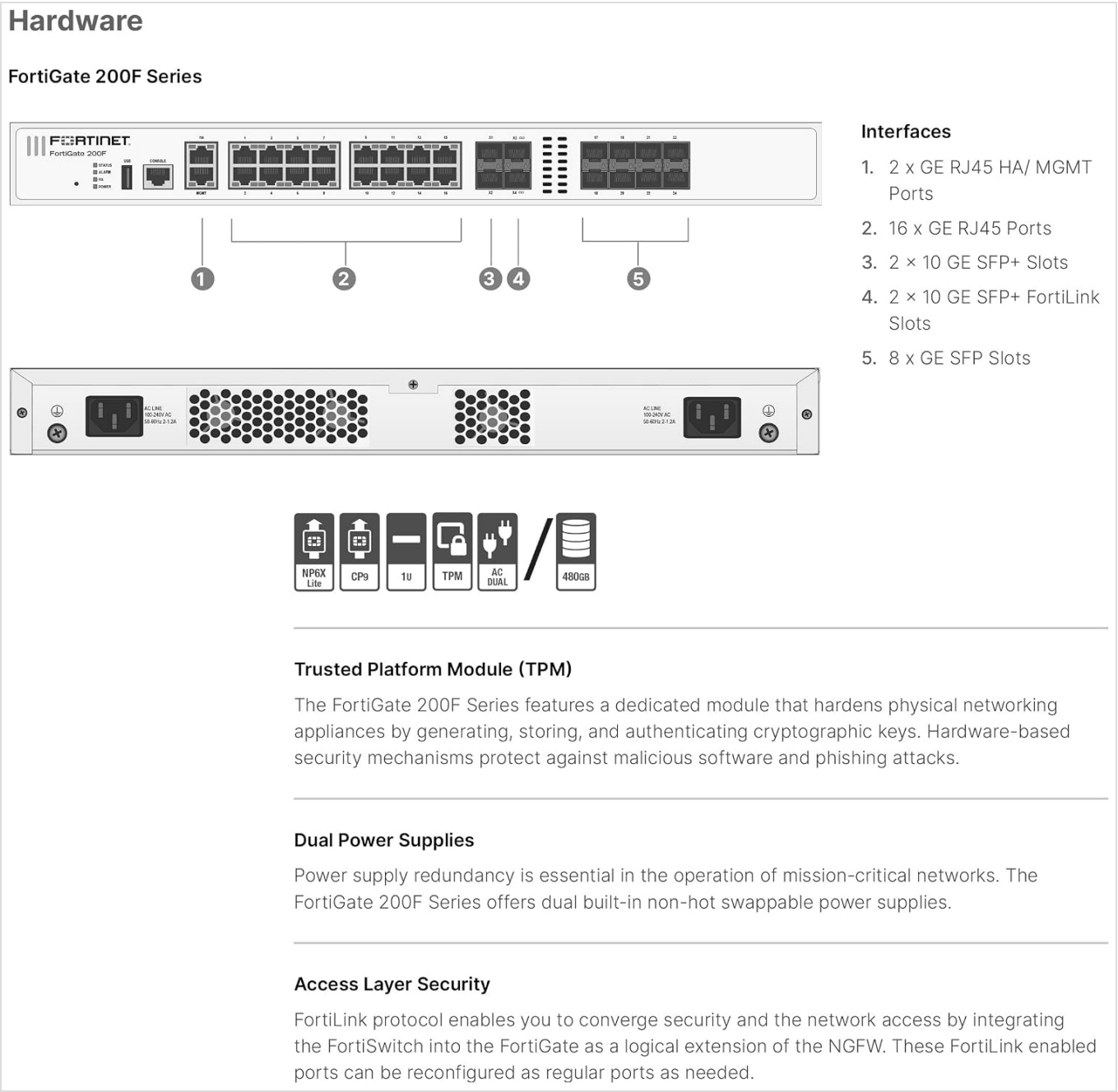

Figure 3: Hardware diagram illustrating the various interfaces: 2 x GE RJ45 HA/MGMT Ports, 16 x GE RJ45 Ports, 2 x 10 GE SFP+ Slots, 2 x 10 GE SFP+ FortiLink Slots, and 8 x GE SFP Slots.

The FortiGate-200F offers a variety of interfaces for flexible network integration, including multiple GE RJ45, GE SFP, and 10 GE SFP+ slots. FortiLink protocol enables converged security and network access by integrating the FortiSwitch into the FortiGate as a logical extension of the NGFW.

3. Power On

Once all connections are secure, power on the appliance. Observe the status indicators on the front panel for boot-up progress.

Operating Instructions

Accessing the Management Interface

After initial setup, access the FortiGate web-based management interface via a web browser using the assigned IP address. Refer to the Quick Start Guide for default IP address and login credentials.

FortiGuard Unified Threat Protection (UTP)

The FortiGate-200F comes with a 5-year FortiGuard UTP bundle, providing robust web security services. This includes protection against web-borne threats, DNS-based threats, and advanced filtering capabilities.
Key UTP services include:

- Anti-Malware Protection (AMP)
- IPS Service
- URL, DNS & Video Filtering Service
- Anti-Spam
- AI-based Inline Malware Prevention Service
- Data Loss Prevention Service
- OT Security Service



Figure 4: Overview of FortiGuard Security, SD-WAN and SASE, NOC and SOC, Hardware and Software Support, and Base Services included in various bundles, including Unified Threat Protection.

FortiCare Premium Support

Your appliance includes 5 years of FortiCare Premium support, offering access to technical assistance for smooth operation and swift issue resolution. For detailed information on FortiCare services, refer to the official Fortinet documentation or support portal.

Maintenance

Regular maintenance ensures optimal performance and longevity of your FortiGate-200F appliance.

- **Firmware Updates:** Periodically check for and apply the latest firmware updates from Fortinet to ensure access to new features, security patches, and performance improvements.
- **Configuration Backup:** Regularly back up your device configuration. This is crucial for quick recovery in case of unforeseen issues or hardware replacement.
- **Environmental Control:** Ensure the appliance operates within recommended temperature and humidity ranges. Maintain proper airflow and keep ventilation openings clear.
- **Monitoring:** Utilize the FortiGate's monitoring tools and logs to keep track of system health, network traffic, and security events.

Troubleshooting

This section provides basic troubleshooting steps for common issues. For more complex problems, refer to the Fortinet support documentation or contact FortiCare Premium support.

No Power

- Verify that power cables are securely connected to both the appliance and the power outlet.
- Check the power source and ensure it is active.
- If using a power strip or UPS, ensure it is turned on and functioning.

Network Connectivity Issues

- Ensure Ethernet cables are properly connected to the correct ports.
- Check the link/activity LEDs on the ports for status.
- Verify IP configurations on the FortiGate and connected devices.
- Confirm firewall policies are correctly configured to allow traffic.

Login Issues

- Ensure you are using the correct username and password.
- If forgotten, follow the password recovery procedure outlined in the Fortinet documentation.
- Verify that your management workstation is on the correct network segment to access the FortiGate.

Specifications

The FortiGate-200F is engineered for high performance and robust security. Below are key specifications:

Subscriptions

Service Category	Service Offering	A-la-carte	Bundles		
			Enterprise Protection	Unified Threat Protection	Advanced Threat Protection
FortiGuard Security Services	IPS Service	•	•	•	•
	Anti-Malware Protection (AMP) — Antivirus, Mobile Malware, Botnet, CDR, Virus Outbreak Protection and FortiSandbox Cloud Service	•	•	•	•
	URL, DNS & Video Filtering Service	•	•	•	
	Anti-Spam		•	•	
	AI-based Inline Malware Prevention Service	•	•		
	Data Loss Prevention Service [1]	•	•		
	OT Security Service (OT Detection, OT Vulnerability correlation, Virtual Patching, OT Signature / Protocol Decoders) [1]	•			
	Application Control		included with FortiCare Subscription		
	CASB SaaS Control		included with FortiCare Subscription		
SD-WAN and SASE Services	SD-WAN Underlay Bandwidth and Quality Monitoring Service	•			
	SD-WAN Overlay-as-a-Service for SaaS-based overlay network provisioning	•			
	SD-WAN Connector for FortiSASE Secure Private Access	•			
	FortiSASE subscription including cloud management and 10Mbps bandwidth license [2]	•			
NOC and SOC Services	FortiGuard Attack Surface Security Service (IoT Detection, IoT Vulnerability Correlation, and Security Rating Updates) [1]	•	•		
	FortiConverter Service	•	•		
	Managed FortiGate Service	•			
	FortiGate Cloud (SMB Logging + Cloud Management)	•			
	FortiAnalyzer Cloud	•			
	FortiAnalyzer Cloud with SOCaaS	•			
	FortiGuard SOCaaS	•			
Hardware and Software Support	FortiCare Essentials	•			
	FortiCare Premium	•	•	•	•
	FortiCare Elite	•			
Base Services	Internet Service (SaaS) DB Updates	included with FortiCare Subscription			
	GeoIP DB Updates				
	Device/OS Detection Signatures				
	Trusted Certificate DB Updates				
	DDNS (v4/v6) Service				

1. Full features available when running FortiOS 7.4.1
2. Desktop Models only

Figure 5: Physical dimensions and weight of the FortiGate-200F appliance.

FortiGate-200F Key Specifications

Feature	Value
Model Name	FG-200F
Special Feature	Internet Security
Frequency Band Class	Single-Band
Wireless Communication Standard	802.11ac
Compatible Devices	Laptop
Frequency	5 GHz
Recommended Uses For Product	Security
Connectivity Technology	Ethernet
Included Components	FortiGate-200F appliance, 5 years of FortiCare Premium, 5 years of FortiGuard Unified Threat Protection

Feature	Value
Dimensions (H x W x L)	1.73 x 17 x 13.5 inches
Weight	9.9 pounds

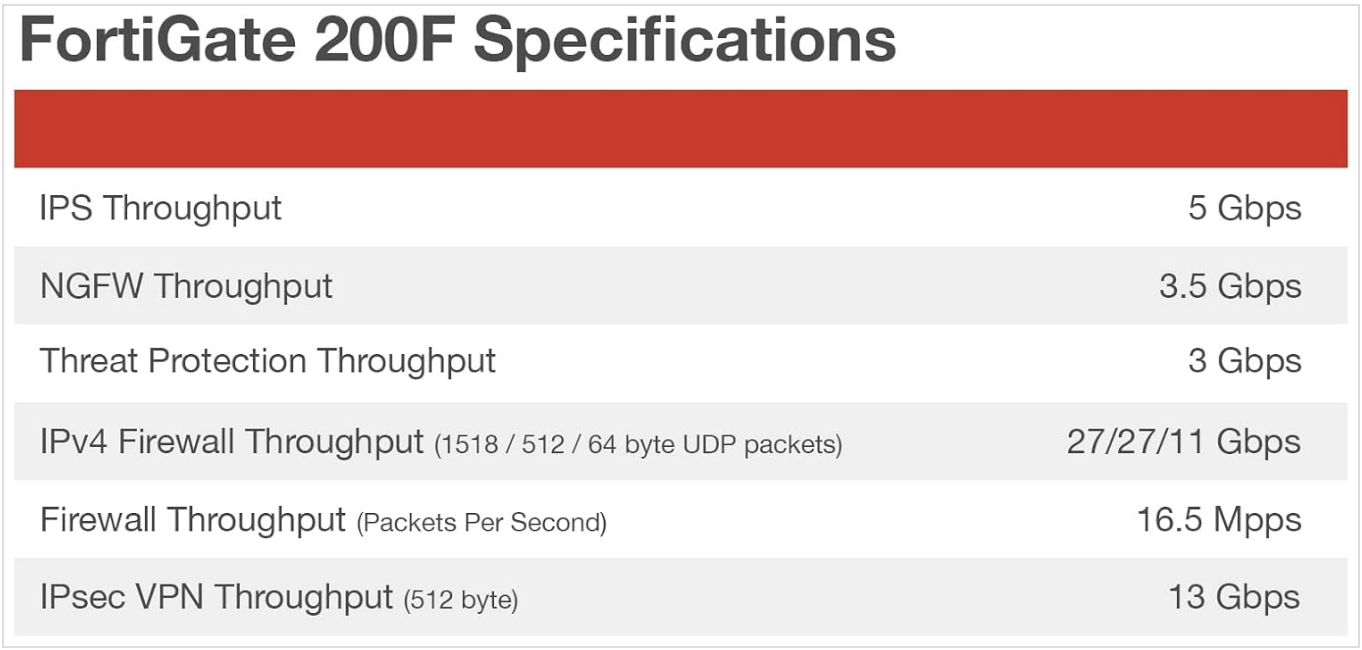

Figure 6: Performance specifications for the FortiGate-200F, including IPS, NGFW, Threat Protection, IPv4 Firewall, Firewall (PPS), and IPsec VPN Throughput.

Warranty and Support

Your FortiGate-200F appliance includes 5 years of FortiCare Premium support. This service provides access to technical support to ensure smooth operation and swift resolution of any issues you may encounter.
For support, please visit the official Fortinet support portal or contact their customer service directly. Details can be found on the Fortinet website or in the documentation provided with your product.
For the most current warranty information, please refer to the official Fortinet warranty policy available on their website.

Ask a question about this manual

Ask about setup, troubleshooting, compatibility, parts, safety, or missing instructions. Manuals+ will review the question and use this page's manual context to help answer it.

Name

Anonymous

Email

you@example.com

After a successful submission, we securely hash the supplied account or form email before sending it to Microsoft Advertising for conversion attribution. Privacy details.

Question

Example: How do I reset this device or fix this error?

Details

Model number, symptoms, what you tried, or the section of the manual you are using.

Submit question

Open the live page

https://manuals.plus/asin/B08PQ61ZZ3

More documents and user manuals: **https://manuals.plus/**