

## eufy T8862

# eufy Security eufyCam 2C Pro Wireless Home Security System User Manual

Model: T8862

## 1. INTRODUCTION

This manual provides essential instructions for the installation, operation, and maintenance of your eufy Security eufyCam 2C Pro Wireless Home Security System. This system offers advanced surveillance features, including 2K resolution video, extended battery life, and smart home integration, designed to enhance the security of your property.



Image 1.1: The eufyCam 2C Pro 3-Cam Kit, including three wireless cameras and the HomeBase unit.

## 2. PACKAGE CONTENTS

Verify that all components are present in your package:

- eufyCam 2C Pro Cameras (3 units)
- HomeBase 2 (1 unit)
- Mounting Brackets and Screw Kits (3 sets)
- Micro USB Charging Cable (1 unit)
- Ethernet Cable (1 unit)
- AC Power Adapter for HomeBase (1 unit)
- Quick Start Guide and User Manual

### 3. PRODUCT FEATURES

- **2K Resolution:** Captures clear and detailed video footage.

## 2K Resolution



Image 3.1: Visual comparison highlighting the enhanced detail provided by 2K resolution from the eufyCam 2C Pro.

- **180-Day Battery Life:** Enjoy extended operation on a single charge.
- **HomeKit Compatibility:** Seamless integration with Apple HomeKit for secure video storage and smart home control.
- **IP67 Weatherproof:** Designed to withstand various outdoor conditions, ensuring reliable performance year-round.



Image 3.2: An eufyCam 2C Pro camera demonstrating its IP67 weatherproof design while mounted outside during rainfall.

- **Night Vision:** Advanced night vision capabilities, including color night vision with built-in spotlight.



## Color Night Vision

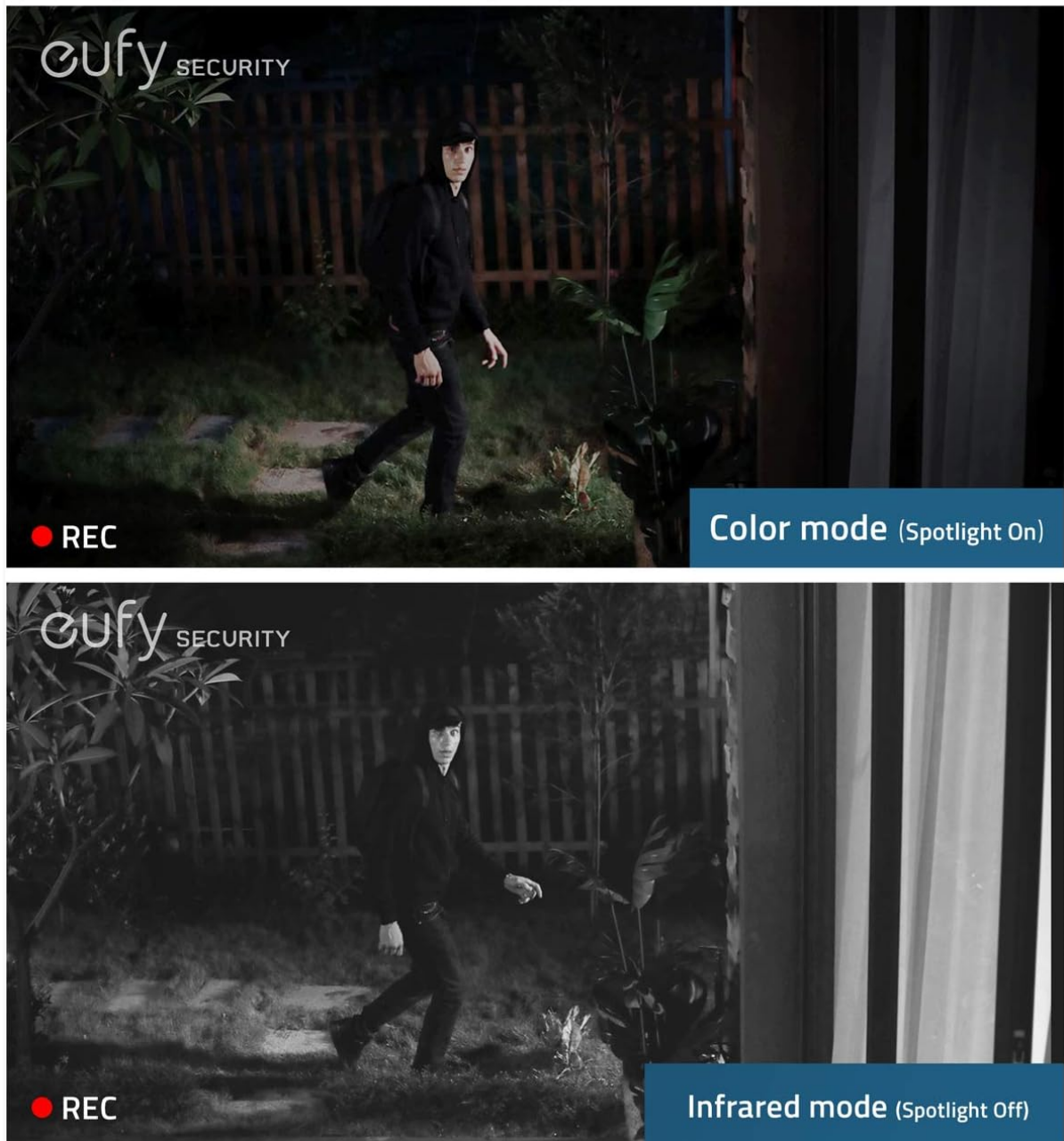


Image 3.3: A side-by-side view illustrating the clarity of color night vision with the spotlight activated compared to standard infrared night vision.

- **No Monthly Fee:** Local storage on the HomeBase 2 eliminates the need for recurring subscription costs.

## No Hidden Costs



Image 3.4: The eufy HomeBase 2, showcasing its internal 16GB storage for local video recording without monthly fees.

- **Human Detection:** Intelligent motion detection reduces false alerts by distinguishing humans from other objects.

## Human Detection Reduces False Alert

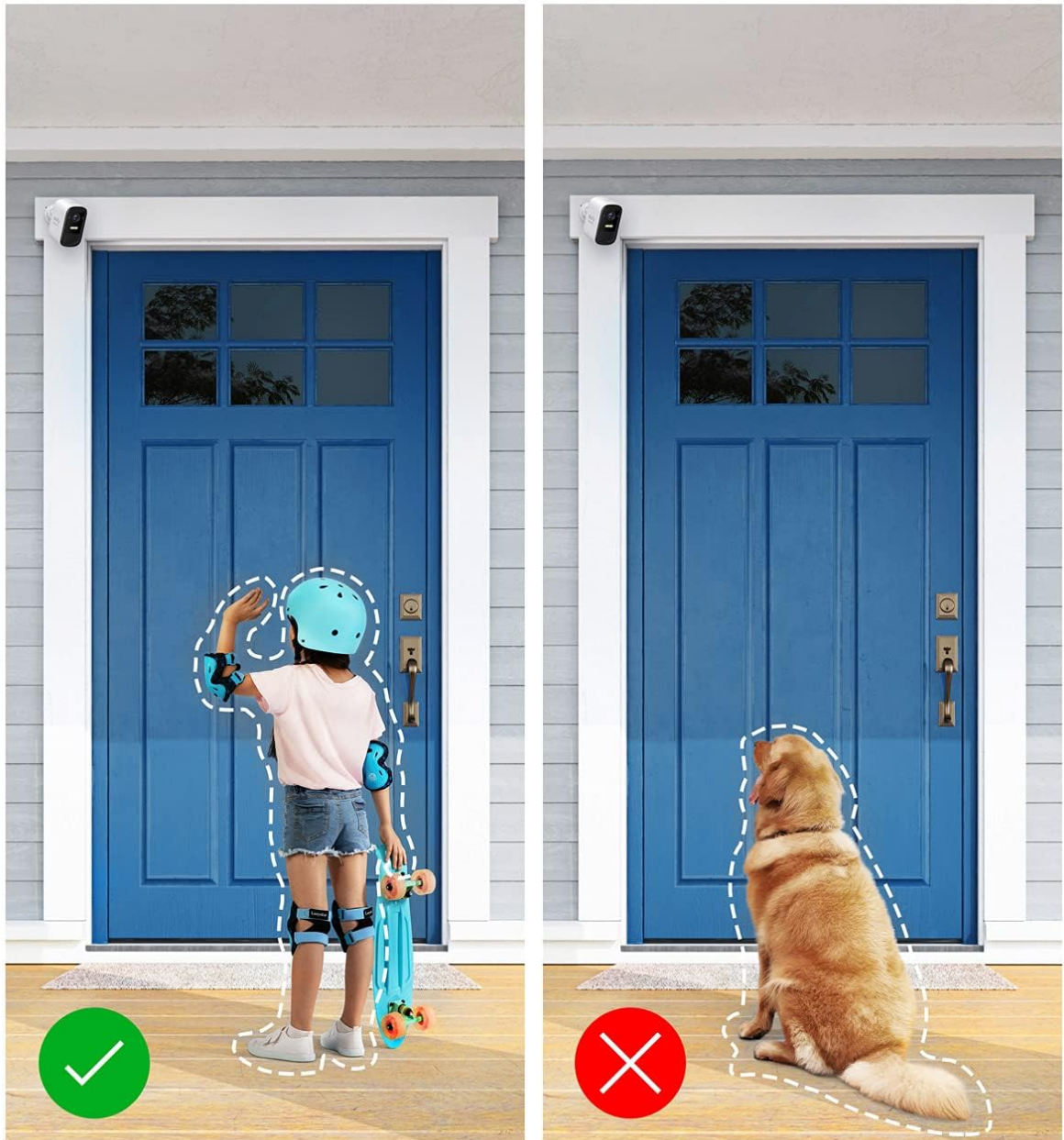


Image 3.5: An illustration of the human detection feature, accurately identifying a child while filtering out a dog to minimize false alarms.

## 4. SETUP

### 4.1 HomeBase 2 Setup

1. Connect the HomeBase 2 to power using the provided AC power adapter.
2. Connect the HomeBase 2 to your router's LAN port using the supplied Ethernet cable.
3. Wait for the LED indicator on the HomeBase 2 to turn solid blue, indicating it is ready for setup.

### 4.2 Camera Setup

1. Fully charge each eufyCam 2C Pro camera using the Micro USB charging cable. The LED indicator will



turn solid blue when fully charged.

2. Open the eufy Security app on your smartphone or tablet.
3. Follow the in-app instructions to add the HomeBase 2 and then each camera to your system. This typically involves pressing the 'Sync' button on the camera and then on the HomeBase.
4. Mount the cameras in desired locations using the provided mounting brackets. Ensure optimal placement for desired coverage and Wi-Fi signal strength.

## 4.3 App Installation and Initial Configuration

Download the eufy Security app from the App Store (iOS) or Google Play Store (Android). Create an account or log in, and follow the on-screen prompts to complete the initial system configuration.

## 5. OPERATING INSTRUCTIONS

---

### 5.1 Live View and Recording

Access live video streams from your cameras via the eufy Security app. You can manually record footage or review recorded events stored on the HomeBase 2.

### 5.2 Motion Detection

Configure motion detection settings within the app. Adjust sensitivity levels and define activity zones to focus on specific areas and minimize unwanted alerts. The human detection feature helps differentiate human activity from other movements.

### 5.3 Night Vision

The cameras automatically switch to night vision in low-light conditions. You can choose between infrared mode for discreet monitoring or activate the built-in spotlight for full-color night vision.

### 5.4 Two-Way Audio

Utilize the two-way audio feature through the app to communicate with visitors or deter intruders. The camera's built-in speaker and microphone enable clear communication.

### 5.5 Smart Home Integration

The eufyCam 2C Pro is compatible with Apple HomeKit, Google Assistant, and Amazon Alexa. Follow the respective integration guides within the eufy Security app or your smart home platform's settings to connect your devices.

Your browser does not support the video tag.

Video 5.1: An official eufy Security video demonstrating the 2K resolution and motion detection capabilities of the eufyCam 2C Pro.

## 6. MAINTENANCE

---

### 6.1 Battery Charging

Recharge your eufyCam 2C Pro cameras when the battery level is low. The 180-day battery life is an estimate and may vary based on usage, recording frequency, and environmental factors. For continuous power, consider purchasing a compatible eufy solar panel.

## 6.2 Cleaning

Regularly clean the camera lens and housing with a soft, damp cloth to ensure optimal video clarity. Avoid using harsh chemicals or abrasive materials.

## 7. TROUBLESHOOTING

- **Camera Offline:** Ensure the HomeBase 2 is powered on and connected to the internet. Check the camera's battery level and proximity to the HomeBase.
- **Motion Detection Issues:** Adjust motion sensitivity and activity zones in the app. Ensure the camera lens is clean and unobstructed.
- **Poor Video Quality:** Verify the camera lens is clean. Check your Wi-Fi signal strength. For HomeKit Secure Video, note that recording is limited to 1080p.
- **Battery Drains Quickly:** Reduce motion detection sensitivity, shorten recording clip lengths, or consider a solar panel for continuous charging.





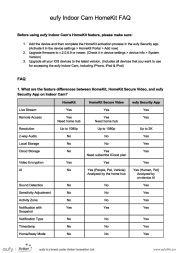

## 8. SPECIFICATIONS

Feature	Specification
Brand	eufy
Model Number	T8862
Video Capture Resolution	2K
Connectivity Technology	Wireless
Power Source	Battery Powered
Battery Life	Up to 180 days (6 months)
Weatherproof Rating	IP67
Compatible Devices	Apple HomeKit, Google Assistant, Alexa
Local Storage	16GB (on HomeBase 2)
Alert Type	Motion
Item Dimensions (L x W x H)	3.2 x 1.89 x 2.24 inches
Item Weight	1.4 Pounds

## 9. WARRANTY AND SUPPORT

For warranty information, technical support, or further assistance, please refer to the official eufy Security website or contact eufy customer service directly. Keep your purchase receipt for warranty claims.



	<p><a href="#">eufyCam 2/2C HomeKit Setup Guide</a></p> <p>Step-by-step instructions for setting up and integrating eufyCam 2 and 2C security cameras with Apple HomeKit, including FAQs on features and remote access.</p>
	<p><a href="#">eufy E330 eufyCam Professional Quick Start Guide</a></p> <p>This document provides a quick start guide for the eufy E330 eufyCam Professional security camera, covering setup, important safety instructions, and compliance information.</p>
	<p><a href="#">eufy Security Indoor Cam 2K Pan &amp; Tilt - 2K Indoor Security Camera</a></p> <p>Detailed overview of the eufy Security Indoor Cam 2K Pan &amp; Tilt, featuring 2K resolution, AI detection for humans and pets, night vision, pan/tilt tracking, and smart zones. Includes hardware specifications and setup requirements.</p>
	<p><a href="#">E330 eufyCam (Professional) Quick Start Guide</a></p> <p>This guide provides instructions for setting up and mounting the E330 eufyCam (Professional) security camera system, including details on the S380 HomeBase, optional storage drive installation, system setup, mounting procedures, safety precautions, and regulatory compliance information.</p>
	<p><a href="#">eufy Indoor Cam HomeKit FAQ: Setup, Features, and Secure Video Guide</a></p> <p>Frequently asked questions about eufy Indoor Cam's HomeKit integration, covering setup requirements, feature comparisons between HomeKit, HomeKit Secure Video, and the eufy Security App, and changes upon activation.</p>
	<p><a href="#">eufy SoloCam S40 FAQ - Frequently Asked Questions</a></p> <p>Find answers to frequently asked questions about the eufy SoloCam S40, covering features, compatibility, battery, storage, and more. Learn about its solar charging, IP67 rating, and smart home integrations.</p>