

Bosch KGV33VWEAS

Bosch KGV33VWEAS Series 4 Freestanding Fridge-Freezer User Manual

Model: KGV33VWEAS

1. INTRODUCTION

This manual provides essential information for the safe and efficient operation, installation, and maintenance of your Bosch KGV33VWEAS Series 4 freestanding fridge-freezer. Please read these instructions carefully before using the appliance and keep them for future reference.

The Bosch KGV33VWEAS is a combined refrigerator and freezer unit designed for household use, featuring advanced technologies such as Low Frost for easier defrosting, FreshSense for stable temperatures, and a VitaFresh drawer for optimal food preservation.

2. SAFETY INFORMATION

Always observe the following safety precautions to prevent personal injury or damage to the appliance.

- **Electrical Safety:** Ensure the appliance is connected to a properly grounded outlet. Do not use extension cords or multiple socket adapters. Disconnect from power before cleaning or maintenance.
- **Installation:** Install the appliance according to the instructions, ensuring adequate ventilation. Do not block ventilation openings.
- **Flammable Materials:** Do not store explosive substances or products containing flammable propellants (e.g., aerosol cans) inside the appliance.
- **Children:** Keep children away from packaging materials. Supervise children to ensure they do not play with the appliance.
- **Repairs:** Only qualified personnel should perform repairs. Improper repairs can lead to significant hazards.
- **Disposal:** Dispose of the appliance responsibly according to local regulations, as it contains refrigerants and insulation gases.

3. SETUP AND INSTALLATION

3.1 Unpacking

Carefully remove all packaging materials. Inspect the appliance for any transport damage. Report any damage immediately to your retailer.

3.2 Placement

Place the appliance on a firm, level surface. Ensure there is sufficient space around the appliance for proper ventilation, especially at the back and top. Avoid direct sunlight and proximity to heat sources like ovens or radiators. The appliance is designed for ambient temperatures between 10°C and 43°C.





Image 1: Front view of the Bosch KGV33VWEAS fridge-freezer. This image shows the appliance's overall design, with the refrigerator compartment at the top and the freezer compartment at the bottom.

	Nom de l'appareil	a	b	c	d	e	f	g	h
	KGV33 (poignée intérieure)	1760	600	650	580	600	1200	650	690
	KGV33 (poignée extérieure)	1760	600	650	580	640	1200	690	690
	KGV36 / KGE36 (poignée intérieure)	1860	600	650	580	600	1200	650	690
	KGV36 / KGE36 (poignée extérieure)	1860	600	650	580	640	1200	690	690

Description	
a	Hauteur
b	Largeur
c	Profondeur, porte fermée, sans poignée ni entretoise flexible
d	Profondeur de l'élément sans entretoise flexible
e	Largeur avec porte ouverte à 90°
f	Profondeur, porte ouverte, sans poignée ni entretoise flexible
g	Profondeur, porte fermée, avec poignée et sans entretoise flexible
h	Profondeur, porte fermée, sans poignée avec entretoise flexible

Mesures en mm

Image 2: Technical drawing illustrating the dimensions of the Bosch KGV33VWEAS. This diagram provides measurements for height, width, and depth, including door open dimensions, crucial for proper installation planning.

3.3 Electrical Connection

Before plugging in, ensure the voltage and frequency match the ratings on the appliance's data plate. Connect the appliance to a properly installed and grounded wall socket. After positioning, wait at least 4 hours before plugging in to allow the refrigerant to settle.

3.4 Initial Startup

Once plugged in, the appliance will begin to cool. Allow several hours for the internal temperature to stabilize before loading with food.

4. OPERATING INSTRUCTIONS

4.1 Temperature Control

The temperature of the refrigerator compartment can be adjusted using the electronic control panel located inside the appliance. The recommended setting for normal use is typically between 4°C and 6°C.



Image 3: Close-up of the electronic control panel. This panel allows users to adjust the refrigerator's temperature and activate special functions like 'Super' cooling.

4.2 Using the Compartments





Image 4: Interior view of the Bosch KGV33VWEAS with both fridge and freezer doors open. This image highlights the internal layout, including shelves, door bins, the VitaFresh drawer, and freezer drawers.

- **Refrigerator Compartment:** Store fresh foods, dairy products, and beverages. Utilize the adjustable glass shelves and door bins for organized storage. The bottle rack is ideal for horizontal storage of bottles.
- **VitaFresh Drawer:** This specialized drawer provides optimal conditions for fruits and vegetables. Adjust the humidity control to suit the contents, helping them stay fresh longer.
- **Freezer Compartment:** Designed for long-term storage of frozen foods. The BigBox drawer offers extra space for larger items.



Image 5: Close-up of the refrigerator interior, showing the bottle rack for horizontal storage and the PowerVentilation system for even cooling.



Image 6: Close-up of the VitaFresh drawer, containing fruits and vegetables, demonstrating its purpose for preserving freshness.



Image 7: Close-up of the freezer compartment, highlighting the spacious BigBox drawer, suitable for larger frozen items.

4.3 Super Freeze Function

Activate the Super Freeze function when adding a large quantity of fresh food to the freezer. This rapidly lowers the freezer temperature to quickly freeze new items, preserving their quality and preventing existing frozen food from thawing. Deactivate the function once the new food is frozen, typically after 24 hours.

5. KEY FEATURES

- **Low Frost Technology:** Reduces ice build-up in the freezer, making defrosting less frequent and easier. This technology minimizes the formation of frost on food and interior surfaces.
- **FreshSense:** Intelligent sensors continuously monitor and control the internal and external temperatures. This ensures a constant temperature inside the refrigerator, regardless of external fluctuations, providing optimal storage conditions for food.
- **VitaFresh Drawer:** A dedicated compartment with precise temperature and humidity control. It creates an ideal environment for storing fruits and vegetables, keeping them fresh for longer periods.
- **PowerVentilation:** Ensures faster cooling of newly added food and maintains a more uniform temperature throughout the refrigerator compartment. This system circulates cold air efficiently.
- **Super Freeze:** A function designed to rapidly lower the freezer temperature. This is particularly useful when adding a large amount of fresh food, ensuring quick freezing and protecting already frozen items.

6. MAINTENANCE AND CLEANING

Regular maintenance ensures optimal performance and extends the lifespan of your appliance.

6.1 Defrosting

The refrigerator compartment defrosts automatically. The freezer compartment features Low Frost technology, significantly reducing ice formation. When a layer of ice approximately 5mm thick has formed, manually defrost the freezer. To defrost, switch off the appliance, remove all food, and allow the ice to melt naturally. Collect melted water and dry the interior thoroughly before restarting.

6.2 Cleaning the Interior

Clean the interior regularly with a soft cloth and a mild, non-abrasive cleaning solution. Avoid harsh chemicals or abrasive pads. Remove shelves and drawers for thorough cleaning. Ensure all parts are dry before returning them to the appliance.

6.3 Cleaning the Exterior

Wipe the exterior surfaces with a soft, damp cloth. For stubborn marks, use a mild detergent. Do not use abrasive cleaners or solvents. Regularly clean the condenser coils at the back of the appliance (if accessible) to maintain energy efficiency.

6.4 Door Seals

Check the door seals regularly for cleanliness and integrity. Clean them with warm water and a mild detergent. Damaged or dirty seals can lead to poor cooling performance and increased energy consumption.

7. TROUBLESHOOTING

Before contacting customer service, check the following common issues and solutions:

Problem	Possible Cause	Solution
---------	----------------	----------

Problem	Possible Cause	Solution
Appliance does not cool	No power; temperature setting too high; door not closed properly.	Check power supply; adjust temperature setting; ensure door is fully closed.
Excessive noise	Appliance not level; objects touching the back; normal operating sounds.	Adjust leveling feet; ensure clearance; some sounds (e.g., gurgling, humming) are normal.
Water on the floor	Drain hole blocked; door left open.	Clear the drain hole; ensure door is closed tightly.
Food not freezing properly	Freezer temperature too high; too much warm food added at once.	Lower freezer temperature; use Super Freeze function for large quantities.

8. TECHNICAL SPECIFICATIONS

Productinformatieblad

GEDELEGEERDE VERORDENING (EU) 2019/2016 VAN DE COMMISSIE met betrekking tot de energie-etikettering van koelapparaten

Naam van de leverancier of handelsmerk: Bosch

Adres van de leverancier: Bosch Service, Carl-Wery-Straße 34, 81739 München, DE

Typeaanduiding: KGV33VWEAS

Type koelapparaat:

Geluidsarm apparaat:	Nee	Ontwerptype:	vrijstaand
Wijnbewaarkast:	Nee	Ander koelapparaat:	Nee

Algemene productparameters:

Kenmerk	Waarde	Kenmerk	Waarde
Totale afmetingen (millimeter)	Hoogte 1 760	Totaal volume (dm ³ of l)	289
	Breedte 600		
	Diepte 650		
EEI	100	Energie-efficiëntieklasse	E
Emissie van akoestisch luchtgeluid (dB(A) re 1 pW)	39	Emissieklasse voor akoestisch luchtgeluid	C
Jaarlijks energieverbruik (kWh/jaar)	228	Klimaatklasse:	uitgebreid gematigd, tropisch
Laagste omgevingstemperatuur (°C) waarvoor het koelapparaat geschikt is	10	Hoogste omgevingstemperatuur (°C) waarvoor het koelapparaat geschikt is	43
Winterinstelling	Ja		

Compartmentparameters:

Compartmenttype	Compartmentparameters en -waarden		
	Compartmentvolume (dm ³ of l)	Aanbevolen temperatuurinstelling voor optimale voedsel-opslag (°C) Deze instellingen zijn niet in tegenspraak met de opslagomstandigheden zoals vermeld in tabel 3 van bijlage IV	Vriesvermogen (kg/24u) Defrosting type (auto-defrost=A, manual defrost=M)
Voorraad	Nee	-	-
Wijnbewaring	Nee	-	-
Kelder	Nee	-	-
Vers voedsel	Ja	195,0	4
Chill	Nee	-	-

Pagina 1 / 2

			bel 3 van bijlage IV		
Voorraad	Nee	-	-	-	-
Wijnbewaring	Nee	-	-	-	-
Kelder	Nee	-	-	-	-
Vers voedsel	Ja	195,0	4	-	A
Chill	Nee	-	-	-	-

0 sterren of ijsmaker	Nee	-	-	-	-
1 ster	Nee	-	-	-	-
2 sterren	Nee	-	-	-	-
3 sterren	Nee	-	-	-	-
4 sterren	Ja	94,0	-18	4,5	M
2-sterrengedeelte	Nee	-	-	-	-
Compartiment met variabele temperatuur	-	-	-	-	-
Voor 4-sterrencompartimenten					
Snelvriesfunctie			Ja		
Lichtbronparameters:					
Type lichtbron			LED		
Energie-efficiëntieklasse			G		
Minimumduur van de door de fabrikant geboden garantie: 24 maanden					
Aanvullende informatie:					
Link naar de website van de fabrikant met de informatie zoals bedoeld in punt 4, onder a), van bijlage II bij Verordening (EU) 2019/2019 van de Commissie: https://www.bosch-home.com/energylabel					

Image 8: The EU Energy Label for the Bosch KGV33VWEAS, indicating its energy efficiency class (E), annual energy consumption (228 kWh/annum), and noise level (39 dB).

Feature	Specification
Model Number	KGV33VWEAS
Brand	Bosch
Type	Freestanding Fridge-Freezer
Total Capacity	289 Liters
Refrigerator Capacity	195 Liters
Freezer Capacity	94 Liters
Dimensions (H x W x D)	176 cm x 60 cm x 65 cm
Weight	Approx. 71 kg
Energy Efficiency Class	E
Annual Energy Consumption	228 kWh/annum
Noise Level	39 dB (Class C)
Defrost System	Refrigerator: Automatic, Freezer: Low Frost
Voltage	240 Volt

Feature	Specification
Special Features	VitaFresh, FreshSense, PowerVentilation, Super Freeze, Adjustable shelves

9. WARRANTY AND SUPPORT

9.1 Warranty Information




This Bosch appliance comes with a manufacturer's warranty of 24 months from the date of purchase. Please retain your proof of purchase for any warranty claims. The warranty covers manufacturing defects and material faults under normal use conditions.




9.2 Customer Support

For technical assistance, spare parts, or to register your product, please visit the official Bosch website or contact your local Bosch service center. You can find more information and support resources, including the energy label details, at the following link:

[Bosch Home Energy Label Information](#)

Related Documents - KGV33VWEAS

	<p>Bosch Series 6 KBN96ADDO Built-in Fridge Freezer XXL Capacity, VitaFresh</p> <p>Explore the Bosch Series 6 KBN96ADDO built-in fridge-freezer. This 70.8 cm wide appliance offers XXL capacity, VitaFresh <0°C> for ideal food storage, Super Cooling, and dual cooling systems. Find detailed specifications, dimensions, and installation information.</p>
	<p>Bosch Series 6 KGN3941CF Fridge-Freezer: Features, Specs, Dimensions</p> <p>Explore the Bosch Series 6 KGN3941CF free-standing fridge-freezer. Discover VitaFresh XXL, No Frost technology, energy efficiency, dimensions, and technical specifications for this 203x60cm stainless steel appliance.</p>
	<p>Bosch Series 4 KGN392LCF Fridge-Freezer with VitaFresh - Specifications and Features</p> <p>Detailed specifications and features for the Bosch Series 4 KGN392LCF free-standing bottom freezer fridge-freezer. Learn about its No Frost technology, VitaFresh XXL drawers, energy efficiency (Class C), and dimensions.</p>

	<p>Bosch KGN49XLEA Series 4 Fridge-Freezer with VitaFresh and NoFrost</p> <p>Detailed specifications and features for the Bosch KGN49XLEA Series 4 free-standing fridge-freezer. Highlights include NoFrost technology, VitaFresh drawers for extended food freshness, Perfect Fit installation, LED lighting, and two independent cooling systems.</p>
	<p>Bosch KAD.. Fridge-Freezer Combination: Installation and User Manual</p> <p>Comprehensive guide for installing, operating, and maintaining your Bosch KAD.. fridge-freezer combination, covering safety, features, and troubleshooting.</p>
	<p>Bosch Series 2 KIN96NSE0 Built-in Fridge-Freezer Technical Specifications</p> <p>Detailed technical specifications, features, and installation dimensions for the Bosch Series 2 KIN96NSE0 built-in fridge-freezer with bottom freezer, NoFrost, LED lighting, and two cooling systems.</p>