

TIMEX TW2T28000

TIMEX Waterbury Classic Chronograph Watch TW2T28000 Instruction Manual

Model: TW2T28000

INTRODUCTION

This manual provides detailed instructions for the setup, operation, and maintenance of your TIMEX Waterbury Classic Chronograph Watch, model TW2T28000. Please read this manual thoroughly to ensure proper use and care of your timepiece.

KEY FEATURES

- **INDIGLO Night-Light with Night-Mode:** Provides illumination for the watch dial in low-light conditions.
- **Chronograph Function:** Measures elapsed time with precision up to 1/20th of a second.
- **Date Feature:** Displays the current date.
- **Stainless Steel Watch Case:** Durable and classic design.
- **Water Resistant to 30 meters (3 ATM):** Suitable for splashes or brief immersion in water. Not recommended for swimming or bathing.
- **Leather Strap:** Comfortable and stylish tan leather strap.
- **Quartz Movement:** Reliable and accurate timekeeping.

SETUP AND INITIAL OPERATION



Figure 1: Front view of the TIMEX Waterbury Classic Chronograph Watch. This image displays the watch face with its white dial, three subdials, date window, and the brown leather strap.

Setting the Time

1. Pull the crown (center knob) out to position 3.
2. Turn the crown clockwise or counter-clockwise to set the hour and minute hands to the correct time.
3. Push the crown back into position 1 to start the watch.

Setting the Date

1. Pull the crown out to position 2.
2. Turn the crown clockwise or counter-clockwise to advance the date.
3. Once the correct date is displayed, push the crown back into position 1.
4. *Note: Avoid setting the date between 9 PM and 3 AM, as this may interfere with the automatic date change mechanism.*

Using the Chronograph



Figure 2: Side view of the watch, highlighting the crown and chronograph pushers. The top pusher starts/stops the chronograph, and the bottom pusher resets it.

1. **Start/Stop:** Press the top pusher (A) to start the chronograph. Press it again to stop.
2. **Reset:** While the chronograph is stopped, press the bottom pusher (B) to reset all chronograph hands to zero.
3. *Note: Refer to the specific subdial markings for 1/20th second, minute, and hour measurements.*

INDIGLO Night-Light

Press and hold the crown (center knob) to activate the INDIGLO Night-Light, illuminating the entire watch dial for easy reading in the dark. Release the crown to turn off the light.

OPERATING GUIDELINES

Water Resistance

Your TIMEX Waterbury Classic Chronograph Watch is water resistant to 30 meters (3 ATM). This means it is protected against splashes, rain, and brief immersion in water. It is **not** suitable for swimming, diving, or showering. Always ensure the crown is fully pushed in to maintain water resistance. Do not operate the crown or pushers

while the watch is wet or submerged.

MAINTENANCE

Cleaning Your Watch

To clean your watch, wipe the case and crystal with a soft, damp cloth. For the leather strap, avoid excessive moisture. If the strap gets wet, allow it to air dry naturally. Do not use harsh chemicals or abrasive materials, as these can damage the watch's finish or strap.

Battery Information

This watch is powered by a quartz movement, which requires a button cell battery. The specification indicating "1 AA batteries required" is incorrect for this type of wristwatch. When the battery needs replacement, it is recommended to take your watch to an authorized TIMEX service center or a reputable watch repair professional. Attempting to replace the battery yourself may void the warranty or damage the watch's water resistance seal.

TROUBLESHOOTING

- **Watch not running:** Check if the crown is fully pushed in. If the watch still does not run, the battery may need replacement.
- **Date not changing:** Ensure the date is not being set between 9 PM and 3 AM. If the issue persists, consult a service professional.
- **Chronograph hands not resetting to zero:** This may indicate a need for calibration or service.
- **INDIGLO not working:** The battery may be low, or there could be an internal issue.

For any persistent issues, please contact TIMEX customer support or an authorized service center.

SPECIFICATIONS

Brand	TIMEX
Model Number	TW2T28000
Movement Type	Quartz
Case Material	Stainless Steel
Case Diameter	42 mm
Strap Material	Leather (Brown)
Water Resistance	30 meters (3 ATM)
Features	INDIGLO Night-Light, Chronograph, Date Display
Item Weight	75 g
Product Dimensions (LxWxH)	25.4 x 25.4 x 25.4 cm (Note: This dimension likely refers to packaging)








Figure 3: Detail of the brown leather strap and the stainless steel buckle featuring the TIMEX logo.





WARRANTY AND SUPPORT



Your TIMEX Waterbury Classic Chronograph Watch is covered by a manufacturer's warranty. Please refer to the warranty card included with your purchase for specific terms and conditions, including warranty duration and coverage details. For technical support, service, or warranty claims, please contact TIMEX customer service or visit their official website for authorized service center locations.

Manufacturer: Imported by Timex, A-47, Noida, UP-201301, India.

© 2023 TIMEX. All rights reserved. Information in this manual is subject to change without notice.

Related Documents - TW2T28000

	<p>Timex W-209 Watch User Manual: Features, Operation, and Warranty</p> <p>Comprehensive guide to operating your Timex W-209 watch, covering time setting, chronograph, timer, alarms, occasions, INDIGLO night-light, water resistance, battery, and international warranty information.</p>
	<p>Timex Watch User Manual: Features, Operation, and Care</p> <p>Comprehensive user manual for Timex watches, detailing features like analog and digital time, multiple time zones, alarms, chronographs, timers, water resistance, and bracelet adjustment.</p>
	<p>Timex Ironman 10/30/50 Lap/Transit Watch User Manual and Guide</p> <p>Comprehensive user manual and guide for the Timex Ironman 10, 30, and 50 Lap/Transit digital sports watch, covering basic operation, chronograph, timer, alarm, INDIGLO night-light, water resistance, battery, and warranty information.</p>
	<p>Timex Analog Watch User Manual - Features, Settings, and Care</p> <p>Comprehensive user guide for Timex Analog watches, covering setup, features like INDIGLO® Night-Light, water resistance, alarms, perpetual calendar, and maintenance. Available in multiple languages.</p>

	<p>Timex Kids Digital Watch User Guide - Operation and Features</p> <p>Comprehensive user guide for the Timex Kids digital watch (model 791-095007). Covers features, basic operations, setting time and date, chronograph, alarm, timer, INDIGLO night light, water resistance, strap adjustments, battery information, and warranty details.</p>
	<p>Timex Victory Sailing Watch Instruction Manual 704-095001</p> <p>Official instruction manual for the Timex Victory Sailing Watch (model 704-095001). Learn about its features, how to set time and calendar, use the chronograph, tide ring, race timer, tack ratio, and understand the limited warranty and service information.</p>